

DYNAMIC FASTENER

Everything for the Metal Builder & Roofer™

2016 TOOL & FASTENER HAND GUIDE

Over 99% of standard orders received by 4:00 p.m. CST will ship that *same day!*

MAIN OFFICE

KANSAS CITY
9911 E. 53rd St.
Raytown, MO 64133
816-358-9898 Local
800-844-1199 Fax
800-821-5448 Ntl

CHICAGO
2575 W. LeMoynes St.
Melrose Park, IL 60160
708-615-1450 Local
708-615-1451 Fax
800-573-7787 Ntl


HOUSTON
1414 Brittmoores Rd.
Houston, TX 77043
713-647-8665 Local
713-647-8635 Fax
800-988-5490 Ntl

LAS VEGAS
6455 Dean Martin Dr. "J"
Las Vegas, NV 89118
702-566-1555 Local
702-566-0175 Fax
866-936-8665 Ntl

MEMPHIS
3700 Cherry Rd.
Memphis, TN 38118
901-369-8000 Local
901-369-0105 Fax
800-727-0288 Ntl

ST. LOUIS
12800 Pennridge Dr.
Bridgeton, MO 63044
314-739-8771 Local
314-739-8691 Fax
800-444-0515 Ntl


ST. PAUL
2316 Territorial Rd.
St. Paul, MN 55114
651-644-1212 Local
651-644-1124 Fax
800-755-2426 Ntl



With **Dyna-Coat®**
SELF-DRILLERS PG. 67-75



DEI SALA®
FALL PROTECTION PG. 124-131



DYNA-GUARD®
SNOW RETENTION FOR METAL ROOFS
PG. 64-66



DEWALT
High Performance Industrial Accessories
#DW267, DW268 or DW269
6 ANY MIX **\$169.95** PG. 4



YEM
NIBBLER
#BLK-1.3CS **\$659** PG. 38



DYNA-FLASH®
#3
10+ **\$5.50** PG. 62



DROP-STOP®
LEAKY METAL ROOF?
PG. 56



VISE-GRIP
11R
10+ **\$13.80** PG. 96



FUEL
COMBO KIT
FREE 32 PCS BIT SET
2797-22 **\$285** PG. 26

PRICES GUARANTEED UNTIL MARCH 31, 2017 OR WHILE SUPPLIES LAST - SUBJECT TO CHANGE WITHOUT NOTICE

(800) 821-5448 www.dynamicfastener.com

© Copyright 2016 D.F.S.

TABLE OF CONTENTS

ANCHORS

Adhesive, Structural.....	53, 91
All-Thread Rod.....	91
Beam Clamps.....	91
Cable Bracing.....	76
Chem-Fast.....	91
Concrete Anchors.....	89
Conventional Foundation Bolts.....	88
Epoxy.....	91
Hangermate.....	92
Hillside Washer.....	88
Nylon Nailin.....	CALL
Powder Actuated.....	92
Power-Bolt.....	89
Pull-Out Tester.....	76
Sag Strap.....	76
Shims.....	45
Sleeve Anchor (Lok/Bolt).....	90
Steel Banding and Tools.....	105
Structural Adhesive.....	53, 91
Stud Anchor.....	88
Tapcon.....	89
Tie-Wire.....	115
Trak-It.....	92
Twin-Cartridge Epoxy.....	91
Wedge Anchor.....	88
Wedge-Bolt.....	89
Zamac Hammer-Screw.....	90
Zamac Nailin.....	90

FASTENERS

Adhesive, Structural.....	53
Bi-Metal Screws.....	81
Bolts & Nuts.....	76
Caddy Clips.....	83
Clip Screws.....	72
Collated Screws.....	83
Decimal Equiv. Chart.....	94
Decking Screw.....	80
D.F. Screws.....	79
Drywall Screws.....	79
Dyna-Coat Premium Screw Coating.....	81
Dyna-Grip Framing Screw.....	68
Explosion Venting Screws.....	122
Fabloks.....	86
Fenderhead Stout T-5.....	82
Grid Mate.....	CALL
Hangermate.....	92
Header Selfdrillers.....	73
Hextra Screws.....	78
Hillside Washer.....	88
HVAC Screws.....	83
Insulation Hanging Pins.....	59
Insulation Screws.....	79
Metal to Metal Screws.....	67-71
Metal To Wood Screws.....	74
Olympic Rivets.....	84
Painting of Screws & Rivets.....	87
Panel Fastener.....	78
Pins (Insulation Hanging).....	59
Plymetal Screws.....	73
Pole Barn Screws.....	74
Protective Caps for Screw Points.....	83
Pull-Out Tester.....	76
Purlin Fasteners.....	78
Quik Drive Auto-Feed.....	83
Rivets.....	86
Roofgrip.....	75, 78
Scots.....	80
Scrubolt Fasteners.....	87
Seal Tester.....	76
Selfdriller Engineering Data.....	77
Selfdriller Selector Guide.....	67-75
Self-Drilling Screws.....	67-77
Self-Tapping Screws.....	74, 75
Stainless (410) Self-Drilling.....	80
Stainless Cap Head.....	80
Staples.....	58
Stout T-5s.....	82
Structural Bolts.....	76
Tamper-Proof Screws.....	69, 71
T-5.....	77, 82
Tek Screws.....	80
Type 'A' or 'B' Carbon or Stainless.....	74, 75
Ultimate Screws.....	80
Wafer Head Screws.....	79
Wood To Metal Screws.....	73
Zinc Headed Screws.....	80
Zip-in Screws.....	83

FLASHINGS

Closures.....	53
Cobra Ridge Vent.....	53
Colored Dyna-Flash Pipe Boots.....	63
Colorgard.....	66
Dek-Cap.....	63
Dekstrip.....	60
Dektitle.....	63
Drains.....	61
Drop-Stop.....	56
Dyna-Flash Pipe Flashings.....	62, 63
Dyna-Clamps.....	64-65
Dyna-Guard.....	64-66
Expansion Joint Covers.....	60
FlashDek.....	60
Pipe Flashing, Dyna-Flash.....	62
Retrofit Dektitle.....	63
Ridge Vent.....	53
Roof Drains.....	61
Roof Pipe Supports.....	61
Roof Vents.....	61
S-51 Utility Clamp.....	66
Sno-Dam.....	65
Snofence.....	66
Snow Retention System.....	64-66
Snow Shoes.....	57
Vents.....	61

HAND TOOLS

American Lock.....	115
Automatic Levels.....	24, 110
Bar Clamps.....	97
Batteries (Energizer).....	101
Bendmore Hemming Tool.....	103, 104
Berger Levels.....	110
Binder Chain.....	CALL
Bolt Cutters.....	101
Boot (Rain).....	CALL
Boxes (Hand Tool).....	24
Brooms (Push).....	45
Buck Knives.....	118
Bucket Boss.....	117
Bull Pins.....	106
Butyl Tape Applicator.....	55
Cable Pullers.....	108
Calculator.....	100
Canvas Tool Bag.....	117
Car Reamer.....	95
Caulk Guns.....	19, 26, 55
C-Clamps.....	91, 111
Chain.....	108
Chain Hoist.....	108
Chalk.....	112
Channellock.....	105
Chucks (Jacobs).....	95
Clamps.....	96, 111
Compo-Cast Hammers.....	101
Concrete Tools (Kraft).....	113
Coolers (Gott).....	118
Cooper Tools.....	99-102
Crayons (Lumber).....	112
Crescent Wrench.....	101
CST Berger.....	110
Cups (Paper).....	118
Custom Leather Craft.....	117
Dead Blow Hammer.....	101
Delta Boxes.....	114
Drywall Tools (Kraft).....	113
Duct Knife.....	CALL
Dynafind Hole Finder.....	87
Electrical Tape.....	59
Empire Level.....	111
End-Cutting Pliers.....	105
Flashlights (Eveready).....	101
Floodlights.....	46, 47
Folding Tool.....	103
Foot Wear.....	122
Gang Box (Jobox).....	114
Gloves.....	119
Gott.....	118
Grippers (Foot Wear).....	122
Ground Fault Interrupters.....	47
Hacksaw Frames.....	101
Hammers.....	101
Hand Cleaner.....	119

Hemming Tool.....	103, 104
Hex Key Sets.....	97
Hoists.....	108
Hoist, Chain.....	108
Hole Finder (Dynafind).....	87
Inkzall Marker.....	112
Jackets (Rain).....	CALL
Jacobs Chucks.....	95
Jet Tools.....	108
Jobox.....	114
Kimberly-Clark.....	119
Dyna-Flash.....	105-107, 117
Knee Pads.....	117
Knives (Buck).....	118
Knives (Utility).....	98
Kraft.....	113
Krylon.....	95
Kynar 500 Paint Pen.....	112
Ladders.....	50-51
Laser.....	24, 110
Leather Goods.....	117
Lenox.....	48, 49
Levels (Automatic).....	24, 110
Levels (Bubble).....	111
Levels (Laser).....	24, 110
Lights (Floor).....	46, 47
Lincoln Electric Welding.....	CALL
Locks (Master).....	115
Lufkin.....	99
Lumber Crayons.....	112
Magnetic Sweeper.....	113
Markers.....	112
Master Lock.....	115
Measuring Tapes.....	30, 98, 99
Metal Cutting Blades.....	11, 13, 41, 42, 44, 48
Metal Stud Punch.....	100
Metric Tools.....	99
Midwest Snips.....	103
Motorola Radios.....	46
Nutdriver Sets.....	97, 98
Nylon Strap Hoist Puller.....	108
Open End Wrenches.....	106
Overalls (Rain).....	CALL
Paint (Upside Down).....	95
Paint Pen.....	112
Paint Sticks.....	112
Panel Shear (Swenson).....	104
Paper Cups.....	118
Paper Towels.....	119
Payload Plus.....	114
Pipe Wrenches.....	100
Pliers.....	95, 105
PLS Lasers.....	110
Proto.....	106, 107
Pry Bar.....	106, 107
Pull-Out Tester.....	76
Radios (Motorola).....	46
Rain Gear.....	CALL
Ratchet Tie Down Straps.....	108
Ratchet Wrenches.....	106, 107
Rebar Bender/Cutter.....	40, 106
Rethread Dies.....	88
Rigger Gloves.....	119
Rivet Tools.....	85-86
Rope.....	109
Rope (Wire).....	109
Roper Whitney.....	100
Rubbermaid.....	118
Sandals (Slip Resistant).....	122
Scaffold (On Wheels).....	51
Scratch Awl.....	107
Screwdrivers.....	97
Seal-Tester (For Screws).....	76
Shackle.....	109
Sheet Metal Gloves.....	119
Shoes (Slip Resistant).....	122
Shop Rags.....	119
Shovels.....	51
Slasher Steel Cutting Blade.....	44
Sledge Hammers.....	101
Slings.....	108
Slug Buster.....	CALL
Snips (Irwin).....	103
Snips (Midwest).....	103
Snips (Wiss).....	102
Socket Sets.....	98, 116

Sprayon.....	95
Spring Clamps.....	96
Stabila Levels.....	111
Stanley.....	98
Staplers.....	58
Striking Wrench.....	107
Stud Punch.....	100
Swenson Shear.....	104
Tapes.....	59
Tarps.....	100
Thread Restorer.....	88
Tie-Down Straps.....	100, 108
Tie-Wire Reel.....	117
Tool Belts.....	117
Torque Wrench.....	66, 107
Torx Bits for Scrubolts.....	116
Touch-up Paint.....	112
Towels, Paper.....	119
Trash Bags.....	83
Trowels (Concrete).....	113
Truck Boxes.....	114
True Temper.....	51, 101
Upside Down Paint.....	95
Unibit.....	97
Utility Knives.....	98
Versa-Bender.....	104
Versa-Hemmer.....	104
Vise Grip.....	96, 97
Vises.....	111
WD-40.....	118
Welding Equipment.....	120
Whitney Punch.....	100
Wire Rope.....	109
Wiss.....	102
Wobble Lights.....	46
Wonder Bar.....	107
Wrenches.....	98, 100-101, 106-107
Zinc-Rich Metal Protection.....	95

POWER TOOLS

Band Saw.....	10, 19, 21, 31
Beam Cutter.....	24
Bench Grinder.....	25
Black & Decker.....	4-25
Bosch.....	12, 35-37
Caulk Guns.....	19, 26, 55
Chipping Hammers.....	9, 37
Compound Miter Saw.....	24
Concrete Vibrator.....	19
Cordless Tools.....	16-23, 26-34, 36, 38
Core Drill.....	41
Cut-Off Machine.....	25, 31, 32, 35, 40
Demolition Hammers.....	9, 37
DeWalt.....	4-25
Die Grinders.....	25, 31, 38
Drills (1/4" & 3/8").....	6
Drills (1/2" & 3/4").....	7
Drywall Cut-out.....	5, 19
Fans.....	116
Fein.....	12, 38-39
Foam Gun.....	52
Generac Generator.....	40
Grease Gun.....	18, 21
Grinders (Angle; 4" to 9").....	15, 31-33, 35, 39, 40
Hammer Drills.....	8-9, 28, 34, 37
Heat Gun.....	24, 37
Heaters.....	116
Hitachi.....	12, 40
Hoists.....	108
Husqvarna.....	41
HVAC Pittsburgh Seam Locker.....	14
Impact Wrenches.....	5, 16-18, 20, 27, 32, 40
Infrared Thermometer.....	16
Inspection Camera.....	16
Jancy.....	14
Jet Tools.....	108
Kett Tools.....	13
Magnetic Drill Presses.....	14
Makita Tools.....	32-34
Metabo.....	32, 42
Metal Cutting Saws.....	25, 30, 33, 38, 44
Milwaukee Tools.....	26-31
Motorola 2-Way Radios.....	46
Nibblers.....	12, 28, 33, 35, 38, 40
Olympic Rivet Tools.....	85-86
Panasonic Tools.....	34
Pittsburgh Seam Locker (Trumpf).....	14

POWER TOOL INDEX

Table of Contents

from page 2

Porter-Cable	24
Power Distribution Box	47
Prazi	24, 25
Rebar Bender/Cutter	40, 106
Rivet Tool (Battery)	86
Rotary Cutter (Drywall)	5, 19
Rotary Hammers	8-9, 19-20, 28, 37, 40
Sanders	24
Sanders (Angle)	15
Saws	10, 24-25, 30-31, 33, 35-36, 38, 40-41
Scruguns (Drywall)	5
Scruguns (Sheet Metal)	4
SDS/Max Hammer	9, 37
Shear Wrench	33
Shears	13, 28, 33, 35, 40
Skill	36
Sluggo Mag Press/Cutters	14
Table Saw	24
Target Equipment	41
Transformer 240V to 120V	118
Trumpf Power Tools	12-14, 35
Wall Scanner	16
Wood Working	24
Wet/Dry Vac	25

POWER TOOL ACCESSORIES

Abrasive Blades	42
Adapters for Hammer Bits	93
Band Saw Blades	11
Beam Cutter	24
Blades	11, 25, 41-44, 48
Carbide Tipped Masonry Bits	93
Car Reamer	95
Chisels	93
Cord (Extension)	47
Core Bits	43, 93
Cup Brushes (Wire)	45
Diamond Blades	43
Diamond Core Bits	43
Drill Bits for Sheet Metal	25, 94-95
Ground Fault Interrupter	47
Hammer Bits	93
Hole Saw Bits	28, 49
Jacobs Chucks	95
Lenox	48, 49
Mag Press Bits	14
Nut Runner Sockets	95
Phillips Bits	CALL
Polar/Solar Cord	47
Punches & Dies (Nibbler)	12
Rethread Dies	88
Safety Cans	124
Safety Equipment	120-131
Saw Blades (7/8")	11
Shear Blades (replacement)	13
Slasher Saw Blades	44
Slotted Bit	CALL
Steel Decking Blade	41
Sockets	25, 116
Taps & Dies	95
Torx Bits For Scrubolts	116
Wire Brushes	45
Zamac Nailin Drive Tool	CALL

SAFETY PRODUCTS

Back Supports	CALL
Bar Guards	128
Bombers Jacket	128
Caution Tape	128
DBI/Sala Fall Protection	129-131
Ear Plugs	121
Eye Glasses (Safety)	121
Fall Protection	124-131
Fence (Orange Safety)	128
Fire Extinguisher	124
First Aid Kits	123
Gas Can (Safety)	124
Gatorade	118
Goggles	120
Guardian Safety	126-127
Hard Hats	120
Hearing Protection	121
Lanyard	124-131
LED Head Light	120

Lifeline Devices (Safety)	124-131
Metal Roof Walkway	90
Miller Safety	129
Orange Safety Fence	128
Reflective Tape	128
Respirator	121
Retractable Lanyard	124-131
Roof Anchors	124-127, 129
Rope Grab	129
Rope, Lifeline	129
Safety Cans (Gas)	124
Safety Equipment	120-131
Safety Glasses	121
Safety Harness	124-131
Safety Light	123
Safety Sleeves	119
Sala (DBI) Fall Protection	129-131
Screw Tip Protective Caps	83
Self-Retracting Lifeline	124-131
Sky Web II	122
Skylight Fall Protection	90
Sqwincher	118
Standing Seam Roof Tie Off	125, 126
Stake Flags	95
T-Shirts	128
Tool Lanyard	117, 129
Vests, Safety	128
Welding Goggles	120
Welding Helmet	120
Winter Liners (for Hard Hats)	120

SEALANTS & TAPES

Acrylic Foam Bond Tape	52
Backer-Rod Foam Filler	54
Battery Caulk Guns	19, 26, 55
Butyl Tape	55
Butyl Tape Applicator	55
Caution Tape	128
Closures	53, 60
Colored Caulk	54
Drop-Stop	56, 57
Duct Tape	59
Dyna-Seal	56, 57
Emsal Foam Closure	60
Fire Stop	46
Foam Insulation	52
Foamable Adhesive	52
Froth-Pak	52
High Bond Tape	52
Immerseal	60
Insulation Hanging Pins	59
Insulation Tapes	58, 60
Kynar 500 Paint Pen	112

Metacaulk Firestop	46
Paint Pen	112
Painters Tape	59
Patching Tape	53
Peel & Seal	53
Reflective Tape	128
Roll Caulk (Butyl Tape)	55
Sealing Washers	87
Shims	45

Sika Sealants	54, 55
Spray Foam Insulation	52
Spray (Metal Protection)	95
Tapes, Adhesive	52, 58-59
Titebond Caulk	54
Tube Caulk	53-55
Vulkem Sealants	CALL
Zinc-Rich Metal Protection	95

DeWalt's INDEX OF POWER TOOLS BY PART NUMBER

D110K	6	D28754	25	DCF815S2	16	DCS387P1	20	DW364	10
D112	6	D28755	25	DCF880M2	20	DCS391M1	21	DW505	8
D115K	6	DC012	17	DCF883M2	20	DCS551D2	19	DW511	8
D210G	6	DC212KA/KL	19	DCF885C2/M2	20	DCT410S1	16	DW600	5
D215G	7	DC330K	19	DCF886D2	20	DCT411S1	16	DW713	24
D216G	6	DC385K	19	DCF887M2	20	DCT412S1	16	DW715	24
D220	6	DC390K	19	DCF889M2	20	DCT414S1	16	DW716	24
D450/D460	7	DC4CKITA	22	DCF895D2/M2	20	DCT419S1	16	DW756	25
D520	8	DC411KA	19	DCF899P2/HP2	20	DCV581H	25	DW758	25
D25052K	8	DC490KA	19	DCG412P2	21	DWARA100	25	DW872	25
D25133K	8	DC515K	19	DCGG570K	18	DWARAFS	25	DW877/888	25
D25260K	8	DC527	17	DCG571M1	21	DW059K-2	18	DW896/897	12
D25262K	8	DC530KA	19	DCH273P2	20	DW079KD	24	DW8500	25
D25263KG	8	DC545K	19	DCK210S2	16	DCK210S2	16	DWE304/E305	10
D25300DH	8	DC550KA	19	DCK211S2	16	DW083K	24	DWE315K	24
D25313K	8	DC668KA	18	DCK251X	22	DW088K	24	DWE357	10
D25323K	8	DC725KA	18	DCK255X	22	DW089K	24	DWE402	15
D25324K	8	DC750KA	16	DCK262M2	22	DW120K	7	DWE4517	15
D25413K	9	DC820KA	18	DCK265L	22	DW124	7	DWE4557	15
D25416K	9	DC821KA	18	DCK280C2	23	DW130V	7	DWE4559	15
D25501K	9	DC821KA	18	DCK281D2	23	DW140	7	DWE4597N	15
D25553K	9	DC822KL	18	DCK286D2	23	DW160V	6	DWE4599N	15
D25601K	9	DC823KA	18	DCK290L2	23	DW217	6	DWE4887N	25
D25603K	9	DC825KA	18	DCK292L2	23	DW222	6	DWM120	10
D25651K	9	DC830KA	17	DCK296M2	23	DW223G	6	DWS535	10
D25721K	9	DC835KA	17	DCK298L2	23	DW279KD	6	DWS780	24
D25723K	9	DC845KA	16	DCK455X	22	DW235G	7	DWV010/012	25
D25761K	9	DCA1820	17	DCK590L2	23	DW245	7	Bare Tools 18V	
D25763K	9	DCA2203C	17	DCK592L2	23	DW246	7	& 20V	21
D25831K	9	DCB090	25	DCK655X	22	DW252	5	Batteries	17
D25851K	9	DCD710S2	16	DCL040/043	17	DW255	5	Chargers	17
D25891K	9	DCD740C1	21	DCL061	17	DW257	5	18V/20V Combo	
D25901K	9	DCD760KL	18	DCL023	16	DW260K	5	Packs	22, 23
D25960K	9	DCD790D2	20	DCN660D1	21	DW266	4	Flashlights	17
D25980K	9	DCD795D2	20	DCN692M1	21	DW267	4	Garage Sale!!	25
D26950	24	DCD920KX	17	DCN906	17	DW268	4	Impact Ready	
D28065	15	DCD940KX	18	DCR006	21	DW269	4	Accessories	25
D28112	15	DCD950KX	18	DCR015	17	DW272	5	ToughSystem	
D28114	15	DCD959KX	18	DCR018	17	DW276	5	Storage	24
D28115	15	DCD970KL	18	DCS310S1	16	DW277	5		
D28131	15	DCD970M2	20	DCS355D1	21	DW281	4		
D28140	15	DCD980M2	20	DCS361M1	24	DW284	4		
D28144	15	DCD985M2	20	DCS370	19	DW292	5		
D28499X	15	DCD990M2	20	DCS371P	21	DW293	5		
D28710	25	DCD995M2	20	DCS372KA	19	DW294	5		
D28715	25	DCF620D2/M2	20	DCS373P2	21	DW297	5		
		DCF680N2	16	DCS374P2	21	DW299	5		
		DCF681N2	16	DCS380P1	20	DW310K	10		
		DCF813S2	16	DCS385L	19	DW311K	10		
						DW317K	10		
						DW331K	10		

TOOL MANUFACTURERS

Bosch	35-37
DeWalt	4-25
Fein Nibbler	12, 38-39
Generac	40
Hitachi	12, 40
Jancy	14
Kett Shears	13
Makita	32-34
Metabo	32
Milwaukee	26-31
Olympic Rivet	86
Porter-Cable	24
Target/Partner	41
Trumpf	12-14, 35



COOL CANVAS! DYNAMIC FASTENER
knocks out the competition!

©2016 DYNAMIC FASTENER SERVICE, INC. ALL RIGHTS RESERVED. No copying permitted without written authorization from an officer of Dynamic Fastener. NOTE: Product illustrations that appear in this catalog are not intended to depict the actual size of the merchandise. Specifications and engineering data of items shown herein have been carefully checked for correctness at the time of publication. But due to potential human error and because substantial changes occur at the manufacturer level from time to time, Dynamic Fastener Service, Inc. makes no warranty, express or implied, as to the accuracy of the information in this catalog. When firm data is needed, please call us toll free and we will be happy to provide firm current data.

SCRUGUNS FOR SHEET METAL



**Heavy Duty VSR Versa-Clutch®
Scrugun for T-5s
DW269**

This low RPM/high torque tool is ideal for fastening T-5s into 1/4" and thicker steel. (See page 80 for a special offer).

Specifications: 6.5-amps (120V, AC only), 0-1,000 RPM no-load, 344 in.-lbs. torque, 540 max watts out, 3.7 lbs. tool wt., 4.8 lbs. shipping wt.

REGULAR PRICE \$342.60
SPECIAL PRICE \$176.75
6+ MIX OR MATCH \$169.95



**Heavy Duty VSR
Versa-Clutch®
Scrugun
DW267**

Very similar to our most popular scrugun DW268 pictured at right, this tool is 0-2,000 RPM not 0-2,500 RPM as is the DW268.

Specifications: 6.5-amp (120V, AC only), 0-2,000 RPM no-load, 164 in.-lbs. torque, 540 max watts out, 3.7 lbs. tool wt., 4.8 lbs. shipping wt.

REGULAR PRICE \$342.60
SPECIAL PRICE \$176.75
6+ MIX OR MATCH \$169.95



**Heavy Duty VSR Versa Clutch®
TekS Scrugun, DW268**

Versa-Clutch® torque adjustment system allows you to "dial" the proper torque needed to efficiently drive fasteners without stripping or breaking the fastener.

Specifications: 6.5-amps (120V, AC only), 0-2,500 RPM no-load, 132 in.-lbs. torque, 540 max watts out, 3.7 lbs. tool wt. ignoring cord, 4.9 lbs. shipping wt.

REGULAR PRICE \$342.60
SPECIAL PRICE \$176.75
6+ MIX OR MATCH \$169.95



**Heavy Duty VSR
Depth-Sensitive
TEKS® Scrugun,
DW266**

Depth-sensitive, "set and forget" nosepiece for consistent fastener depth.

Standard equipment: 5/8" i.d. locator for 3/8" nutsetter and 1/2" i.d. locator for 5/8" nutsetter.

Specifications: 6.5-amps (120V, AC only), 0-2,500 RPM no-load, 132 in.-lbs. torque, 540 max watts out, 3.5 lbs. tool wt., 4.2 lbs. shipping wt.

REGULAR PRICE \$267.40
SPECIAL PRICE \$152.95
6+ MIX OR MATCH \$143.75



**Heavy Duty
VSR Positive-Clutch®
Scrugun
DW281**

Positive clutch gives operator complete control; bit torque increases as operator increases forward pressure.

Standard equipment: 1/2" quick change bit chuck.

Specifications: 6.5-amps (120V, AC only), 0-2,500 RPM no-load, 132 in.-lbs. torque, 540 max watts out, 3.4 lbs. tool wt., 4.2 lbs. shipping wt.

REGULAR PRICE \$240.90
SPECIAL PRICE \$137.75
6+ MIX OR MATCH \$129.50



**Depth Sensitive
Self-Drilling Screwdriver
No. 6790-20**

Standard equipment: 5/16" socket.

Specifications: 6.5-amps (120V, AC only), 0-2,500 RPM no-load speed VSR, 3.7 lbs. tool wt, 4.5 lbs. shipping wt.

REGULAR PRICE \$230.00
SPECIAL PRICE \$129.75
6+ MIX OR MATCH \$121.95



**Adjustable Torque
Self-Drilling Screwdriver
No. 6780-20**

Specifications: 6.5-amps (120V, AC only), 0-2,500 RPM no-load VSR, max torque 140 in.-lbs., tool wt. 3.8 lbs.

REGULAR PRICE \$282.00
SPECIAL PRICE \$159.50
6+ MIX OR MATCH \$149.95



**Depth Sensitive Tek
Screwdriver, No. FS2500**

L.E.D. light.

Standard equipment: One 5/8" mag nutrunner.

Specifications: 6.0-amps (120V, AC only), 0-2,500 RPM no-load VSR, 3.4 lbs. tool wt., 6.0 lbs. shipping wt.

REGULAR PRICE \$272.00
SPECIAL PRICE \$143.20
6+ MIX OR MATCH \$134.60



**Adjustable Torque
Tek Screwdriver
No. FS2701**

6-stage torque adjustment. L.E.D. light.

Specifications: 6.0-amps (120V, AC only), 0-2,500 RPM no-load VSR, 4.0 lbs. tool wt., 6.0 lbs. shipping wt.

REGULAR PRICE \$314.00
SPECIAL PRICE \$165.40
6+ MIX OR MATCH \$155.50



**Tek Screwgun
No. SG250**

Depth sensitive clutch.

Standard equipment: Two Posi-Lok™ nose pieces, bit tip and bit tip holder.

Specifications: 7.0-amp (120V, AC only), 0-2,500 RPM no-load VSR, 3.3 lbs. tool wt, 4.8 lbs. shipping wt.

REGULAR PRICE \$245.00
SPECIAL PRICE \$135.95
6+ MIX OR MATCH \$127.85



**Heavy Duty VSR
Positive-Clutch Power Unit
DW284**

Threaded clutch housing/adaptor for mounting to roofing or auto-feed attachments.

Specifications: 6.5-amps (120V, AC only); 0-2,500 RPM no-load, 132 in.-lbs. torque, 540 max watts out, 3.3 lbs. tool wt., 3.7 lbs. shipping wt.

REGULAR PRICE \$240.90
SPECIAL PRICE \$137.75
6+ MIX OR MATCH \$129.50



DRYWALL SCRUGUNS & IMPACT WRENCHES



Drywall Screwdriver DW272

6.3-amp motor for superior power and overload capacity. The DW272 comes with a standard clutch and a "set and forget" nose-piece for consistent fastener depth. To order this tool with the added convenience of a permanently attached 50' two prong extension cord with a twist-lock plug then order the DW272WT.

Specifications: 6.3-amps (120V, AC only), 0-4000 RPM no-load VSR, 520 watts out, 3.1 lbs. tool wt., 4.1 lbs. shipping wt.

REGULAR PRICE \$191.50
SPECIAL PRICE \$104.95
6+ MIX OR MATCH \$99.00
With 50' cord (272WT) Add \$20



Drywall Scrugun DW255/DW252

6-amp motor and high-speed transmission allows for excellent drywall hanging production. Standard clutch. The DW255 has a no-load speed of 0-5,300 RPM while the DW252 has a no-load speed of 0-4,000 RPM. Either tool - same price.

Specifications: 6.0-amps (120V, AC only), 0-5,300 RPM no-load, for DW255 and 0-4,000 RPM for DW252, VSR, 510 watts out, 2.9 lbs. tool wt., 4.1 lbs. shipping wt.

REGULAR PRICE \$166.30
SPECIAL PRICE \$90.30
6+ MIX OR MATCH \$84.90



1/2" Impact Wrench DW292

345 ft. lbs. max torque in forward and reverse. AC/DC forward/reverse rocking switch. Detent pin anvil for more secure socket retention.

Specifications: 7.5-amps (120V, AC/DC); 2100 RPM no-load speed, reversible, 2700 impacts per minute; tool wt. 7.0 lbs., shipping wt. 8.8 lbs.

REGULAR PRICE \$336.80
SPECIAL PRICE \$174.55
6+ MIX OR MATCH \$164.10




Deck/Drywall Screwdriver DW257

Ideal for drywall, plywood roof decking, siding, flooring and wire lath to 14-20 gauge metal studs.

Specifications: 6.2-amps (120V, AC only) 0-2,500 RPM no load speed, VSR, 3.5 lbs. tool wt., 4.2 lbs. shipping wt.

REGULAR PRICE \$181.25
SPECIAL PRICE \$98.60
6+ MIX OR MATCH \$92.70



Drywall/Framing Screwdriver DW276

6.5-amp motor and high torque provides superior power and overload capacity.

Specifications: 6.5-amps (120V, AC only), 0-2,500 RPM no-load, VSR, 540 watts out, 3.6 lbs. tool wt., 5.3 lbs. shipping wt.

REGULAR PRICE \$218.80
SPECIAL PRICE \$116.30
6+ MIX OR MATCH \$109.30




All Purpose Screwdriver Kit, DW260K

All purpose 0-2,500 RPM screwdriver with the convenience of common accessories and heavy duty carrying case.

Standard equipment: Kit includes three locators; 1/4", 5/16" and 3/8" nut setters; five #2 Phillips bit tips; magnetic bit tip holder; carrying case.

Specifications: 6.2-amps (120V, AC only), 0-2,500 RPM no-load VSR, 540 watts out, 3.2 lbs. tool wt., 6.0 lbs. shipping wt.

REGULAR PRICE \$263.00
SPECIAL PRICE \$145.40
6+ MIX OR MATCH \$136.65



Keyless Chuck

1/2" keyless chuck with 1/2" sq dr - allows drilling with an impact wrench. Can only drill forward. Made in U.S.A.

JC1200 **\$69.95**



Socket Sets

See pg 116 for six sets offered.

PART #	SQ. DR.	PCS.	LENGTH	1-4 PRICE	5+ PRICE
2651	1/2"	13	Deepwell	\$90	\$81
2824	1/2"	24	Deepwell	221	199



Cut-Out Tool DW660

Tool-free bit change, removable shoe, dust-sealed turn-on/bump-off switch.

Standard equipment: Drywall cutting bit, 1/4" and 3/8" collets.

Specifications: 5.0-amps (120V, AC only), 30,000 RPM no-load speed, 3.2 lbs. tool wt., 3.5 lbs. shipping wt.

REGULAR PRICE \$107.35
ANY QUANTITY \$57.30



1/2" Impact Wrench DW293

Ring detent (or hog-ring) retainer for quick, easy socket change.

This tool is best suited strictly for ground level applications. Sockets will slip off of this tool's "ring-detent" vs. the secure fit of the "pin-detent" featured on the DW292 pictured top right of this page.

Specifications: Same as DW292 pictured top right of this page.

REGULAR PRICE \$336.80
SPECIAL PRICE \$174.60
6+ MIX OR MATCH \$163.95



3/4" Impact Wrench DW294

This lag bolt screwdriver is a very low priced 3/4" impact wrench. Socket retention system is the detent-pin style.

Specifications: 7.5-amps (120V, AC/DC), max torque 345 ft.-lbs., 2700 IPM, 2100 RPM no-load, reversible, 7.0 lbs. tool weight, 9.2 lbs. shipping wt.

REGULAR PRICE \$406.70
SPECIAL PRICE \$232.60
6+ MIX OR MATCH \$218.65



3/4" Impact Wrench DW297

Powerful 7.5-amp motor provides 434 ft.-lb. maximum torque. Easy forward or reverse.

Standard equipment: 360° side handle.

Specifications: 7.5-amps (120V, AC/DC), 1,800 IPM, 1,600 RPM no-load speed, reversible, 11 lbs. tool wt., 14.25 lbs. shipping weight.

REGULAR PRICE \$1,021
SPECIAL PRICE \$546
6+ MIX OR MATCH \$513



1/4", 3/8" & 1/2" DRILLS



**1/4" VSR Drill
DW217**

Designed for small diameter holes in light-gauge steel.

Standard equipment: chuck key, chuck key holder.

Specifications: 6.7-amp (120V, AC only), 0-4000 RPM no-load VSR, 510 watts out, 3.2 tool wt., 4.1 lbs. shipping wt.

REGULAR PRICE \$265.20
SPECIAL PRICE \$151.70
6+ MIX OR MATCH \$142.60



**3/8" VSR Drill
DWD112**

8.0-amp motor. All-metal keyless chuck for greater durability. Anti-slip grip.

Specifications: 8.0-amp (120V, AC only), 0-2500 RPM VSR, 650 max watts out, tool wt. 4.1 lbs., shipping wt. 6.0 lbs.

REGULAR PRICE \$115.75
SPECIAL PRICE \$63.75
6+ MIX OR MATCH \$59.90



**3/8" VSR Drill
DWD110K**

8.0-amp motor. Keyless chuck. Anti-slip grip. Includes carrying case.

Specifications: 8.0-amp (120V, AC only), 0-2500 RPM VSR, 650 max watts out, tool wt. 4.1 lbs., shipping wt. 6.4 lbs.

REGULAR PRICE \$107.15
SPECIAL PRICE \$62.75
6+ MIX OR MATCH \$59.00




**3/8" VSR Drill
DWD115K**

8.0-amp motor. All-metal keyless chuck for greater durability. Anti-slip grip. Includes carrying case.

Specifications: 8.0-amp (120V, AC only), 0-2500 RPM VSR, 650 max watts out, tool wt. 4.1 lbs., shipping wt. 6.4 lbs.

REGULAR PRICE \$130.00
SPECIAL PRICE \$71.95
6+ MIX OR MATCH \$67.65



**3/8" Right Angle Drill
DW160V**

Standard equipment: chuck key, chuck key holder, paddle switch.

Specifications: 4.0-amps (120V, AC only), 0-1200 RPM no-load VSR, 3.4 lbs. tool wt. 3.4 lbs. shipping weight.

REGULAR PRICE \$274.00
SPECIAL PRICE \$154.25
6+ MIX OR MATCH \$144.95



**20V MAX* 3/8" Li-ion Right Angle Drill
DCD740C1**

2-speed ranges. 3/8" ratcheting chuck. Multi-grip trigger.

Standard equipment: One 20V MAX* 1.5 A-H battery (DCB201), charger (DCB101), belt hook, carrying case.

Specifications: 0-650 or 0-2,000 RPM no-load speed, 360 max watts out, 3.8 lbs. tool wt., 10.4 lbs. shipping wt.

REGULAR PRICE \$366
SPECIAL PRICE \$194
6+ MIX OR MATCH \$182



**3/8" VSR Drill
DW222**

Keyless chuck for quick and easy bit changing.

Specifications: 6.7-amp (120V, AC only), 0-1,200 RPM no-load VSR, 520 watts out, 3.3 lbs. tool wt., 4.1 lbs. shipping wt.

REGULAR PRICE \$210.00
SPECIAL PRICE \$111.25
6+ MIX OR MATCH \$104.60



**3/8" VSR Drill
DW223G**

DIN nose allows for side handle or rig mount. Three wire grounded cord and plug.

Standard equipment: chuck key, chuck key holder.

Specifications: 7.0-amps (120V, AC only), 0-1200 RPM no-load VSR, 560 out watts, 3.6 lbs. tool wt., 4.5 lbs. shipping wt.

REGULAR PRICE \$256.40
SPECIAL PRICE \$136.50
6+ MIX OR MATCH \$128.30



**3/8" VSR Drill
DWE1014**

7.0-amp motor. Keyed chuck. Lock-on switch.

Specifications: 7.0-amp (120V, AC only), 0-2800 RPM VSR no-load, 440 max watts out, tool wt. 3.6 lbs., shipping wt. 3.9 lbs.

REGULAR PRICE \$109.20
SPECIAL PRICE \$62.45
6+ MIX OR MATCH \$58.70



**1/2" VSR Drill
DWD216G**

10.5-amp motor. Keyed chuck.

Standard equipment: 360° locking side handle, keyed chuck, chuck key with holder.

Specifications: 10.5-amp (120V, AC only), 0-1200 RPM VSR no-load, 1100 max watts out, tool wt. 5.2 lbs., shipping wt. 6.8 lbs.

REGULAR PRICE \$238
SPECIAL PRICE \$136
6+ MIX OR MATCH \$128



**1/2" VSR Drill
DWD220**

E-Clutch Anti-Lock Control monitors current to the motor and shuts tool down in lock-up situations.

Standard equipment: 360° locking side handle with soft grip, chuck key with holder.

Specifications: 10.5-amps (120V, AC only) 0-1200 RPM VSR no load, 980 watts out, 4.9 lbs. tool wt., 6.8 lbs. shipping wt.

REGULAR PRICE \$260.20
SPECIAL PRICE \$145.50
6+ MIX OR MATCH \$136.75



**1/2" VSR Drill
DWD210G**

10.0-amp motor. Anti-slip pistol grip design.

Standard equipment: 360° locking side handle, keyed chuck, chuck key with holder.

Specifications: 10.0-amp (120V, AC only), 0-1200 RPM VSR, 980 max watts out, tool wt. 4.9 lbs., shipping wt. 6.8 lbs.

REGULAR PRICE \$222.75
SPECIAL PRICE \$119.00



1/2" VSR Drill DWD215G

10.0-amp motor. Automatic spindle lock. Anti-slip mid-handle grip.

Standard equipment: 360° side handle, keyless chuck with automatic spindle lock.

Specifications: 10.0-amps (120V, AC only) 0-1200 RPM VSR, 980 max watts out, tool wt. 5.2 lbs., shipping wt. 6.8 lbs.

REGULAR PRICE \$260.20
SPECIAL PRICE \$145.50
6+ MIX OR MATCH \$136.75



1/2" VSR Drill DW245

High output torque to drive larger diameter bits.

Standard equipment: 360° side handle, chuck key with holder.

Specifications: 7.8-amps (120V, AC only), 0-600 RPM no-load speed, 600 max watts out, 4.4 lbs. tool wt., 5.7 lbs. shipping wt.

REGULAR PRICE \$278.50
SPECIAL PRICE \$146.65
6+ MIX OR MATCH \$137.85



1/2" VSR Drill DW246

Triple gear reduction provides increased torque and reduces gear stress.

Standard equipment: 360° side handle, keyless chuck with spindle lock.

Specifications: 7.8-amps (120V, AC only), 0-600 RPM no-load, 600 max watts out, 4.4 lbs. tool wt., 5.7 lbs. shipping wt.

REGULAR PRICE \$291.75
SPECIAL PRICE \$166.85
6+ MIX OR MATCH \$156.85



1/2" VSR Drill DW235G

Compact, ergonomic design for easy use.

Standard equipment: 360° side handle, grounded wire, chuck key with holder.

Specifications: 7.8-amps (120V, AC only), 0-850 RPM no-load, 600 max watts out, 4.4 lbs. tool wt., 5.7 lbs. shipping wt.

REGULAR PRICE \$186.20
SPECIAL PRICE \$99.00



1/2" VSR Stud & Joist Drill DWD450

Tool does not have Bind-up Control™ as with the DWD460 pictured at right.

Standard equipment: adjustable front and side handles, mechanical clutch, chuck key with holder.

Specifications: 11.0-amps (120V, AC only) 0-330 or 0-1300 RPM no load, 1100 watts out, 11.3 lbs. tool wt., 16 lbs. shipping wt.

REGULAR PRICE \$550
SPECIAL PRICE \$290
6+ MIX OR MATCH \$273



1/2" VSR Stud & Joist Drill Kit DWD460K

Bind-up Control™ stall sensing technology for control of reactionary torque.

Standard equipment: adjustable front and side handles, mechanical clutch, chuck key with holder, carrying case.

Specifications: 11.0-amps (120V, AC only) 0-330 or 0-1300 RPM no load, 1015 max watts out, 11.8 lbs. tool wt., 16 lbs. shipping wt.

REGULAR PRICE \$672
SPECIAL PRICE \$339
6+ MIX OR MATCH \$319




1/2" Joist and Stud Drill, DW124

Standard equipment: adjustable front handle, 2-position side handle, chuck key and chuck key holder, mechanical-slip clutch in low gear to prevent bit lock-up.

Specifications: 11.5-amps (120V, AC only) 300/1200 RPM no-load, 850 max watts out, 13.5 lbs. tool wt., 16.75 lbs. shipping wt. (kit 26.4 lbs.).

REGULAR PRICE \$614
SPECIAL PRICE \$351
6+ MIX OR MATCH \$330
Plus case (DW124K) Add \$20



1/2" VSR Spade-Handle Drill DW130VBKT

Along with the drill and standard equipment, while supply lasts receive a **FREE** 5 gallon bucket, mixing paddle spade bit, and a 25' 16-3 gauge SJTOW extension cord.

Standard equipment: Chuck key, chuck key holder, 2-position rear spade handle, 3-position side handle.

Specifications: 9-amps (120V, AC only), 0-550 RPM no-load VSR, 600 max watts out, tool wt. 7.5 lbs., shipping wt. 8.9 lbs.

REGULAR PRICE \$322.70
SPECIAL PRICE \$179.00



18V 1/2" XRP Drill/Driver DCD940KX

3-speed all-metal transmission. Ratcheting chuck. Adjustable clutch with 22 settings. LED worklight.

Standard equipment: Two 18V XRP Ni-Cad 2.4 A-H batteries (DC9096), 1-hour charger (DW9116), 360° side handle, carrying case.

Specifications: 0-500, 0-1,250 or 0-2000 RPM no-load speed, 450 max watts out, tool weight 6.3 lbs, shipping wt. 14 lbs.

REGULAR PRICE \$517
SPECIAL PRICE \$267
6+ MIX OR MATCH \$251



18V 1/2" XRP Hammerdrill DCD950KX or DCD959KX

3-speed all-metal transmission. Self-tightening chuck. Adjustable clutch with 22 settings. LED worklight. Hammer, drill or screwdriver mode. DCD950 pictured above. DCD959 is pistol grip style.

Standard equipment: Two 18V XRP Ni-Cad 2.4 A-H batteries (DC9096), 1-hour charger (DW9116), 360° side handle, carrying case.

Specifications: 0-500, 0-1,250 or 0-2,000 RPM no load speed, 0-34,000 BPM in max 3rd speed, 450 unit watts out, tool wt. 6.3 lbs, shipping wt. 14 lbs.

REGULAR PRICE \$517
SPECIAL PRICE \$267
6+ MIX OR MATCH \$251

	DC950KX	DCD959KX
SPECIAL PRICE	\$282	\$321
6+ MIX OR MATCH	\$265	\$302




1/2" Right-Angle Drill Kit Reversible DW120K

Powerful 7.0-amp motor easily handles the popular 2 1/2" self-feed bit.

Standard equipment: Chuck key, chuck key holder, allen wrench, right-angle head, 5-position side handle with extension, tool box.

Specifications: 7.0-amps (120V, AC only), 400-900 RPM no-load speed, 600 RPM for straight line drilling. 9.75 lbs. tool wt., 17.5 lbs. shipping weight.

REGULAR PRICE \$468.55
SPECIAL PRICE \$267.95
6+ MIX OR MATCH \$251.90



1/2" End-Handle Drill Reversible DW140

High torque motor enables this tool to do jobs that other tools can't do - providing higher productivity.

Standard equipment: Chuck key, chuck key holder, adjustable 3 position side handle.

Specifications: 7.0-amps (120V, AC only), 600 RPM no-load speed, 7.0 lbs. tool wt., 8.4 lbs. shipping weight.

REGULAR PRICE \$335.95
SPECIAL PRICE \$189.60
6+ MIX OR MATCH \$178.25



HAMMER DRILLS



FREE GRINDER

1 1/8" SDS VSR Rotary Hammer, D25263KG

D25263 1 1/8" SDS Rotary Hammer and a **FREE** DWE402 4 1/2" Angle Grinder. Hammer has three modes: drill (with DW5351 adapter), chipping, or rotary hammer. 3.0 joules of impact energy. SHOCKS-Active Vibration Control®. See page 15 for Grinder details.

Standard equipment: 360° side handle, depth rod.
Specifications: 8.5-amps (120V, AC only), 0-1,450 RPM no-load speed VSR, 0-5,350 BPM no load, 6.8 lbs. tool wt. Shipping wt. of both tools 14.3 lbs.

REGULAR PRICE \$594
SPECIAL PRICE \$188



1" SDS VSR Rotary Hammer D25262K

Three modes: drill (with DW5351 adapter), chipping, or rotary hammer. 2.8 joules impact energy. SHOCKS-Active Vibration Control®.

Standard equipment: 360° side handle, depth rod, carrying case.

Specifications: 8.0-amps (120V, AC only) 0-1,500 RPM no-load speed VSR, 0-5,540 BPM no-load, 6.6 lbs. tool wt. Shipping wt. 11.5 lbs.

REGULAR PRICE \$341
SPECIAL PRICE \$176
6+ MIX OR MATCH \$165



1" SDS VSR Rotary Hammer D25133K

Three modes: drill (with DW5351 adapter), chipping, or rotary hammer. 2.6 joules of impact energy.

Standard equipment: 360° side handle, depth rod, carrying case.

Specifications: 8.0-amps (120V, AC only) 0-1,500 RPM no-load speed VSR, 0-5,500 BPM no-load, 5.8 lbs. tool wt. Shipping wt. 10.8 lbs.

REGULAR PRICE \$341
SPECIAL PRICE \$176
6+ MIX OR MATCH \$165



7/8" SDS VSR Rotary Hammer D25260K

Three modes: drill (with DW5351 adapter), chipping, or rotary hammer. 2.6 joules impact energy.

Standard equipment: 360° side handle, depth rod, carrying case.

Specifications: 7.5-amps (120V, AC only), 0-1,500 RPM no-load speed VSR, 0-5,500 BPM no load, 6.0 lbs. tool wt. Shipping wt. 11.0 lbs.

REGULAR PRICE \$341
SPECIAL PRICE \$176
6+ MIX OR MATCH \$165



1/2" Hammerdrill No. 5378-20

Can operate in drill only mode or drill & hammer.

Standard equipment: Chuck key, depth gauge, side handle.

Specifications: 7.5-amps (120V, AC only), 0-1,350 or 0-2,500 RPM no-load VSR, 0-20,000 or 0-40,000 BPM, 6.0 lbs tool wt., 7.5 lbs. shipping wt.

REGULAR PRICE \$250.00
SPECIAL PRICE \$89.85
6+ MIX OR MATCH \$84.50
WITH CASE (5378-21) ADD \$35



1/2" VSR Hammerdrill DW511

7.8-amp motor with overload protection. Single speed. 2 modes: hammerdrill or drill.

Standard equipment: Chuck key with holder, 360° side handle, depth rod.

Specifications: 7.8-amps (120V, AC only) 650 watts (max output), 0-2,700 RPM no load, 0-46,000 BPM, 4.3 lbs. tool wt., 5.7 lbs. shipping wt.

REGULAR PRICE \$194
SPECIAL PRICE \$104

DWD520



1/2" VSR Hammerdrill DWD520

Powerful 10.0-amp motor. 2 modes: hammerdrill or drill.

Standard equipment: Chuck key with holder, 360° side handle, depth rod.

Specifications: 10.0-amps (120V, AC only), 980 watts (max output), 0-1,200 or 0-3,500 RPM no load, 0-56,000 BPM, 6.0 lbs. tool wt., 11 lbs shipping wt.

REGULAR PRICE \$260
SPECIAL PRICE \$139
With carrying case (DWD520K) Add \$10



1/2" VSR Hammerdrill DW505

Powerful 7.8-amp for greater durability. 2 modes: hammerdrill or drill.

Standard equipment: Chuck key with holder, multi-position side handle, depth rod.

Specifications: 7.8-amps (120V, AC only) 650 watts (max output), 0-1,100 or 0-2,700 RPM no load, 0-19,000 or 0-46,000 BPM, 4.8 lbs. tool wt., shipping wt. 6.5 lbs., kit 9.5 lbs.

REGULAR PRICE \$239
SPECIAL PRICE \$141
6+ MIX OR MATCH \$133
WITH CASE (DW505K) ADD \$10



1" SDS VSR Rotary Hammer D25313K

Compact 11.5" design for tight spaces. Three modes: drill, chipping, or rotary hammer. 2.8 joules impact energy. Compatible with HEPA Dust Extraction System (D25300DH \$199) for increased level of dust collection.

Standard equipment: 360° side handle, depth rod, carrying case.

Specifications: 8.0-amps (120V, AC only), 0-1,150 RPM no-load speed VSR, 0-4,300 BPM no load, 6.5 lbs. tool wt., 12 lbs. shipping wt.

REGULAR PRICE \$484
SPECIAL PRICE \$261
6+ MIX OR MATCH \$245



3/4" SDS VSR Rotary Hammer D25052K

Designed for fast drilling in holes under 1/2". Two modes: drill or rotary hammer. 1.9 joules impact energy. SHOCKS-Active Vibration Control® reduces vibration.

Standard equipment: 360° side handle, depth rod, carrying case.

Specifications: 6.0-amps (120V, AC only), 0-2,200 RPM no-load speed VSR, 0-6,200 BPM no load, 5.5 lbs. tool wt., 9.0 lbs. shipping wt.

REGULAR PRICE \$350
SPECIAL PRICE \$186
6+ MIX OR MATCH \$175



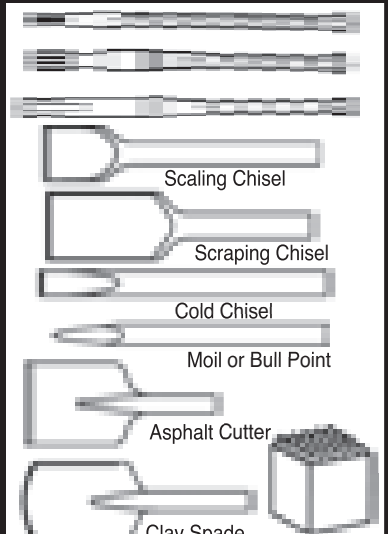
1" SDS VSR Rotary Hammer D25323K, D25324K

SHOCKS-Active Vibration Control® reduces vibration up to 50%. 2.8 joules impact energy. Three modes: drill (D25323K with DW5351 adapter), chipping or rotary hammer. D25324K has quick-change keyless chuck for drilling. Compatible with HEPA Dust Extraction System (D25300DH \$199) for increased level of dust collection.

Standard equipment: 360° side handle, depth rod, carrying case.

Specifications: 8.0-amps (120V, AC only), 0-1,150 RPM no-load speed VSR, 0-4,300 BPM no load, 7.8 lbs. tool wt., 13 lbs. shipping wt.

	D25323K	D25324K
REGULAR PRICE	\$539	\$579
SPECIAL PRICE	\$291	\$313
6+ MIX OR MATCH	\$274	\$295



See pg 93 for Hammer Drill accessories



D25413
1/8" SDS VSR Combination Rotary Hammer
D25413K or D25416K

Three modes: drilling, chipping or rotary hammer. 4.2 joules impact energy. SHOCKS Active Vibration Control® reduces vibration. D25416K has E-Clutch® system which reduces reactionary torque in bind-up situations. 2-year free service warranty contract.

Standard equipment: 360° side handle, depth rod, carrying case.

Specifications: 9.0-amps (120V, AC only), 0-820 RPM no-load speed VSR, 0-4,700 BPM no load, 9.2 lbs. tool wt., 15.0 lbs. shipping wt.

	D25413K	D25416K
REGULAR PRICE	\$698	\$880
SPECIAL PRICE	\$369	\$469
6+ MIX OR MATCH	\$349	\$439



1 3/4" Spline Rotary Hammer Kit
D25651K

Electronic variable speed allows control during drilling and chipping. Complete Torque Control CTC® provides maximum control in bind-up situations. SHOCKS Active Vibration Control® reduces vibration. 2-year free service warranty contract.

Standard equipment: 360° side handle, carrying case.

Specifications: 13.5-amps (120V, AC only), 210-415 RPM no load speed, 1,430-2,840 BPM loaded, 8 joules impact energy, 15.5 lbs. tool wt., 24.4 lbs. shipping wt.

REGULAR PRICE	\$1,216
SPECIAL PRICE	\$609
6+ MIX OR MATCH	\$572



1 5/16" SDS Max Rotary Hammer Kit
D25501K

8.0 joules impact energy provides fast drilling of concrete and powerful chipping. Factory-set clutch reduces sudden, high torque reactions if bit jams.

Standard equipment: Lock-on switch, 360° side handle, depth rod, carrying case.

Specifications: 12.0-amps (120V, AC only), 490 RPM no load speed, 3,300 BPM loaded, 8.0 joules impact energy, 13.6 lbs. tool wt., 22.6 lbs. shipping wt.

REGULAR PRICE	\$1,057
SPECIAL PRICE	\$429
6+ MIX OR MATCH	\$399



1 9/16" Spline Rotary Hammer Kit
D25553K

8.0 joules impact energy provides fast drilling of concrete and powerful chipping. Factory-set clutch reduces sudden, high torque reactions if bit jams. Bit-LOCK feature allows leveraging jammed bits from hole.

Standard equipment: 360° side handle, carrying case.

Specifications: 12.0-amps (120V, AC only), 490 RPM no load speed, 3,300 BPM loaded, 8.0 joules impact energy, 14 lbs. tool wt., 23 lbs. shipping wt.

REGULAR PRICE	\$1,057
SPECIAL PRICE	\$429
6+ MIX OR MATCH	\$399



Demolition Hammer Kit
D25831K/D25851K

8.0 joules impact energy. 7 settings for variable impact control. SHOCKS Active Vibration Control® reduces vibration. Available in SDS Max (D25831K) or Spline drive (D25851K). 2-year free service warranty contract.

Standard equipment: Side handle, bit grease, carrying case.

Specifications: 13.5-amps (120V, AC only), 1,430-2,840 BPM loaded, 8.0 joules, impact energy, 14 lbs. tool wt., 27 lbs. shipping wt.

REGULAR PRICE	\$1,152
SPECIAL PRICE	\$577
6+ MIX OR MATCH	\$542



1 3/4" SDS Max Rotary Hammer
D25601K or D25603K

8 joules impact energy. SHOCKS Active Vibration Control® reduces vibration. D25603K has 2-stage clutch/E-Clutch® System which reduces reactionary torque in bind-up situations. 2-year free service warranty contract.

Standard equipment: Lock-on switch, 360° side handle, carrying case.

Specifications: 13.5-amps (120V, AC only), 210-415 RPM no load speed, 1,430-2,840 BPM loaded, 15.1 lbs. tool wt., 24 lbs. shipping wt.

	D25601K	D25603K
REGULAR PRICE	\$984	\$1,184
SPECIAL PRICE	\$523	\$629
6+ MIX OR MATCH	\$492	\$592



2" SDS Max Combination Hammer
D25761K or D25763K

15.5 joules impact energy. SHOCKS Active Vibration Control® reduces vibration. D25763K has 2-stage clutch/E-Clutch® System which reduces reactionary torque in bind-up situations. 2-year free service warranty contract.

Standard equipment: Lock-on switch, 360° side handle, carrying case.

Specifications: 15.0-amps (120V, AC only), 125-250 RPM no load speed, 1,150-2,304 BPM loaded, 19.1 lbs. tool wt., 32.6 lbs. shipping wt.

	D25761K	D25763K
REGULAR PRICE	\$1,720	\$1,958
SPECIAL PRICE	\$915	\$1,039
6+ MIX OR MATCH	\$859	\$979



1 7/8" SDS Max Combination Hammer
D25721K or D25723K

11.0 joules of impact energy. SHOCKS Active Vibration Control® reduces vibration. D25723K has 2-stage clutch/E-Clutch® System which reduces reactionary torque in bind-up situations. 2-year free service warranty contract.

Standard equipment: Lock-on switch, 360° side handle, carrying case.

Specifications: 13.5-amps (120V, AC only), 137-275 RPM no load speed, 1,260-2,520 BPM loaded, 17.5 lbs. tool wt., 27.5 lbs. shipping wt.

	D25721K	D25723K
REGULAR PRICE	\$1,398	\$1,638
SPECIAL PRICE	\$743	\$871
6+ MIX OR MATCH	\$699	\$819



Pavement Breaker w/Hammer Truck & Steel
D25980K

52.0 joules impact energy provides maximum performance. Active Vibration Control reduces user fatigue. Hammer Truck provides easy mobility. 2-year free service warranty contract.

Standard equipment: Hammer truck with flat foot and pegged foot plate, one bull point chisel, 1" cold chisel, 3" wide chisel, two year free service contract.

Specifications: 15.0-amps (120V, AC only), 900 BPM loaded speed, 52.0 joules impact energy, 68.3 lbs. tool wt.

REGULAR PRICE	\$3,197
SPECIAL PRICE	\$1,499



Demolition Hammer Kit
D25960K

35.0 joules of impact energy. SHOCKS Active Vibration Control® reduces vibration. 2-year free service warranty contract.

Standard equipment: 1 1/2" bull point chisel, wheeled kit box.

Specifications: 15.0-amps (120V, AC only), 1,600 max watts out, 1,460 BPM loaded, 35.0 joules impact energy, 40.5 lbs. tool wt., 67.2 lbs. shipping wt.

REGULAR PRICE	\$2,046
SPECIAL PRICE	\$999



SDS Max Demolition Hammer
D25891K

15.5 joules impact energy. Shocks Active Vibration Control reduces vibration by up to 70%. 8 setting Variable Impact Control Dial to adjust for application. 2-year free service warranty contract.

Standard equipment: Lock-on switch, 360° side handle, carrying case.

Specifications: 15.0-amps (120V, AC only), 1,152-2,304 BPM loaded speed, 15.5 joules impact energy, 19 lbs. tool wt., 31 lbs. shipping wt.

REGULAR PRICE	\$1,444
SPECIAL PRICE	\$679



SDS Max Demolition Hammer Kit
D25901K

17.9 joules impact energy. 19 settings for variable impact control. One step chisel rotation (12 positions). SHOCKS Active Vibration Control® reduces vibration. 2-year free service warranty contract.

Standard equipment: Variable position side handle, on/off rocker switch, kit box.

Specifications: 14.0-amps (120V, AC only), 750 max watts out, 1,020-2,040 BPM loaded, 17.9 joules impact energy, 21.6 lbs. tool wt., 36.5 lbs. shipping wt.

REGULAR PRICE	\$1,608
SPECIAL PRICE	\$795



7 1/4" Circular Saw DWE575

Lightweight 8.8 lbs. 57° bevel capacity, with stops at 45° and 22.5°. 2 3/8" depth of cut capacity at 90°. Integrated dust blower. No electric brake or rear pivot.

Standard equipment: 18-tooth carbide blade, blade wrench.

Specifications: 15.0-amps (120V, AC only), 5,200 RPM no-load, max output 1,950 watts, 5/8" arbor, tool wt. 8.8 lbs., shipping wt. 12.4 lbs.

REGULAR PRICE \$226
SPECIAL PRICE \$127
6+ MIX OR MATCH \$119



7 1/4" Circular Saw DWE575SB

Lightweight 8.8 lbs. Electric brake. 57° bevel capacity, with stops at 45° and 22.5°. 2 3/8" depth of cut capacity at 90°. Integrated dust blower. No rear pivot.

Standard equipment: 18-tooth carbide blade, blade wrench, carrying bag.

Specifications: 15.0-amps (120V, AC only), 5,200 RPM no-load, max output 1,950 watts, 5/8" arbor, tool wt. 8.8 lbs., shipping wt. 12.4 lbs.

REGULAR PRICE \$237
SPECIAL PRICE \$149
6+ MIX OR MATCH \$139



7 1/4" Circular Saw DW364

Extraordinary 2,075 max. watts-out. Rear pivot depth adj. system, 2 sec. electric brake and 50° bevel cut.

Standard equipment: 24-tooth carbide blade and blade wrench.

Specifications: 15-amps (120V, AC/DC), 5,800 RPM no-load speed, 5/8" or diamond arbor, tool wt. 12.3 lbs., shipping wt. 15.4 lbs.

REGULAR PRICE \$349
SPECIAL PRICE \$186
6+ MIX OR MATCH \$175
PLUS CASE (DW364K) ADD \$10
8 1/4" CIRC SAW (DW384) ADD \$30



7 1/4" Worm Drive Circular Saw DWS535

53° bevel capacity. Bevel stops at 22.5° and 45°.

Standard equipment: 24T carbide blade, blade wrench, and saw hook.

Specifications: 15-amps (120V, AC only), 4,800 RPM no-load speed, 3/4" or diamond arbor, 13.8 lbs. tool wt., shipping wt. 18.1 lbs. tool wt.

REGULAR PRICE \$388
SPECIAL PRICE \$189
6+ MIX OR MATCH \$179



SLASHER Steel Cutting Blades

This blade provides the following benefits: 1) faster cutting 2) practically spark free cuts 3) no burr on edges 4) less noise 5) fewer blade changes 6) no dust clouds 7) cool cutting 8) less cost per cut.

Use on 7 1/4" circular saw with 5/8" or diamond knockout. Max RPM is 5,800 RPM.

P/N	CUTTING APPLICATION	1-4	5+
7 1/4 SP38	1/8" to 1/4"	\$49	\$45
7 1/4 SP48	24 Ga. to 1/8"	49	45
7 1/4 SP70	29 Ga. to 26 Ga.	64	58

See page 44 for more blades.



Deep Cut Variable Speed Band Saw, DWM120

FREE 3 Pak 18 TPI 44 1/2" blade (DW3983) with every tool purchased. LED sight light. Blade tracking adjustment increases blade life by providing better blade tracking. Multi position front handle.

Standard equipment: hang hook, one 44 1/2" x 1/2" x .020" blade, hex wrench.

Specifications: 10-amps (120V, AC only) variable speed 100-350 SFPM, cutting capacity is 5" for round or rectangular, 15 lbs. tool wt., shipping wt. 18.5 lbs.

REGULAR PRICE \$560
SPECIAL PRICE \$315
DWM120K (with case) Add \$10



Reciprocating Saw DWE357

Compact design at only 14.5" in length. Variable speed. Keyless, 4 position blade clamp. Fixed/pivoting shoe provides leverage for different applications. Includes kit bag.

Specifications: 10.0-amps (120V, AC only), 0-2,800 SPM, 1 1/2" stroke length, tool wt. 6.8 lbs., shipping wt. 9.5 lbs.

REGULAR PRICE \$219
SPECIAL PRICE \$125
6+ MIX OR MATCH \$119



DW317

Jig Saw Kits DW317K or DW331K

Both saws have 4-position orbital action, 1" stroke length, keyless blade clamp, shoe bevels 0 to 45°. DW331K has detent stops at 0°, 15°, 30° and 45°, integrated dust blower, flush cutting blade system, and includes 3 blades and carrying case. DW317K includes one blade and carrying case.

Specifications: DW317K: 5.5-amps (120V, AC only), 0-3,100 SPM VS, tool wt. 6.2 lbs. DW331K: 6.5-amps (120V, AC only), 500-3,100 SPM VS, tool wt. 6.4 lbs.

DW317K \$99 DW331K \$149



Orbital Sawzall No. 6919-31

Quick-Lok blade system. Counter balance mechanism, gear protecting clutch. Strictly limited to stock on hand.

Standard equipment: Carrying case.

Specifications: 12.0-amps (120V, AC only) 0-3,000 SPM, 1 1/2" stroke length, 7.1 lbs. tool wt., 11.9 lbs. shipping wt.

REGULAR PRICE \$240.00
SPECIAL PRICE \$108.50
6+ MIX OR MATCH \$101.95



Reciprocating Saw DWE304

Variable speed. Lever action keyless 4-position blade clamp. No case.

Specifications: 10.0-amps (120V, AC only), 0-2,800 SPM, 1 1/2" stroke length, tool wt. 7.0 lbs., shipping wt. 7.5 lbs.

REGULAR PRICE \$177
SPECIAL PRICE \$94
6+ MIX OR MATCH \$89
While supply lasts (DW304PK) \$89



Reciprocating Saw DWE305

Variable speed. Lever action keyless 4-position blade clamp. Anti-slip comfort grip. No case.

Specifications: 12.0-amps (120V, AC only), 0-2,900 SPM, 1 1/2" stroke length, tool wt. 7.0 lbs., shipping wt. 7.5 lbs.

REGULAR PRICE \$197
SPECIAL PRICE \$104
6+ MIX OR MATCH \$99



DW310

FREE BLADES

Reciprocating Saw Kits DW310K & DW311K

FREE 5 Pak 6" 2X™ 14/18 TPI recip metal cutting blades (DWA4186) with every tool purchased! Keyless blade clamp and keyless adjustable shoe. DW311 has variable speed control dial for added control and orbital action for fast cutting wood applications.

Standard equipment: Metal cutting blade, carrying case.

Specifications: 12-amps (DW310) 13-amps (DW311) (120V, AC only), 0-2,700 SPM, 1 1/2" stroke length, tool wt. 8 lbs., shipping wt. 13 lbs.

	DW310K	DW311K
REGULAR PRICE	\$269	\$315
SPECIAL PRICE	\$142	\$167
6+ MIX OR MATCH	\$134	\$157

SAW BLADES; CIRCULAR & PORTABLE BAND SAW



MARATHON® circular saw blades feature a thin kerf with reinforced shoulder for faster cuts. The plate is fully hardened with heat reducing vents for added durability. (BQ)



PART #	SIZE	# TEETH	1-24 PRICE	25+ PRICE
24028	7 1/4"	18	\$ 11.70	\$ 10.55
24030	7 1/4"	24	5.60	4.99*
24031	7 1/4"	40	27.60	23.25
14050	8 1/4"	24	22.10	19.65
14053	8 1/4"	40	33.80	30.45

WHILE SUPPLIES LAST



CARBIDE BLADES STANDARD QUALITY

2 varieties of standard quality carbide tipped blades are stocked. Both have universal arbors.

PART #	SIZE	# TEETH	1-24 PRICE	25+ PRICE
4524	7 1/4"	24	\$3.95/e	\$3.50/e
4740	7 1/4"	40	10.35/e	9.40/e



MITER SAW BLADE

MARATHON® miter saw blades have a thin kerf and construction micrograin carbide teeth. The fully hardened plate is balanced and precision tensioned for an accurate cut. Alternate top bevel ground teeth ensure an easy cross-cut, trim or cutoff.

PART #	SIZE x ARBOR x TEETH	1-2 PRICE	3+ PRICE
14076	10" x 5/8" x 80	\$78.70/e	\$65.60/e
14082	12" x 1" x 72	85.65/e	75.15/e



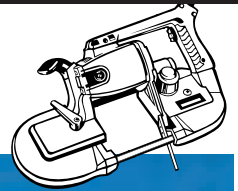
TABLE SAW AND RESCUE BLADES

A) Table saw blades. Thin kerf carbide teeth on a balanced, hardened plate cut accurately. 5/8" arbor.
B) Rescue blades. Emergency, rescue or rehabilitation work is easier with blades designed for rough cutting in nail embedded wood. 1" arbor.

TYPE	PART #	SIZE/TEETH	1-2 PRICE	3+ PRICE
A	24233	10"/24T	\$35.30/e	\$30.40/e
A	24070	10"/40T	38.80/e	33.90/e
B	70116	12"/24T	67.85/e	53.95/e
B	70120	14"/24T	84.30/e	73.80/e



BAND SAW BLADES




SAWING IS BELIEVING. We can prove that Lenox portable bandsaw blades are the best and so can you. Try a pack of five – if you are not completely satisfied with the blades superior performance then the pack will be free!

Bi-Metal. Electronic weld. 44 7/8". 6 tooth configurations to choose from: 14, 18 and 24 or 10/14, 14/18 and 20/24 variable pitch. Note: The 20/24 is M.K. Morse not Lenox.

DESCRIPTION	PRICE	100+ PRICE
44 7/8" Blade. Any tooth configuration, 5 per pack	\$6.95/e	\$6.40/e
Same as above, but bulk, 25 per box	\$6.60/e	\$6.05/e



NIBBLERS



PIC.	MFG.	FITS	DESCRIPTION	PART #	PRICE	PIC.	MFG.	FITS	DESCRIP.	PART #	PRICE	PIC.	MFG.	FITS	DESCRIP.	PART #	PRICE
DW	DeWalt	896	Punch & Die Set	826	\$73.95	BH3	Bosch	1530	4 Position Fixed Die	904	\$70.70	MK1	Makita	1600	Punch	005	\$54.95
BH1	Bosch	1529	360° Swivel Die	021	76.85	BH3	Bosch	1530	Punch	013	20.50	MK2	Makita	1601	Die	051	31.00
BH1	Bosch	1529	4 Position Fixed Die	903	70.70	FN1	Fein	636-2	Die	A9-11	99.95	MK2	Makita	1601	Punch	067	49.40
BH1	Bosch	1529	Punch	022	24.65	FN1	Fein	636-2	Punch	Z40-1	15.95	MK4	Makita	1601	Die Holder	701	128.00
BH2	Bosch	1529B	Die 20 Ga. & Thinner	035	37.85	FN2	Fein	1.3CS	Die	009	99.95	ME	Milw.	6890	Die	0270	59.85
BH2	Bosch	1529B	Die 18-20 Gauge	028	37.85	FN2	Fein	1.3CS	Punch	000	15.95	ME	Milw.	6890	Punch	0260	21.40
BH2	Bosch	1529B	Punch	027	19.35	HP	Hitachi	CN16	Die	039	33.50	TF	Trumpf	N160E	Die 20 Ga. & Thinner	611	37.85
BH4	Bosch	1529B	Die Holder (only)	715	86.50	HP	Hitachi	CN16	Punch	030	13.85	TF	Trumpf	N160E	Die 16-20 Gauge	714	37.85
BH4	Bosch	1529B	Die Holder Assy.	034	132.00	HP4	Hitachi	CN16	Die Holder (not pict)	038	128.00	TF	Trumpf	N160E	Punch	676	19.35
						MK1	Makita	1600	Die	004	116.00	TF4	Trumpf	N160E	Die Holder	715	86.50




18 Gauge Nibbler, No. BLK 1.3CS

The fastest, most maneuverable and well balanced nibbler in the industry. It replaces the ever-popular Fein RSS 636-2. The BLK 1.3CS is the finest nibbler available to cut flat or corrugated sheet metal up to 18 gauge thick. Cutting speed is a snappy 7.5 ft/minute. Rotating punch system increases punch life by 30%. Eight die locations allow cutting direction to be adjusted in 45° increments without tools. No tools needed to change punch or die. No set screw on die, instead unscrew by hand the collar around the die.

Specifications: 2.8-amps (120V, AC only), 0-1,800 VS SPM, input watts is 350 watts, smallest radius 3/8", plunge diameter start hole 3/8", cutting capacity: 18 ga. mild steel, 28 ga. S/S, 14 ga. alum., 3/8" plastics, 3.85 lbs. tool wt.

REGULAR PRICE \$824
SPECIAL PRICE \$659



18 Gauge Nibbler No. ABLK 1.3E

Cut flat, corrugated or trapezoidal sheet metal. Rotating punch for longer life. Cutting direction can be changed in 45° increments up to 360°. More than 1,000 charges per battery.

Standard equipment: Case, rapid charger and 2 Li-ion batteries. 000 punch, 009 die.

Specifications: 14.4V 3-amp hour battery, variable speed, 6.2 ft/min. cutting speed, cutting width 3/8", radius of smallest curve (inside/outside) 3/8" / 13/16", tool weight with battery 4.6 lbs.

REGULAR PRICE \$923
SPECIAL PRICE \$729




16 Gauge Nibbler No. CN16SA

Three position indexing die holder for quick and easy direction changes. Most suitable for cutting corrugated and trapezoidal sheets.

Standard equipment: Wrench.

Specifications: 3.5-amps (120V, AC only), 2,300 SPM no-load, minimum cutting radius 1 3/16", 5.2 ft./min. cutting speed in 18 ga. cold rolled steel, 3.5 lbs. tool wt.

REGULAR PRICE \$668
SPECIAL PRICE \$349
6+ MIX OR MATCH \$328



BOSCH 18 Gauge Nibbler No. 1529B

Standard equipment: 18-20 gauge die (#028), punch (#027) and die for 20 gauge and thinner (035).

Specifications: 3.2-amp (120V, AC only), 2,500 SPM no-load, smallest cutting radius is 1 1/8", 18 ga. mild steel, 14 ga. most aluminum, 24 ga. some stainless, 3.9 lbs. tool wt.

REGULAR PRICE \$694
SPECIAL PRICE \$425
6+ MIX OR MATCH \$399



1530 Corrugated Nibbler 14 Gauge No. 1530 BOSCH

Cutting capacity is 14 ga. mild steel, 12 ga. most aluminum and 20 ga. some stainless steel.

Specifications: 4.6-amps (115V, AC only), minimum cutting radius is 1 3/8", 4.5 lbs. tool wt.

REGULAR PRICE \$856
SPECIAL PRICE \$529
6+ MIX OR MATCH \$497



16 Gauge Nibbler No. 6890

AC/DC paddle switch. Cutter can be set in 8-positions.

Specifications: 3.8-amps (120V, AC/DC), 1,900 SPM, 1 3/8" smallest cutting radius, cutting capacity: 16 ga. steel, 18 ga. stainless, 4.8 lbs. tool wt., 6.2 lbs. shipping wt.

REGULAR PRICE \$1,000
SPECIAL PRICE \$599
6+ MIX OR MATCH \$563



16 Gauge Nibbler DW896

Rotating head allows changing cutting directions as desired. Round punch allows 360° pivot while cutting. Easy to change punch and die.

Specifications: 3.0-amps (120V, AC/DC), out watts 385, 2100 SPM no-load speed, 4 1/2 lbs., 5 1/2 lbs. shipping weight.

REGULAR PRICE \$612
SPECIAL PRICE \$407
6+ MIX OR MATCH \$383
DW897 (6.5-amps) Add \$195



AND



SHEARS



18 Gauge Shear No. KD-400

Cut straight or contour lines at 180" per minute. NOT for use on corrugated materials.

Standard equipment: 5.0-amps (120V, AC only), 0-2,500 SPM, 5/8" minimum cutting radius, cutting capacities: 18 ga. mild steel, 20 ga. stainless and 3/8" in plastic or formica, 4.15 lbs. tool wt, 4.65 lbs. shipping wt.

No. 102 Blade Kit.....\$53.95 or 6+ \$49.70
Kett No. 1020 Nibbler Attachment \$172.00

REGULAR PRICE \$255.00
SPECIAL PRICE \$183.25
6+ MIX OR MATCH \$172.75
Plus Case (KTK100) Add \$23



16 Gauge Shear No. KD-442

Specifications: 5.0-amps (120V, AC only), 0-2,500 SPM, cuts at 150" per minute, cutting capacities: 16 gauge mild steel and 18 gauge stainless, 4.45 lbs. tool wt, 5.0 lbs. shipping wt.

Replacement Blade Kit #106 ..\$58.85 or 6+ \$53.65

REGULAR PRICE \$300.00
SPECIAL PRICE \$237.75
6+ MIX OR MATCH \$223.60
Plus Case (KTK342) Add \$24



18V 18 Gauge Shear DC490KA

Head swivels 360° for cutting convenience. Cuts 3/8" strip which continuously curls out of cutting area. 18-28 gauge capacity.

Standard equipment: Two "XRP" Ni-Cad 2.4 A-H 18V batteries (DC9096), 1-hour charger (DW9116), blade wrench, carrying case.

Specifications: 0-2,300 SPM, cuts 125"/charge of 18 ga. steel, tool wt. 6.1 lbs., shipping wt. 15.5 lbs.

REGULAR PRICE \$714
SPECIAL PRICE \$378
6+ MIX OR MATCH \$355

REPLACEMENT BLADE SET CONTAINS ALL THREE BLADES AND A SPACER BUSHING
1-5 \$53.95 6+ \$49.70



14 Gauge Power Shears No. KD-440

Cuts at over 150" per minute.

Specifications: 5.0-amps (120V, AC only), 0-2,500 SPM, 5/8" minimum cutting radius, cutting capacities: 14 gauge mild steel and 16 gauge stainless, 5.1 lbs. tool wt, 5.75 lbs. shipping wt.

No. 106 Blade Kit.....\$58.85 or 6+ \$53.65

REGULAR PRICE \$300.00
SPECIAL PRICE \$237.75
6+ MIX OR MATCH \$223.60
Plus Case (KTK340) Add \$24



Replacement Blades

Keep your Kett shears operating as efficiently as possible by replacing worn blades with their original equipment manufacturers replacement blades. Our most popular shear, the KD-200, requires the #102 Kit. The #102 Kit contains 3 blades (right, left and center) and a spacer bushing. Kett's #106 Kit is for heavier gauge cutting (up to 14 gauge) and contains 3 blades but no bushing.

PART #	FITS TOOLS	1-5 PRICE	6+ ANY MIX
102	KETT KD-200, KD-400, DW890, DW940, DW941, B&D 3207, MILW 6850, 6852, P.C. 7602, MAK BUS130	\$53.95	\$49.70
106	KETT KD-442, KD-440, KD-242, K242, K442, KE440, E140, DW891, B&D 3208	58.85	53.65



Scissor Shears No. KD-480

Large "Rabbit Ear" blades funnel thick, soft materials into the scissor's jaws for a clean, flowing cut, variable speed.

Ideal for cutting pliables such as; vinyl, woven woods, chipboard, foam rubber and linoleum.

Bottom blade is stationary.

Specifications: 5.0-amps (120V, AC only), 0-2,500 max. RPM, 4.2 lbs. tool wt, 4.7 lbs. shipping wt.

REGULAR PRICE \$290.00
SPECIAL PRICE \$219.40
6+ MIX OR MATCH \$206.80



16 Gauge Shear No. 1500C

Steel deflector for hand protection. The top cutter blade and the bottom cutter blade are the exact same blade. Order these cutter blades (#243) individually at \$36.50 per blade (note: priced per blade not set). Cutter blade is square. Rotate cutter blade 90° to utilize all 4 cutting edges.

Standard equipment: Feeler gauge and wrench.

Specifications: 4.2-amps (120V, AC only), 5,000 SPM no-load, 7/8" min. cutting radius, 4.6 lbs. tool wt.

REGULAR PRICE \$613
SPECIAL PRICE \$349
6+ MIX OR MATCH \$329




18 Gauge Shear No. 6852-2

Cut straight or contour lines in up to 18 ga. flat metal. NOT for use on corrugated metal.

Specifications: 6.8-amps (120V, AC only), 0-2,500 SPM, 4.1 lbs. tool wt, 5.12 lbs. shipping wt.

REGULAR PRICE \$294.00
SPECIAL PRICE \$189.95
6+ MIX OR MATCH \$178.75

REPLACEMENT BLADE SET CONTAINS ALL THREE BLADES AND A SPACER BUSHING
1-5 \$53.95 6+ \$49.70



16 Gauge Shear No. C-160-2

Cutting possible both towards the right and left. For non-thru cuts, order this tool with the integrated chip clipper to cut off the chip clean and flush to the surface of the material, order as a "Plus" and add \$60 to the price below. Four center blades are available. 1) #143463 is standard equip.-has 3 1/2" min. cutting radius for .040" to .063" thick steel. 2) #143434 is an optional center blade that allows 1 1/2" min. cutting radius up to .040" thick steel. 3) #934055 is an optional center blade that cuts spiral duct up to .100" thick or .048" stainless with a 6 1/2" min. cutting radius. 4) 143432 is an optional center blade that makes straight cuts up to .040" thick.

Standard equipment: 1 straight cutter, 1 pair of reversible fixed cutters, allen key.

Specifications: 3.5-amps (120V, AC only), nominal load stroke rate 3,800 SPM, 19 to 30 FT/min. 3.1 lbs. tool wt.

REGULAR PRICE \$800
SPECIAL PRICE \$620



16 Gauge 12V Cordless Shear No. C-160-2 AKKU

Standard equipment: Two 12V batteries, 30 minute charger, straight cutter, pair of reversible fixed cutters, allen key.

Specifications: Nominal load stroke rate 3,800 SPM, 19 to 30 FT/min. 3.1 lbs. tool wt.

REGULAR PRICE \$1,350
SPECIAL PRICE \$1,050



16 Gauge Shear No. S 160-6

Compact, fast and easy to use. This well balanced machine provides the best performance-to-cost ratio of any 16 gauge shear on the market. Fast; cuts 24 to 30 ft./min.

Standard equipment: Two allen wrenches, carrying case.

Specifications: 3.1-amps (120V, AC only), cutting speed 24 to 30 ft./min., nominal load stroke rate 6,400 SPM, smallest cutting radius .60", 4.0 lbs. tool wt.

REGULAR PRICE \$780
SPECIAL PRICE \$610



& SLUGGER METAL WORKING TOOLS



**6" Sandwich Panel Cutter
No. TPC 165**

Makes up to 6 1/2" thick cuts thru sandwich panels. Snappy 9.8 ft/min cutting speed. Safe, clean and quick. Can cut up to two 20 gauge panels sandwiching 6" of rigid insulation.

Standard equipment: Combination key, oil, carrying case.

Specifications: 120V AC only, 9.8 ft/min cutting speed, 1,400 watts, minimum sized opening of a plunged cut-out is 13.5"x13.5", 21.2 lbs tool wt, 25 lbs shipping wt.

SPECIAL PRICE

\$3,595
EXTRA CHAINS (#TFCHAIN) \$375

TRUMPF



**Pittsburgh Seam Locker
F 301-2**

This tool is loved by HVAC contractors. It provides a quick, easy, whisper quiet alternative to close a pittsburgh lock for air ducts, downspouts and radius trim. Automatic feed control.

NOTE: A lip of 5/16" or 3/8" is ideal for the seam that you need to close - but a 1/4" lip is the minimum amount of material necessary to allow the use of this tool.

Standard equipment: Universal oil, plastic case.

Specifications: 4.3-amps (120V, AC only), thickness of steel that tool can bend: min. is .018" (26 gauge) and max is .042" (19 gauge), resulting flange height: .250" if steel is .018 to .030" or .433" if steel is .031" to .042". Working speed is 13 to 20 ft./min. on curved elbow ducts the smallest workable radius is: 6" inner and 12" outer, 12 lbs. tool wt.

SPECIAL PRICE

\$2,175



**2" 2-Speed Magnetic Drill Press
DWE1622K**



10-amp motor with overload protection. Quick Change Chuck system allows tool free change between 3/8" Weldon Shank and 1/2" keyed chuck. Handle and coolant bottle can be placed on either side of tool.

Standard equipment: Magnetic coolant tank, safety chain, adjustment tools, kit box.

Specifications: 10-amp motor (120V, AC only), 300 or 450 RPM no-load speed, 1/2" twist bit or 2" annular cutter capacity. 4 3/4" length of travel. 33 lbs tool wt.

**REGULAR PRICE \$1,560
SPECIAL PRICE \$699**



JHM USA5




JHM USA101



JHM MAG FORCE



HOLEMAKER II



SLUGGER CUTTER

SLUGGER CUTTER KIT

SLUGGER CUTTERS & MAG PRESSES

Jancy's Slugger high speed cutters cut only the material necessary to produce a quality hole and pop the rest out as a slug - due to the spring loaded pilot. Compared to using a drill bit, the Sluggers cut less material since you do not twist drill the dead-center area.

The many benefits of this cutting method include: less drill time, less fatigue, clean burr free round holes, fewer and more manageable chips. Also, a substantial reduction in chip load per tooth is created, allowing Slugger cutters a high rate of penetration while improving hole quality and tool life.

Most styles of Slugger cutters are designed to be used with a mag press. They provide cutting diameters of 7/16" to 3" and cutting depths of 1", 2", 3", 4" or 6". Another style of Slugger cutters can be used on a standard 3/8" or 1/2" drill. This style provides 1/4" depth of cut and has 57 different diameters from 5/16" to 3". Kit #SMS000 operates on a 3/8" or 1/2" drill and contains 7 of this styles most popular cutters (5/16" thru 3/4" shown on page 45).

When using a Jancy Mag press, the steel that the mag press is in contact with must be at least 3/8" thick to allow the tool to properly function.

SLUGGER CUTTERS

DIMENSIONS	1-4	ANY MIX 5-9	ANY MIX 10-24	ANY MIX 25+
9/16 X 1"	\$35.00	\$33.25	\$31.50	\$29.90
9/16 X 2"	46.00	43.70	41.40	39.35
1 1/16 X 1"	38.00	36.10	34.20	32.50
1 1/16 X 2"	55.00	52.25	49.50	47.00
1 3/16 X 1"	43.00	40.85	38.70	36.75
1 3/16 X 2"	64.00	60.80	57.60	54.70
70191 5-pc Cutter kit (5/16" thru 1 1/16")	189.00	-	-	-

MAG PRESSES

MODEL #	P/N	AMPS	RPM	HOLE CAPACITY DIA.	DEPTH	OILER	MAGNETIC DEAD-LIFT ON 1" PLATE	TOOL WT. LBS.	PLASTIC CARRYING CASE	PRICE
Holemaker II	561120	11.5	450	1 3/8"	2"	Yes. Internal	1700 lbs.	30	Yes	\$652
MagForce	361120	10.2	450	1 5/8"	2"	Yes. External	2000 lbs.	29	Yes	\$1,120
USA101	261120	11.5	480	1 1/2"	2"	Yes. Internal	2000 lbs.	32	Yes	\$860
USA5	461120	11.7	330/660	2 3/8"	3"	Yes. Internal	2420 lbs.	53	Yes	\$1,402

Keep your worksite clean with a Magbrush wand. Lift up to 2 lbs. of steel chips and pull the plunger over a waste bin to empty. **\$24.50**



ANGLE GRINDERS

DWE4011



**4½" Angle Grinder
DWE4011/DWE4012**

850 max watt motor. DWE4011 has slide switch. DWE4012 has paddle switch with lock-on.

Standard equipment: Two-position side handle, depressed center wheel, One-Touch™ guard, hex wrench.

Specifications: 7.0-amps (DWE4011) 7.5-amps (DWE4012), (120V, AC/DC), 12,000 RPM no-load speed, ⅝"-11 spindle, tool wt. 3.9 lbs., shipping wt. 6.5 lbs.

	DWE4011	DWE4012
Special Price	\$59	\$69

DWE4120



**4½" Angle Grinder
DWE4120/DWE4120N**

1,140 max watt motor. One-Touch™ Guard for easy positioning. Quick-Change™ Wheel Release. Order tool with paddle switch lock-on (DWE4120) or without lock on (DWE4120N).

Standard equipment: Two-position side handle, hex wrench.

Specifications: 9.0-amps (120V, AC/DC); 12,000 RPM no-load speed; ⅝"-11 spindle, tool wt. 3.9 lbs., shipping wt. 6.5 lbs.

REGULAR PRICE \$157
SPECIAL PRICE \$78
6+ MIX OR MATCH \$73



**4½" Angle Grinder
D28112**

Lock-on slide switch for extended use applications. 1,200 max watt motor. Quick change™ Wheel Release. Dust Ejection System™.

Standard equipment: Two-position side handle, spindle lock, keyless adjustable guard, wrench.

Specifications: 10.0-amps (120V, AC/DC), 11,000 RPM no-load speed, ⅝"-11 spindle, tool wt. 4.6 lbs., shipping wt. 6.5 lbs.

REGULAR PRICE \$172.60
SPECIAL PRICE \$89.40
6+ MIX OR MATCH \$83.95

DWE402



**4½" Angle Grinder
DWE402/DWE402N
DWE4222/DWE4222N**

1,400 watt motor. Dust Ejection System™. Paddle switch. DWE4222/N has electronic switch, clutch, soft-start and electric brake. Order tool with lock-on (DWE402 or DWE4222) or without lock-on (DWE402N or DWE4222N).

Standard equipment: Side handle, One-Touch™ adjustable guard, wrench.

Specifications: 11.0-amps (120V, AC/DC); 11,000 RPM no-load speed; ⅝"-11 spindle, tool wt. 4.6 lbs., shipping wt. 6.2 lbs.

	DWE402/N	DWE4222/N
SPECIAL PRICE	\$83.50	\$127.50
6+ MIX OR MATCH	78.50	119.85

D28114



**4½"-5" Angle Grinder
D28131/D28114/D28114N**

1,700 max watt motor. E-Clutch® for durability. Quick-Change™ Wheel Release. Dust Ejection System™. Order slide switch (D28131) or paddle switch with lock on (D28114) or no-lock on paddle switch (D28114N).

Standard equipment: Two-position side handle, 5" tool free adjustable guard, wrench.

Specifications: 13-amps (120V, AC only); 11,000 RPM no-load speed, ⅝"-11 spindle, tool wt 4.6 lbs, shipping wt. 5.8 lbs.

REGULAR PRICE \$276.65
SPECIAL PRICE \$139.25
6+ MIX OR MATCH \$130.90



**4½"-5" Angle Grinder
D28115/D28115N**

1,700 max watt motor. Trigger grip. Order either with (D28115) or without (D28115N) trigger grip lock on. Quick-Change™ Wheel Release. Dust Ejection System™.

Standard equipment: Two-position side handle, 5" keyless adjustable guard, wrench.

Specifications: 13-amps (120V, AC/DC), 9,000 RPM no-load speed, ⅝"-11 spindle, tool wt. 4.8 lbs, shipping wt. 7.8 lbs.

REGULAR PRICE \$265.00
SPECIAL PRICE \$137.25
6+ MIX OR MATCH \$129.00

D28065



**5"-6" Angle Grinder
D28065/D28065N**


1,700 max watt motor. Trigger grip. Order either with (D28065) or without (D28065N) trigger grip lock on. Quick-Change™ Wheel Release. Dust Ejection System™.

Standard equipment: Two-position side handle, 5" and 6" keyless adjustable guard, wrench.

Specifications: 13.0-amps (120V, AC/DC); 9,000 RPM no-load speed, ⅝"-11 spindle, tool wt 4.8 lbs., shipping wt. 7.8 lbs.

REGULAR PRICE \$282.00
SPECIAL PRICE \$150.85
6+ MIX OR MATCH \$141.80

D28144N



**6" Cut-Off/Grinder
D28140/D28144/D28144N**

10 **FREE** 6" slicer blades (Type 1).

1,700 max watt motor. Complete Electronic Control for durability. Innovative invertible retaining hub allows Type 1 or Type 27 blade usage. Order slide switch (D28140) or paddle switch with lock-on (D28144) or paddle switch with no lock-on (D28144N).

Standard equipment: Two-position side handle, quick change wheel release, type 27 and type 1 keyless adjustable guard, wrench.

Specifications: 13-amps (120V, AC only); 9,000 RPM no-load speed, ⅝"-11 spindle, tool wt 4.6 lbs, shipping wt. 7.3 lbs.

REGULAR PRICE \$330.00
SPECIAL PRICE \$129.50
D28140 Add \$40



**7" Angle Grinder
DWE4517**

15-amp motor, 4 HP with overload protection. 8,500 RPM no-load speed. Automatic shutdown when brushes need to be changed. Spindle Lock. Trigger lock-on or off.

Standard equipment: Two-position side handle, 7" guard.

Specifications: 15-amps (120V, AC/DC), no-load speed 8,500 RPM, ⅝"-11 spindle, 12.1 lbs. tool wt., 18.1 lbs. shipping wt.

REGULAR PRICE \$305.00
SPECIAL PRICE \$145.80
6+ MIX OR MATCH \$136.90

DWE4559N



**Large Angle Grinders
9" 6,500 RPM, DWE4559N
7" 8,500 RPM, DWE4557
7"/9" 6,000 RPM, D28499X**

Dust Ejection System™. Spindle lock. Trigger switch. DWE4559N does not have trigger lock-on.

Standard equipment: DWE4559N and DWE4557 have 3-position side handle and a Quick-Change™ Guard. D28499X has 5-position side handle, 7" and 9" guards.

Specifications: 15-amps (120V, AC/DC), no-load speeds listed above, ⅝"-11 spindle. Tool wts.: DWE4559N and DWE4557 12 lbs., D28499X 14.5 lbs.

REGULAR PRICE \$386.00
SPECIAL PRICE \$181.85
6+ MIX OR MATCH \$170.95

DWE4597N





**Large Angle Grinders
7" 8,500 RPM, DWE4597N
9" 6,500 RPM, DWE4599N**

3,650 max watts motor. Dust Ejection System™. Spindle lock. Trigger switch. E-Clutch®, Overload protection.

Standard equipment: 3-position anti-vibration side handle and a Quick-Change™ Guard.

Specifications: 15-amp (120V, AC only), no-load speeds listed above, ⅝"-11 spindle. Tool wts.: DWE4597N 12.3 lbs., DWE4599N 12.8 lbs.

REGULAR PRICE \$481.95
SPECIAL PRICE \$245.65
6+ MIX OR MATCH \$230.90

**6" Cut-Off Machine
No. WE15-150
QUICK**

Slide switch with lock-on. Electronic Speed Stabilization maintains speed, even under load. "S-Automatic Safety Clutch" reduces kick-backs. "Quick System" tool-free disc change. "Soft Start" increases motor life.

Or for dead-man non-locking bottom paddle switch (WEP15-150) add \$10.

Standard equipment: Wheel guard, anti-vibration side handle, inner flange and nut.

Specifications: 13.5-amps (120V, AC only), 9,600 RPM, ⅝"-11 spindle, max torque 34.5 in-lbs., tool wt 5.7 lbs., shipping wt. 6.5 lbs.

REGULAR PRICE \$437.00
SPECIAL PRICE \$232.50
6+ MIX OR MATCH \$218.50

	1-49	50	100+
6" x .040" Type 1 Wheels	\$2.58	\$2.15	\$1.86



8V MAX* Gyro Screwdriver
DCF680N2, DCF681N2

FREE 8V MAX* worklight (DCL023). Motion Activation variable speed. 1/8" hex drive. Adjustable two-position handle-in-line or piston grip. Use for fastening into wood, plastic or light-gauge metal. The "electrician" DCF681N2 also reams 1/2", 3/4" or 1" conduit.

Standard equipment: Two 8V MAX* Li-ion 1.0 A-H batteries (DCB080), 8V MAX* charger (DCB095), bit tip holder, carrying bag.

Specifications: 0-430 RPM VSR no-load speed, 1.1 lbs. tool wt., 3.0 lbs. shipping wt.

DCF680N2 CALL! DCF681N2 \$129



9.6V 3/8" Adjustable Clutch Drill
DC750KA

15 position adjustable clutch. Dual speed. Compact size.

Standard equipment: Two 9.6V 1.3 A-H batteries (DW9062), 1-hour charger, bit, carrying case.

Specifications: 0-300 or 0-1,100 RPM no-load speed VSR, 130 max watts out, 3.4 lbs. tool wt, 8.0 lbs. shipping wt.

REGULAR PRICE \$207
SPECIAL PRICE \$110
6+ MIX OR MATCH \$103




12V Impacting Screwdriver
DC845KA

1/4" hex shank drive. Compact 5 1/2" length.

Standard equipment: Two 12V XRP NiCd 2.4 A-H batteries (DC9071), 1-hour charger, carrying case.

Specifications: 0-2,400 RPM no-load speed, 0-2,700 BPM, max torque 1,150 in-lbs., 3.6 lbs. tool wt., 10 lbs. shipping wt.

REGULAR PRICE \$438
SPECIAL PRICE \$232
6+ MIX OR MATCH \$218



34-Piece Impact Ready Bit Set, DW2153

DeWalt's impact driver accessories are specially designed and engineered to withstand the high torque that DeWalt impact drivers deliver. Rated to 2,000 in/lbs of force, greatly reducing bit breakage and premature wear and tear.

Set includes twelve phillips bits and eight square recess bits (#1, #2 and #3 in various lengths), six slotted bits (#6, #8 and #10 in various lengths), four 1" torx bits (T15, T20, T25, T30), three nut drivers (1/4", 5/16", 3/8"), one magnetic bit tip holder.

SPECIAL PRICE \$24



12V MAX* Pivot Reciprocating Saw
DCS310S1

Variable speed. Adjustable 3-position pivoting handle. Keyless blade clamp. Pivoting shoe. Electric brake. LED worklight.

Standard equipment: One 12V MAX* Li-ion 1.5 A-H battery (DCB120), 40 minute MAX* charger (DCB100), two blades, kit bag.

Specifications: 0-2,700 SPM VS, 3/8" stroke length, 3.1 lbs. tool wt., 5.8 lbs. shipping wt.

REGULAR PRICE \$274
SPECIAL PRICE \$145
6+ MIX OR MATCH \$136



12V MAX* 3/8" Adjustable Clutch Drill
DCD710S2

Single sleeve keyless ratcheting chuck with 15 settings. LED light.

Standard equipment: Two 12V MAX* Li-ion 1.5 A-H batteries (DCB120), 40 minute MAX* charger (DCB100), belt hook, carrying bag.

Specifications: 0-400 or 1,500 RPM no-load speed VSR, 189 max watts out, 2.4 lbs. tool wt., 5.0 lbs. shipping wt.

REGULAR PRICE \$263
SPECIAL PRICE \$139



12V MAX* Impacting Screwdriver
DCF815S2

1/4" hex shank drive. 3 LED lights. Tool length 6 1/4".

Standard equipment: Two 12V MAX* Li-ion 1.5A-H batteries (DCB120), 40 minute MAX* charger (DCB100), belt hook, carrying bag.

Specifications: 0-2,450 RPM no-load speed, 0-3,400 BPM, max torque 950 in-lbs., 2.3 lbs. tool wt., 4.8 lbs. shipping wt.

REGULAR PRICE \$263
SPECIAL PRICE \$139
6+ MIX OR MATCH \$131



12V MAX* Combo Kits

DCK211S2 - Drill & Impact

3/8" Adjustable Clutch Drill (DCD710) with two speed transmission (0-400/0-1500 RPM and 1/2" Impacting Screwdriver (DCF815). Shipping weight 7.8 lbs.

DCK210S2 - Screwdriver & Impact

1/2" Screwdriver (DCF610) 0-1,050 RPM and 1/2" Impacting Screwdriver (DCF815). Shipping weight 7.1 lbs.

Standard equipment: Besides tools, each kit includes two 12V MAX* Li-ion 1.5 A-H batteries (DCB120), 40 minute MAX* charger (DCB100), carrying bag.

REGULAR PRICE \$376
SPECIAL PRICE \$199




12V MAX* 3/8" Compact Impact Wrench
DCF813S2

3/8" square drive with hog ring detention. 3 LED lights. Length 6 1/4".

Standard equipment: Two 12V MAX* Li-ion 1.5 A-H batteries (DCB120), 40 minute MAX* charger (DCB100), carrying bag.

Specifications: 0-2,450 RPM no-load speed, 0-3,400 BPM, max torque 1,150 in-lbs., 2.3 lbs. tool wt., 4.5 lbs. shipping wt..

REGULAR PRICE \$262
SPECIAL PRICE \$139
6+ MIX OR MATCH \$131



12V MAX* Inspection Camera Kit

DCT410S1 - 17mm
DCT411S1 - 9mm
DCT412S1 - 5.8mm

3 times zoom capability. Removable wireless screen for ease of viewing in tight areas. Capable of photo and video capturing on micro SD card (SD card sold separately).

Standard equipment: One 12V MAX* Li-ion 1.5 A-H battery (DCB120), 40 minute MAX* charger (DCB100), 3' waterproof camera cable.

Specifications: Camera head diameter: 17mm (DCT410), 9mm (DCT411) or 5.8mm (DCT412), 3 1/2" screen size, 320x480 dpi, shipping wt. 9 lbs.

	DCT410S1	DCT411S1	DCT412S1
1-5 PRICE	\$298	\$355	\$374
6+ PRICE	\$279	\$335	\$352



12V MAX* Infrared Thermometer Kit
DCT414S1

Non-contact temperature measurements for ease of use over distance and accuracy. LED hot (red) and cold (blue) indicator for visual and/or audio alarm for quickly locating trouble spots. Data storage for recording max, min and average temperatures.

Standard equipment: One 12V MAX* Li-ion 1.5 A-H battery (DCB120), 40 minute MAX* charger (DCB100), kit box.

Specifications: Temperature range -20°F to 932°F, ±1.5% accuracy, shipping wt. 4.8 lbs.

REGULAR PRICE \$275
SPECIAL PRICE \$147
6+ MIX OR MATCH \$138



12V MAX* Hand Held Wall Scanner
DCT419S1

Radar can scan through drywall, plywood, ceramic tile and concrete and can detect wood, ferrous and non-ferrous metal, plastic and live electric behind walls. Automatic mapping feature processes all embedded materials simultaneously.

Standard equipment: One 12V MAX* Li-ion 1.3 A-H battery (DCB120), MAX* charger (DCB101), kit box.

Specifications: 3.5" color LCD display, range up to 9.8 feet, shipping wt. 7.1 lbs.

REGULAR PRICE \$733
SPECIAL PRICE \$388
6+ MIX OR MATCH \$365



14.4V 1/2" XRP Drill Driver DCD920KX

3-speed transmission. Ratcheting chuck. Adjustable clutch with 22 settings. LED worklight.

Standard equipment: Two 14.4V "XRP" NiCd 2.4 A-H batteries (DC9091), 1-hour charger, 360° side handle, carrying case.

Specifications: 0-425, 0-1,200 or 0-1,800 RPM no-load VSR, 325 units watts out, 5.8 lbs. tool wt., 12.3 lbs. shipping wt.

REGULAR PRICE \$425
SPECIAL PRICE \$225
6+ MIX OR MATCH \$211



14.4V Impacting Screwdriver DC835KA

1/4" hex shank drive. Compact 5 3/4" length.

Standard equipment: Two 14.4V XRP NiCd 2.4 A-H batteries (DC9091), 1-hour charger, case.

Specifications: 0-2,400 RPM no-load speed, 0-2,700 BPM, max torque 1,240 in-lbs., 3.9 lbs. tool wt, 10.5 lbs. shipping wt.

REGULAR PRICE \$462
SPECIAL PRICE \$244
6+ MIX OR MATCH \$230



14.4V 1/2" Impact Wrench DC830KA

1/2" square drive with detent pin retention. Compact size (length 5 3/4") and weight (3.9 lbs.) allows access into tighter areas and reduces user fatigue.

Standard equipment: Two 14.4V XRP NiCd 2.4 A-H batteries (DC9091), 1-hour charger, case.

Specifications: 0-2,400 RPM no-load speed, 0-2,700 BPM, max torque 1,620 in-lbs., 3.9 lbs. tool wt., 10.5 lbs. shipping wt.

REGULAR PRICE \$462
SPECIAL PRICE \$244
6+ MIX OR MATCH \$230



18V/20V MAX* LED Work Light DCL060/DCL061

Bright LED output -1500 Lumens. Adjustable head to direct light where needed. Compatible with 18V and 20V MAX* batteries. DCL061 has AC outlet providing jobsite power versatility.

DCL060 DCL061
SPECIAL PRICE \$96 \$115



Cordless Flashlights and Flexible Floodlights

Flashlights have 90° swiveling head for versatility. Flexible floodlights provides hands-free use. Both types have wide-angle beam. Extra-bright Xenon bulb. Order battery separately.

	Flashlights	Floodlights
14.4V	DW906 \$27	—
18V	DW908 \$27	DW919 \$38



Area Light DC527 18V DCL050 20V MAX*

Built-in Telescoping and 360° rotating hook allows units to hang from 2" materials. DC527 runs on 18V battery and has a 13 watt fluorescent bulb. DCL050 runs on 20V MAX* battery; has 3 bright LED bulbs with two brightness settings—250 and 500 lumens. Batteries not included.

DC527 DCL050
SPECIAL PRICE \$44 \$62



20V MAX* LED Spotlight DCL043 Work Light DCL040

Spotlight has three bright LED bulbs and one red LED bulb to preserve night vision. Two brightness settings, 1000 and 90 lumens. Can be seen up to 508 yards. 90° pivoting head. Work light has bright LED output, 110 lumens. Head rotates 120°. Battery and charger sold separately.

Spotlight Work Light
DCL043 DCL040
SPECIAL PRICE \$86 \$49



WorkSite Radio DCR018 Jobsite Bluetooth Speaker DCR006

Radio able to be powered by 18V NiCd/Li-Ion, 12V MAX*, 20V MAX* or AC power cord. USB power port allows device to be charged via USB when radio is plugged into AC wall outlet. 3.5mm auxiliary input allows for connection to CD, MP3, portable satellite receivers and other digital audio devices. This is not a charger.

Bluetooth Speaker runs off 12V/20V MAX* batteries or AC/DC power. Bluetooth 4.0 up to 100' range. Batteries and chargers sold separately.

DCR018 DCR006
SPECIAL PRICE \$119 \$79

BATTERIES & CHARGERS



P/N	DESCRIPTION	PRICE
DC012	Worksite Radio/Charger (Li-ion)	169
DCR015	12V/20V MAX* Worksite Radio/Charger	179
DCB090	12V/20V MAX* USB Power Source	30
DCB095	8V MAX* Charger	41
DCB101	12V MAX*-20V MAX* Li-ion Charger	69
DCB102	2-port 12V/20V MAX* Charging Station	116
DCB102BP	same as above w/DCB204 battery	169
DCB103	Dual Port Charger	99
	Port 1 12V MAX*-20V MAX* Li-ion batteries	
	Port 2 7.2V-18V NiCd/NiMH/Li-ion batteries	
DCB119	12V MAX*-20V MAX* Li-ion Vehicle Charger	99
DW0247	24V AC/DC Converter	49
DC9000	28V & 36V 1-Hr. Charger	105
DC9310	7.2V-18V NiCd/NiMH/Li-ion 1-Hr. Charger	73
DC9320	Same as DC9310 but dual port charger	99
DC9319	7.2V-18V NiCd/NiMH/Li-ion Veh. Ch.	108

BATTERIES

P/N	DESCRIPTION	PRICE
DW9057	7.2V 1.0 A-H	\$27
DCB080	8V MAX* Li-ion 1.3 A-H	31
DW9061	9.6V XR NiCd 1.7 A-H	46
DC9071	12V XRP NiCd 2.4 A-H	69
DCB127-2	2-Pak of 12V MAX* Li-ion 2.0 A-H	80
	Net Price Per Above Battery Just 40.00/ea	
DC9091	14.4V XRP NiCd 2.4 A-H	77
DC9096-2	2-Pak of 18V XRP NiCd 2.4 A-H	119
	Net Price Per Above Battery Just 59.50/ea*	
DC9182	18V XRP Li-ion 2.4 A-H	129
DC9182C	DC9182 18V battery plus DC9310 charger	159
DCB201-2	2-Pak of 20V MAX* Li-ion 1.5 A-H	109
	Net Price Per Above Battery Just 54.50/ea*	
DCB203-2	2-Pak 20V MAX* Li-ion 2.0 A-H	129
	Net Price Per Above Battery Just 64.50/ea*	
DCB200-2	2-Pak 20V MAX* Li-ion 3.0 A-H	129
	Net Price Per Above Battery Just 64.50/ea*	
DCB204-2	2-Pak of 20V MAX Li-ion 4.0 A-H	169
	Net Price Per Above Battery Just 84.50/ea*	
DCB205-2	2-Pak of 20V MAX* Li-ion 5.0 A-H	199
	Net Price Per Above Battery Just 99.50/ea*	
DCB361	36V Li-ion 2.0 A-H	169

*CALL FOR SINGLE QUANTITY PRICE



20V MAX* Battery Adapter for 18V Tools DCA1820

Adapter allows 20V MAX* batteries to be used on most 18V stem top tools. 20V MAX* charger required to charge 20V MAX* batteries. Batteries and chargers sold separately. To order a kit that includes the adapter, two 20V MAX* 2.0 A-H batteries (DCB203), and 20V MAX* charger (DCB115), order DCA2203C.

DCA1820 DCA2203C
SPECIAL PRICE \$39 \$149



WorkSite Radio Chargers DCR015 12V MAX*/20V MAX* DC012 7.2V-18V

Auxiliary and USB ports allows for connection to CD, MP3, Portable Satellite Receivers, and other digital audio devices. Runs off AC power or DeWalt battery. DCR015 charges 12V MAX* or 20V MAX* batteries and includes auxiliary and USB ports, and two AC outlets. Weight 13 lbs. DC012 charges 7.2V to 18V batteries except Univoil®, includes auxiliary port, and three AC outlets. Weight 14.3 lbs. Batteries sold separately.

DCR015 DC012
SPECIAL PRICE \$179 \$169




**18V XRP
1/4" Impacting
Screwdriver
DC825KA**

While supply lasts. Also, for each DC825KA ordered you may purchase an 18V XRP 1/4" Hex Impacting Screwdriver bare tool (DC825B) at a very special price. Must call for price.

Standard equipment: Two 18V XRP Ni-Cad 2.4 A-H batteries (DC9096), 1-hr charger (DW9310), kit box.

Specifications: 1/4" hex shank drive, 5 3/4" length, 0-2,400 RPM no-load speed, 0-2,700 BPM, max torque 1,330 in-lbs., 4.6 lb. tool wt.

SPECIAL PRICE \$179.95



**18V XRP
Grease Gun
DCGG570K**

Variable speed trigger offers precise control of grease flow. 42" flexible hose reaches hard to access grease fittings. LED light for visibility.

Standard equipment: 18V XRP Ni-Cad 2.4 A-H battery (DC9096), fast charger (DW9116), shoulder strap, carrying case.

Specifications: 9,000 psi max pressure, 5.0 oz/min max volume, 14.5 oz. cartridge capacity, tool wt. 10.6 lbs., shipping wt. 16 lbs.

**REGULAR PRICE \$413
SPECIAL PRICE \$219
6+ MIX OR MATCH \$205**



**18V 1/2"
XRP
Drill/
Driver
DCD940KX**

3-speed all-metal transmission. Ratcheting chuck. Adjustable clutch with 22 settings. LED worklight.

Standard equipment: Two 18V XRP Ni-Cad 2.4 A-H batteries (DC9096), 1-hour charger (DW9116), 360° side handle, carrying case.

Specifications: 0-500, 0-1,250 or 0-2,000 RPM no-load speed, 450 max watts out, 6.3 lbs, shipping wt. 14 lbs.

**REGULAR PRICE \$517
SPECIAL PRICE \$267
6+ MIX OR MATCH \$251**



**18V 1/2"
Compact
Li-Ion
Drill/Driver
DCD760KL**

Ratcheting chuck. Adjustable clutch with 17 settings. LED worklight.

Standard equipment: Two 18V Compact Li-ion 1.1 A-H batteries (DC9181), 30 minute charger (DC9310), carrying case.

Specifications: 0-500 or 0-1,700 RPM no-load speed, 350 max watts out, tool wt. 4.0 lbs., shipping wt. 9.8 lbs.

**REGULAR PRICE \$404
SPECIAL PRICE \$221
6+ MIX OR MATCH \$208**



**18V 1/2"
XRP
Hammerdrill
DCD950KX or DCD959KX**

3-speed all-metal transmission. Self-tightening chuck. Adjustable clutch with 22 settings. LED worklight. Hammer, drill or screwdriver mode. DCD950 pictured above. DCD959 is pistol grip style.

Standard equipment: Two 18V XRP Ni-Cad 2.4 A-H batteries (DC9096), 1-hour charger (DW9116), 360° side handle, carrying case.

Specifications: 0-500, 0-1,250 or 0-2,000 RPM no load speed, 0-34,000 BPM in max 3rd speed, 450 unit watts out, tool wt. 6.3 lbs, shipping wt. 14 lbs.

	DC950KX	DCD959KX
SPECIAL PRICE	\$282	\$321
6+ MIX OR MATCH	\$265	\$302



**18V 1/2"
XRP Li-Ion
Hammerdrill
DCD970KL**

3-speed all-metal transmission. Self-tightening chuck. Adjustable clutch. Hammer, drill or screwdriver mode. 18V lithium-ion technology provides lighter weight and up to 2,000 recharges. LED worklight.

Standard equipment: Two 18V XRP Li-ion 2.4 A-H batteries (DC9180), 1-hour charger (DW9310), 360° side handle, carrying case.

Specifications: 0-500, 0-1,250 or 0-2,000 RPM no load speed, 0-34,000 BPM in max 3rd speed, 450 max watts out, tool wt. 5.3 lbs, shipping wt. 13 lbs.

**REGULAR PRICE \$646
SPECIAL PRICE \$342
6+ MIX OR MATCH \$322**



**18V Light
Gauge
Steel Framing
Screwdriver
DC668KA**

Tool designed for steel fastening applications and is ideal for use in 12-28 gauge cold rolled steel. Versa-Clutch torque adjustment system allows you to "dial" in the proper torque.

Standard equipment: Two 18V XRP Ni-Cad 2.4 A-H batteries (DC9096), 1-hour charger (DW9116), bit, 3/8" nut runner, carrying case.

Specifications: 0-900 or 0-2,700 RPM no load speed VSR; max torque 180 in.-lbs., tool wt. 5.4 lbs., shipping wt. 11 lbs.

**REGULAR PRICE \$514
SPECIAL PRICE \$272
6+ MIX OR MATCH \$256**



**18V 1/2"
Compact
Hammerdrill
DC725KA**

Dual speed range. Compact size and weight. Single sleeve metal ratcheting chuck. Adjustable clutch with 17 clutch settings.

Standard equipment: Two 18V Compact Ni-Cad 1.7 A-H batteries (DC9099), 1-hour charger (DW9116), bit, carrying case.

Specifications: 0-500 or 0-1,700 RPM no load speed, 0-8,500 or 0-29,000 BPM, 410 max watts out, tool wt. 4.9 lbs, shipping wt. 11.6 lbs.

**REGULAR PRICE \$441
SPECIAL PRICE \$233
6+ MIX OR MATCH \$219**



**18V 1/2"
Impact
Wrench
DW059K-2**

1/2" square drive with detent pin retention. **Standard equipment:** Two 18V XRP Ni-Cad 2.4 A-H batteries (DC9096), 1-hr charger (DW9116), case.

Specifications: 0-1,650 RPM no-load speed, 0-2,600 BPM, max torque 300 ft.-lbs. 7.6 lbs. tool wt., 14.7 lbs. shipping wt.

**REGULAR PRICE \$634
SPECIAL PRICE \$335
6+ MIX OR MATCH \$315**



**DC820KA
18V 1/2"
Impact
Wrench
DC820KA XRP
DC822KL Li-Ion**

1/2" square drive with detent pin retention. Tool length 6 1/2". Li-Ion tool is one lb. lighter and provides 2-3x more recharges than 18V "XRP".

Standard equipment: Carrying case, DC820KA has two 18V XRP Ni-Cad 2.4 A-H batteries (DC9096), 1-hr charger (DW9107); DC822KL has two 18V XRP Li-ion 2.4 A-H batteries (DC9180), 1-hr charger (DW9310).

Specifications: 0-2,400 RPM no-load speed, 0-2,700 BPM, max torque 1,740 in.-lbs., tool wt. 4.6 lbs. (DC820), 3.7 lbs. (DC822), shipping wt. 12 lbs. (DC820KA), 11 lbs. (DC822KL).

	DC820KA	DC822KL
REGULAR PRICE	\$498	\$673
SPECIAL PRICE	\$263	\$356
6+ MIX OR MATCH	\$248	\$335



**18V 1/2"
Impact
Wrench
DC821KA**

1/2" square drive with detent pin retention. Max torque 1,920 in.-lbs. Variable speed trigger and electric brake provides control for tightening and loosening fasteners.

Standard equipment: Two 18V XRP Ni-Cad 2.4 A-H batteries (DC9096), 1-hr charger (DW9107), carrying case.

Specifications: 0-2,100 RPM no-load speed, 0-3,000 BPM, max torque 1,920 in.-lbs., tool wt. 5.3 lbs., shipping wt. 12.5 lbs.

**REGULAR PRICE \$604
SPECIAL PRICE \$319
6+ MIX OR MATCH \$300**



**18V 3/8"
Impact
Wrench
DC823KA**

3/8" square drive with hog ring retention. Tool length is 5.75".

Standard equipment: Two 18V XRP Ni-Cad 2.4 A-H batteries (DC9096), 1-hr charger (DW9107), carrying case.

Specifications: 0-2,400 RPM no-load speed, 0-2,700 BPM, max torque 1,500 in.-lbs., tool wt. 4.6 lbs., shipping wt. 11.8 lbs.

**REGULAR PRICE \$498
SPECIAL PRICE \$263
6+ MIX OR MATCH \$248**

DC550KA



Cut-Out Tool

DC550KA – 18V
DCS551D2 – 20V MAX*

26,000 RPM no-load speed. Tool-free bit change. Includes 1/4" and 3/8" collets.

DC550KA includes two 18V XRP Ni-Cad 2.4 A-H batteries (DC9096), 1-hr charger (DW9116), carrying case. Tool wt 4.5 lbs. Or, choose DCS551D2: includes two 20V MAX* 2.0 A-H batteries (DCB203), fast charger, carrying bag. Tool wt 3.1 lbs.

DC550KA or DCS551D2 \$199



18V XRP 5 1/2" Metal Cutting Circular Saw
DCS372KA

Powerful 400 max watts out, 3,700 RPM motor. Sight-Line™ window provides a clear view of material. 1 1/8" depth of cut at 90°.

Standard equipment: Two 18V XRP Ni-Cad 2.4 A-H batteries (DW9116), 1-hour charger (DW9107), 30T carbide tipped metal cutting blade, carrying case.

Specifications: 3,700 RPM no-load speed, 20mm arbor, tool wt. 9.0 lbs., shipping wt. 16.0 lbs.

REGULAR PRICE \$632
SPECIAL PRICE \$335
6+ MIX OR MATCH \$315




18V 6 1/2" Circular Saw
DC390K

Standard equipment: One 18V XRP Ni-Cad 2.4 A-H battery (DC9096), 1-hr charger (DW9116), 16T carbide blade, blade wrench, carrying case.

Specifications: 3,700 RPM no-load, 5/8" arbor, 2 1/2" max cut at 90°, tool wt. 8 lbs., shipping wt. 13 lbs.

REGULAR PRICE \$431
SPECIAL PRICE \$228
6+ MIX OR MATCH \$215
BARE TOOL ONLY (DC390B) \$99

DC385K



18V Reciprocating Saw
DC385K XRP
DCS385L Li-ion

Variable speed with trigger lock, 4 position keyless blade clamp. Electric brake.

Standard equipment: DC385K: one 18V XRP Ni-Cad 2.4 A-H battery (DC9096), 1-hour charger (DW9116), blade, carrying case. DCS385L: one 18V XRP Li-ion 2.4 A-H battery (DC9180), 1-hr charger (DC9310), carrying case.

Specifications: 0-3,000 SPM VS, 1 1/4" stroke length, max output 325 watts, 8 lbs. tool wt., 13 lbs. shipping wt.

	DC385K	DCS385L
REGULAR PRICE	\$431	\$528
SPECIAL PRICE	\$228	\$289
6+ MIX OR MATCH	\$214	\$269



18V 1/2 Gallon Wet/Dry Portable Vac
DC515K

Washable Goretex HEPA Wet/Dry filter (DC5151H) traps 99.97% of dust at 0.3 microns. Dual Clean-up modes allow for clean up with either front utility nozzle or rubber hose.

Standard equipment: One 18V XRP Ni-Cad 2.4 A-H battery (DC9096), 1-hour charger (DW9116).

Specifications: 1/2 gallon tank, hose diameter 1 1/4", hose length 2 1/2", 6 lbs. tool weight, 7.8 lbs. shipping wt.

REGULAR PRICE \$274
SPECIAL PRICE \$139
Replacement filter (DC5151H) \$20



18V Band Saw
DCS370K XRP; DCS370L Li-ion

15" tool length. Integrated hang hook. Blade tracking adjustment increases blade life. Blade changing lever allows easy blade change.

Standard equipment: One 32 1/2" 14/18 TPI blade, blade tracking wrench, carrying bag. DCS370K has one 18V XRP Ni-Cad 2.4 A-H battery (DC9096), 1-hr charger (DW9116); DCS370L has one 18V XRP Li-ion 2.4 A-H battery (DC9180), 1-hr charger (DC9310).

Specifications: 570 SFPM, max capacity is 2 1/2" for round or rectangular, 10 lbs. tool wt., shipping wt. 16 lbs.

	DCS370K	DCS370L
REGULAR PRICE	\$583	\$705
SPECIAL PRICE	\$308	\$373
6+ MIX OR MATCH	\$289	\$350

DCS370B (BARE TOOL ONLY) \$199



18V 18 Gauge Shear
DC490KA

Head swivels 360° for cutting convenience. Cuts 1/8" strip which continuously curls out of cutting area. 18-28 gauge capacity.

Standard equipment: Two 18V XRP Ni-Cad 2.4 A-H batteries (DC9096), 1-hr charger (DW9116), blade wrench, carrying case.

Specifications: 0-2,300 SPM; cuts 125"/charge of 18 gauge steel, tool wt. 6.1 lbs., shipping wt. 15.5 lbs.

REGULAR PRICE \$714
SPECIAL PRICE \$378
6+ MIX OR MATCH \$355

REPLACEMENT BLADE SET CONTAINS ALL THREE BLADES AND A SPACER BUSHING.
1-5 \$53.95 6+ \$49.70



18V 4 1/2" Cut-Off Tool
DC411KA

Two position side handle, spindle lock and quick change wheel release.

Standard equipment: Two 18V XRP Ni-Cad 2.4 A-H batteries (DC9096), 1-hour charger (DW9116), Type 1 guard and cutting wheel, wrench, matched backing flange, carrying bag.

Specifications: 6,500 RPM no-load speed, 3/8"-11 spindle, tool wt. 7 lbs., shipping wt. 15.5 lbs.

REGULAR PRICE \$485
SPECIAL PRICE \$257
6+ MIX OR MATCH \$241



18V Variable Speed Jig Saw
DC330K

Keyless blade clamp. Adjustable dust blower. Four position orbital action. Keyless shoe bevels with detents at 0°, 15°, 30° and 45° for easy bevel cutting.

Standard equipment: One "XRP" 18V battery (9096), 1-hour charger (DW9116), T-shank blade, carrying case.

Specifications: 0-3000 SPM, 1" stroke length, tool weight 7.5 lbs., shipping weight 12.75 lbs.

REGULAR PRICE \$529
SPECIAL PRICE \$279
6+ MIX OR MATCH \$263



18V Pencil Vibrator
DC530KA

1/8" diameter vibrator delivers maximum consolidation power. 4' long flexible shaft. Isolated drive system for durability.

Standard equipment: Two 18V XRP Ni-Cad 2.4 A-H batteries (DC9096), 1-hour charger (DW9116), kit bag.

Specifications: 14,000 vibrations per minute under load; tool wt. 9.3 lbs., shipping wt. 15 lbs.

REGULAR PRICE \$957
SPECIAL PRICE \$506
6+ MIX OR MATCH \$476



18V Adhesive Dispenser
DC545K-10 oz.

360° rotateable cartridge holder fits 10 oz., 1/2 gal, and 300 ml-310 ml cartridges. Delivers up to 650 lbs. pushing force to dispense highest viscosity adhesives and sealants. Auto-reverse feature helps reduce drips, waste and clean-up. Set-and-forget variable speed control for consistent flow rates and bead control. Max speed is 25" per minute.

Standard equipment: One 18V battery (DC9099), 1-hour charger (DW9116).

Specifications: Fits 10 oz., 1/2 gal, 300 ml-310 ml cartridges; tool wt. 6.9 lbs.

REGULAR PRICE \$516
SPECIAL PRICE \$259

DC212KA



18V 3/8" SDS Rotary Hammer Kit
DC212KA XRP
DC212KL XRP Li-ion

Shocks™ Active Vibration Control. Drill only or hammerdrill. 1.7 ft-lbs. impact energy.

Standard equipment: Two 18V XRP 2.4 A-H batteries (DC9096) or 18V XRP Li-ion 2.4 A-H batteries (DC9180), 1-hr. charger, bit, 360° side handle, depth rod, case.

Specifications: 0-1,100 RPM no-load speed VSR, 0-4,100 BPM, tool wt. 7.6 lbs. (DC212KA) or 6.7 lbs. (DC212KL).

	DC212KA	DC212KL
REGULAR PRICE	\$798	\$1,085
SPECIAL PRICE	\$359	\$485

DCF885M2



20V MAX* 1/4" Li-ion Impacting Screwdriver
DCF885C2 1.5 A-H
DCF885M2 4.0 A-H

1/4" hex drive. Compact 5.55" length. 3 LED lights.

Standard equipment: Two 20V MAX* batteries (1.5 A-H DCB201 or 4.0 A-H DCB204), charger (DCB101), belt hook, carrying case.

Specifications: 0-2,800 RPM no-load speed, 0-3,200 BPM, max torque, 1,400 in.-lbs., DCF885C2 tool wt. 2.8 lbs., shipping wt. 7.3 lbs.; DCF885M2 tool wt. 3.4 lbs., shipping wt. 8.7 lbs.

	DCF885C2	DCF885M2
REGULAR PRICE	\$374	\$466
SPECIAL PRICE	\$199	\$249

DCF887M2



20V MAX* 1/4" Li-ion Impacting Screwdriver
DCF886D2 2.0 A-H
DCF887M2 4.0 A-H

Brushless motor. 1/4" hex drive. 3 LED lights. DCF887 is 3 speed.

Standard equipment: Two 20V MAX* batteries (2.0 A-H DCB203 or 4.0 A-H DCB204), charger (DCB101), belt hook, carrying case.

Specifications: DCF886: 0-2,800 RPM no-load speed, 0-3,200 BPM, max torque 1,500 in.-lbs., DCF887: 0-1,000/2,800/3,250 RPM no-load speed, 0-3,600 BPM, max torque 1,825 in.-lbs. DCF886D2 tool wt. 2.9 lbs, shipping wt. 7.3 lbs; DCF887M2 tool wt. 3.5 lbs, shipping wt. 8.9 lbs.

	DCF886D2	DCF887M2
REGULAR PRICE	\$412	\$506
SPECIAL PRICE	\$219	\$269

DCF895D2



20V MAX* 1/4" Li-ion Impacting Screwdriver
DCF895D2 2.0 A-H
DCF895M2 4.0 A-H

Brushless motor. 1/4" hex drive. 3 speeds. Push button chuck. Compact 5.25" length. 3 LED lights. Battery fuel gauge indicator.

Standard equipment: Two 20V MAX* batteries (2.0 A-H DCB203 or 4.0 A-H DCB204), charger (DCB101), belt hook, carrying case.

Specifications: 0-950, 0-1,900 or 0-2,850 RPM no-load speed, 0-1,300, 0-2,400 or 0-3,300 BPM, max torque 1,500 in.-lbs. in top gear. DCF895D2 tool wt. 3.0 lbs., shipping wt. 7.3 lbs. DCF895M2 tool wt. 3.6 lbs., shipping wt. 8.7 lbs.

	DCF895D2	DCF895M2
REGULAR PRICE	\$458	\$641
SPECIAL PRICE	\$249	\$349



20V MAX* 1/2" Li-ion Hammerdrill
DCD795D2

Dual speed range. Metal 1/2" ratcheting chuck. LED light. Adjustable clutch with 14 settings. 7.8" front to back.

Standard equipment: Two 20V MAX* 2.0 A-H batteries (DCB203), charger (DCB101), belt hook, bit holder, carrying case.

Specifications: 0-600 or 0-2,000 RPM no-load speed, 0-34,000 BPM in max speed, 360 max watts out, 3.6 lbs. tool wt., 8.4 lbs. shipping wt.

REGULAR PRICE \$434
SPECIAL PRICE \$239
Drill/Driver Kit (DCD790D2) **\$219**

DCF899P2



20V MAX* 1/2" Li-ion Impact Wrench
DCF899P2
DCF899HP2

1/2" square drive. Max torque 8,400 in.-lbs. DCF899P2 has detent pin retention. DCF899HP2 has hog ring retention. LED light.

Standard equipment: Two 20V MAX* 5.0 A-H batteries (DCB205), charger (DCB101), carrying case.

Specifications: 0-400, 0-1,200, or 0-1,900 RPM no-load speed, 0-2,400 BPM, 7.2 lbs. tool wt., 25.6 lbs. shipping wt.

REGULAR PRICE \$825
SPECIAL PRICE \$449



20V MAX* 1/2" Li-ion Impact Wrench
DCF889M2

1/2" square drive with detent pin retention. Max torque 4,800 in.-lbs. Variable speed trigger and electric brake. LED light for visibility. Battery fuel gauge.

Standard equipment: Two 20V MAX* 4.0 A-H batteries (DCB204), charger (DCB101), carrying bag.

Specifications: 0-1,500 RPM no-load speed, 0-2,300 impacts per minute, max torque 4,800 in.-lbs., 6.8 lbs. tool wt., 12.0 lbs. shipping wt.

REGULAR PRICE \$640
SPECIAL PRICE \$329
6+ MIX OR MATCH \$309

DCF880M2




20V MAX* Li-ion Impact Wrench
DCF880M2
DCF883M2

DCF880M2 has 1/2" square drive with detent pin retention; max torque 1,800 in.-lbs. DCF883M2 has 3/8" square drive with hog ring retention with max torque 1,560 in.-lbs. Tool length 5.7". 3 LED lights.

Standard equipment: Two 20V MAX* 4.0 A-H batteries (DCB204), charger (DCB101), carrying case.

Specifications: 0-2,300 RPM no-load speed, 0-2,700 BPM, 3.4 lbs. tool wt., 8.7 lbs. shipping wt.

REGULAR PRICE \$506
SPECIAL PRICE \$256
6+ MIX OR MATCH \$241



20V MAX* 1/2" Premium Hammerdrill
DCD995M2

3-speed all-metal transmission. Ratcheting chuck. Adjustable clutch. LED light.

Standard equipment: Two 20V MAX* batteries, charger (DCB101), 360° side handle, carrying case.

Specifications: 0-450, 0-1,300 or 0-2,000 RPM no-load speed, 0-34,000 BPM in max speed, 650 max watts out, 5 lbs. tool wt., 12 lbs. shipping wt.

Part #	Description	Brushless	A-H	Price
DCD995M2	H-drill	Yes	4.0	\$299
DCD990M2	Drill/Driver	Yes	4.0	\$279
DCD985M2	H-drill	No	4.0	\$279
DCD980M2	Drill/Driver	No	3.0	\$259

DCF620D2



20V MAX* Li-ion Drywall Screwgun
DCF620D2-2.0 A-H
DCF620M2-4.0 A-H

Brushless motor. 1/4" hex drive. Removable nosecone.

Standard equipment: two 20V MAX* batteries (2.0 A-H DCB203 or 4.0 A-H DCB204), multi-voltage charger, belt hook, carrying bag.

Specifications: 0-4,400 RPM no-load VSR. Tool wt. 3.4 lbs.

	DCF620D2	DCF620M2
REGULAR PRICE	\$379	\$512
SPECIAL PRICE	\$199	\$269

COLLATED MAGAZINE ATTACHMENT (DCF6201) \$90



20V MAX* 7/8" SDS Li-ion Rotary Hammer
DCH273P2

SHOCKS Active Vibration Control®. 3 modes: drill, chipping or rotary hammer. 2.1 joules impact energy.

Standard equipment: Two 20V MAX* 5.0 A-H batteries (DCB205), charger (DCB101), 360° side handle, depth rod, utility hook, case.

Specifications: 0-1,500 RPM no-load speed VSR, 0-4,600 BPM, 6.8 lbs. tool wt., 11.7 lbs. shipping wt.

REGULAR PRICE \$971
SPECIAL PRICE \$485
6+ MIX OR MATCH \$456



20V MAX* Li-ion Reciprocating Saw
DCS380B

Bare tool only. 0-3,000 strokes per minute. 4-position keyless blade clamp. Pivoting adjustable shoe. Electric brake.

Specifications: 0-3,000 SPM VS, 1 1/8" stroke length, 6.0 lbs. tool wt., 6.5 lbs. shipping wt.

To order kit which includes a 20V MAX* 5.0 A-H battery (DCB205), charger (DCB101) and case, order DCS380P1.

REGULAR PRICE \$214
SPECIAL PRICE \$119
Kit (DCS380P1) **\$259**



20V MAX* Li-ion Reciprocating Saw
DCS387P1

Compact design—14 1/2" in length. 4-position keyless blade clamp. LED light. Pivoting shoe.

Standard equipment: One 20V MAX* 5.0 A-H battery (DCB205), 1-hour charger (DCB101), carrying bag.

Specifications: 0-2,900 SPM VS, 1 1/8" stroke length, tool wt. 6.4 lbs., shipping wt. 9.3 lbs.

REGULAR PRICE \$458
SPECIAL PRICE \$242
6+ MIX OR MATCH \$228



20V MAX* 6 1/2" Li-ion Circular Saw
DCS391P1

0-50° bevel capacity.

Standard equipment: One 20V MAX* 5.0 A-H battery (DCB205), charger (DCB101), blade, carrying case.

Specifications: 3,700 RPM no-load speed, max output 460 watts, 3/8" arbor, 2 1/4" max cut at 90°, 8.3 lbs. tool wt., 16.1 lbs. shipping wt.

REGULAR PRICE \$484
SPECIAL PRICE \$259



20V MAX* Li-ion 5 1/2" Metal Cutting Circular Saw
DCS373P2

Powerful 460 max watts out, 3,700 RPM motor. Sight-Line™ window provides a clear view of material. 1 1/8" depth of cut at 90°. Powered by 20V MAX* 5.0 A-H battery.

Standard equipment: Two 20V MAX* 5.0 A-H batteries (DCB204), 1-hr charger (DCB101), 5/8" 30T carbide tipped metal cutting blade (20mm arbor), carrying case.

Specifications: 3,700 RPM no-load speed, 20mm arbor, tool wt. 8.3 lbs., shipping wt. 11.2 lbs.

REGULAR PRICE \$689
SPECIAL PRICE \$369



20V MAX* Li-ion Band Saw, DCS371P1
Deep Cut Band Saw, DCS374P2

Integrated hang hook. LED light. Blade tracking adjustment increases blade life. Tool less blade changing lever.

DCS371P1 cuts 740 SFPM, max capacity is 2 1/2" round, and includes 20V MAX* 5.0 A-H battery (DCB205), charger, 32 1/2" 14/18 TPI blade, carrying bag. Tool wt. 9.4 lbs, shipping wt 15.1.

DCS374P2 has brushless motor and cuts 0-490 SFPM VS, max capacity is 4 3/8" round, 5" rectangular, and includes two 20V MAX* 5.0 A-H batteries (DCB205), charger, 44 1/8" 18 TPI blade, kit box. Tool wt 13.8 lbs, shipping wt 25 lbs.

DCS371P1 \$349 DCS374P2 \$579



20V MAX* Li-ion Oscillating Multi-Tool
DCS355D1

Brushless motor. QUICK-CHANGE™ Accessory System. Universal Accessory Adaptor for use with most accessory brands. Variable speed. LED light.

Standard equipment: 20V MAX* 2.0 A-H battery (DCB203), charger (DCB101), 28-piece cutting and sanding attachment accessory kit, universal accessory adaptor, carrying bag.

Specifications: 0-20,000 oscillations per minute, tool wt, 3.2 lbs., shipping wt. 6.8 lbs.

REGULAR PRICE \$366
SPECIAL PRICE \$199




20V MAX* Li-ion Grease Gun
DCGG571M1

Variable speed trigger offers precise control of grease flow. 42" flexible hose reaches hard to access grease fittings. LED light for visibility.

Standard equipment: 20V MAX* 4.0 A-H battery (DCB204), charger (DCB101), shoulder strap, carrying case.

Specifications: 10,000 psi max pressure, 5.0 oz/min max volume, 14.5 oz. cartridge capacity, tool wt. 9.5 lbs.

REGULAR PRICE \$460
SPECIAL PRICE \$249



20V MAX* Nailers
DCN692M1-Framing
DCN660D1-Finish

DCN692M1 Framing Nailer has brushless motor. Dual speed for different nail lengths. Sequential or bump mode. Accepts 30-34" paper tape, clipped head and offset full round head nails. 2"-3 1/2" nail length, 55 nail magazine. Includes 20V MAX* 4.0 A-H battery (DCB204), charger (DCB101), no-mar tip, belt hook. Tool wt 9.1 lbs.

DCN660D1 Finish Nailer drives 16 ga 20 degree 1 1/4"-2 1/2" finish nails. Sequential or bump mode. 110 nail magazine. Includes 20V MAX* 2.0 A-H battery (DCB203), charger (DCB112), case. Tool wt 5.2 lbs.

DCN692M1 \$499 DCN660D1 \$399



20V MAX* 4 1/2" Li-ion Cut-Off Tool
DCG412P2

Two position side handle, spindle lock, quick change wheel release, battery fuel gauge.

Standard equipment: Two 20V MAX* 5.0 A-H batteries (DCB205), charger (DCB101), type 1 guard, wrench, carrying bag.

Specifications: 6,500 RPM no-load speed, 3/8" spindle, 6.5 lbs. tool wt., 15.5 lbs. shipping wt.

REGULAR PRICE \$568
SPECIAL PRICE \$309



20V MAX* 3/8" Li-ion Right Angle Drill
DCD740C1

2-speed ranges. 3/8" ratcheting chuck. Multi-grip trigger.

Standard equipment: one 20V MAX* 1.5 A-H battery (DCB201), charger (DCB101), belt hook, carrying case.

Specifications: 0-650 or 0-2,000 RPM no-load speed, 360 max watts out, 3.8 lbs. tool wt., 10.4 lbs. shipping wt.

REGULAR PRICE \$366
SPECIAL PRICE \$194
6+ MIX OR MATCH \$182

DeWalt Bare Tools (no batteries or case)



18V Reciprocating Saw
DC385B \$99



18V 1/4" Hex Impacting Screwdriver
DC825B \$99

DC212B	18V 7/8" SDS Rotary Hammer	\$245
DC330B	18V Variable Speed Jig Saw	129
DC385B	18V Reciprocating Saw	99
DC390B	18V 6 1/2" Circular Saw	99
DC411B	18V Cut-Off Tool	99
DC490B	18V Metal Shear	199
DC495B	18V Off-Set Metal Shear	199
DC515B	18V 1/2 Gallon Vacuum	82
DC530B	18V Concrete Vibrator	332
DC545B	18V Adhesive Dispenser	179
DC550B	18V Cut-Out Tool	79
DC820B	18V 1/2" Impact Wrench	95
DC821B	18V 1/2" High Torque Impact Wrench	118
DC823B	18V 3/8" Impact Wrench	113
DC825B	18V Impact Screwdriver	99
DCD740B	20V MAX* 3/8" Right Angle Drill	119
DCD760B	18V 1/2" Drill/Driver	105
DCD775B	18V 1/2" Compact Hammerdrill	99
DCD780B	20V MAX* 1/2" Drill/Driver	119
DCD790B	20V MAX* 1/2" Brushless Drill/Driver	129
DCD950B	18V 1/2" XRP Hammerdrill	129
DCD985B	20V MAX* 1/2" Hammerdrill	139
DCD995B	20V MAX* 1/2" Brushless Hammerdrill	149
DCE100B	20V MAX* Blower	119
DCF620B	20V MAX* Brushless Drywall Screwgun	129

DCF880B	20V MAX* 1/2" Impact Wrench-detent	\$129
DCF883B	20V MAX* 3/8" Impact Wrench-hog	129
DCF885B	20V MAX* 1/4" Impacting Screwdriver	119
DCF886B	20V MAX* 1/4" Brushless Impacting Screwdriver	129
DCF887B	20V MAX* 1/4" 3-speed Brushless Imp Screwdriver	129
DCF889B	20V MAX* 1/2" Impact Wrench	159
DCF895B	20V MAX* 1/4" Impacting Screwdriver	169
DCF899B	20V MAX* 1/2" Brushless Impact Wrench	229
DCG412B	20V MAX* 4 1/2" Cut-Off Tool	119
DCGG570B	18V Grease Gun	139
DCGG571B	20V MAX* Grease Gun	169
DCH253B	20V MAX* 7/8" SDS Rotary Hammer	269
DCH273B	20V MAX* Brushless 7/8" SDS Rotary Hammer	289
DCN692B	20V MAX* 2-speed Nailer	399
DCS331B	20V MAX* Jig Saw	149
DCS355B	20V MAX* Oscillating Multi-Tool	129
DCS370B	18V Band Saw	213
DCS371B	20V Band Saw	211
DCS372B	18V 5 1/2" Metal Cutting Saw	175
DCS373B	20V MAX* 5 1/2" Metal Cutting Saw	189
DCS380B	20V MAX* Reciprocating Saw	119
DCS387B	20V MAX* Compact Reciprocating Saw	119
DCS391B	20V MAX* 6 1/2" Circular Saw	119
DCS551B	20V MAX* Cut-Off Tool	119
DW059B	18V 1/2" High Torque Impact Wrench	149



18V XRP Combo Kit
½" Hammerdrill,
¼" Impacting Driver,
Impact Driver
Accessory Set
DCK255X

FREE 34 piece (DW2153) impact driver accessory set included with each kit. Accessory set includes a magnetic bit tip holder; ¼", ⅝" and ⅜" nut drivers; multiple size and style insert bits including phillips, slotted, square recess and torx.

Standard equipment: 18V XRP ½" Hammerdrill (DCD950), 18V XRP ¼" Impacting Screwdriver (DC825), two 18V XRP Ni-Cad 2.4 A-H batteries (DC9096), 1-hour charger (DW9116), carrying bag.

Specifications: DCD950: 0-500, 0-1,250 or 0-2,000 RPM no-load speed, 0-8,500, 0-21,250 or 0-34,000 BPM, 420 unit max watts out, tool wt. 6.3 lbs. DC825: 0-2,400 RPM no-load speed, 0-2,700 BPM, max torque 1,330 in-lbs, tool wt. 4.6 lbs. Shipping wt. of kit 15.6 lbs.

REGULAR PRICE \$649
SPECIAL PRICE \$199



18V XRP Combo Kit
½" Hammerdrill
Reciprocating Saw
Reciprocating Saw Blade
Accessory Set
DCK251X

FREE 8 piece 2X™ bi-metal saw set (DWA4101) in a ToughCase™ container included with each kit. Set includes three 6" 6 TPI blades for wood with nails; three 6" 14/18 TPI and one 8" 14/18 TPI blades for metal, and one general purpose 9" 10 TPI blade.

Standard equipment: 18V XRP ½" Hammerdrill (DCD950), 18V XRP Reciprocating Saw (DC385), two 18V XRP Ni-Cad 2.4 A-H batteries (DC9096), 1-hour charger (DW9116), contractor bag.

Specifications: DCD950: 0-500, 0-1,250 or 0-2,000 RPM no-load speed, 0-8,500, 0-21,250 or 0-34,000 BPM, 450 unit max watts out, tool wt. 6.3 lbs. DC385: 0-3,000 SPM VS, 1½" stroke length, max output 325 watts, 4-position keyless blade clamp, tool wt. 8.2 lbs. Shipping wt. of kit 19.6 lbs.

REGULAR PRICE \$653
SPECIAL PRICE \$239



18V Compact
4-Tool Combo Kit
DC4CKITA

18V Ni-Cad 1.7 A-H battery operated tools include: Compact drill/driver, recip saw, 6½" circular saw and pivoting head flashlight.

Standard equipment: 18V tools: Compact drill/driver (DC720), reciprocating saw (DW938), 6½" circular saw (DCS392), pivoting head flashlight (DW908), two 18V compact Ni-Cad 1.7 A-H batteries (DC9099), charger (DW9116), carrying bag. 27.1 lbs. shipping weight.

REGULAR PRICE \$720
SPECIAL PRICE \$249

STRICTLY LIMITED TO STOCK ON HAND!



18V XRP 4-Tool
Combo Kit
DCK455X

18V XRP Ni-Cad 2.4 A-H battery operated tools include: ½" hammerdrill, recip saw, ¼" compact impacting screwdriver and flexible floodlight.

Standard equipment: 18V XRP tools: ½" hammerdrill (DCD950), recip saw (DC385), ¼" compact impacting screwdriver (DC825), flexible floodlight (DW9116), two 18V XRP Ni-Cad 2.4 A-H batteries (DC9096), charger (DW9116), carrying bag. 25.4 lbs. shipping weight.

REGULAR PRICE \$950
SPECIAL PRICE \$489



18V Li-Ion Drill
and Impact
Combo Kit
DCK265L

Compact lithium-ion batteries charge in 30 minutes. ½" Compact Drill/Driver (DCD760) delivers 350 unit watts out of maximum power. Impact Driver (DCF826) delivers 1,330 in-lbs of torque and 0-2,400-rpm offering power and speed for a wide range of applications. Shipping weight 12.8 lbs.

Standard equipment: 18V ½" Compact Drill/Driver (DCD760), 18V Impact Driver (DCF826), two 18V Compact Li-ion 1.1 A-H batteries (DC9181), 30 minute charger (DC9310), carrying bag.

REGULAR PRICE \$524
SPECIAL PRICE \$289
6+ MIX OR MATCH \$269



18V XRP
6-Tool Combo Kit
DCK655X

18V XRP Ni-Cad 2.4 A-H battery operated tools include: 6½" circular saw, ¼" compact impacting screwdriver, cut-off tool and flexible floodlight.

Standard equipment: 18V XRP tools: ½" hammerdrill (DCD950), recip saw (DC385), 6½" circular saw (DC390), ¼" compact impacting screwdriver (DC825), cut-off tool (DC411), flexible floodlight (DW919), two 18V XRP Ni-Cad 2.4 A-H batteries (DC9096), charger (DW9116), carrying bag. 43.3 lbs. shipping weight.

REGULAR PRICE \$1,209
SPECIAL PRICE \$619

Other Popular 18V and 20V MAX* Combo Packs

DCK450X-18V XRP ½" Hammerdrill (DCD950), Recip Saw (DC385), 6½" Circular Saw (DC390), Flexible Floodlight (DW919), two 18V XRP Ni-Cad 2.4 A-H batteries (DC9096), charger (DW9116), carrying bag **\$489**

DCK475L-18V XRP Li-ion ½" Hammerdrill (DCD970), Recip Saw (DC385), ¼" Impacting Screwdriver (DC827), Flexible Floodlight (DW919), two 18V XRP Li-ion 2.4 A-H batteries (DC9180), 1-hour charger (DC9310), carrying bag **\$549**

DCK555X-18V XRP ½" Hammerdrill (DCD950), Recip Saw (DC385), 6½" Circular Saw (DC390), ¼" Compact Impacting Screwdriver (DC825), Flexible Floodlight (DW919), two 18V XRP Ni-Cad 2.4 A-H batteries (DC9096), charger (DW9116), carrying bag **\$565**

DCK955X-18V XRP ½" Hammerdrill (DCD950), Recip Saw (DC385), 6½" Circular Saw (DC390), ¼" Compact Impacting Screwdriver (DC825), Cut-off Tool (DC411), Jig Saw (DC330), ½" Impact Wrench (DW059), Cut-out Tool (DC550), Flexible Floodlight (DW919), two 18V XRP Ni-Cad 2.4 A-H batteries (DC9096), charger (DW9116), carrying bag **\$985**

DCK490L2-20V MAX* Li-ion ½" Hammerdrill (DCD985), Recip Saw (DCS381), ¼" Impacting Screwdriver (DCF885), LED Worklight (DCL040), two 20V MAX* 3.0 A-H batteries (DCB200), charger (DCB101), carrying bag **\$499**

DCK491L2-20V MAX* Li-ion ½" Hammerdrill (DCD985), Recip Saw (DCS381), 6½" Circular Saw (DCS393), LED Worklight (DCL040), two 20V MAX* 3.0 A-H batteries (DCB200), charger (DCB101), carrying bag **\$499**

DCK492L2-20V MAX* Li-ion ½" Hammerdrill (DCD985), ¼" Impacting Screwdriver (DCF885), Premium Recip Saw (DCS380), LED Worklight (DCL040), two 20V MAX* 3.0 A-H batteries (DCB200), charger (DCB101), carrying bag **\$519**



20V MAX* L-ion
¼" Hex Drywall Screwgun
¼" Impacting Screwdriver
Combo Kit; DCK262M2

20V MAX* Li-ion 4.0 A-H battery operated tools include drywall screwgun and ¼" hex impacting screwdriver.

Standard equipment: 20V MAX* Li-ion ¼" hex drive Brushless Drywall Screwgun (DCF620) and 20V MAX* Brushless ¼" hex Impacting Screwdriver, two 20V MAX* 4.0 A-H batteries (DCB204), charger (DCB101), carrying bag. Shipping wt. 13 lbs.

REGULAR PRICE \$664
SPECIAL PRICE \$349



20V MAX* COMBO PACKS

20V MAX* Li-ion 1/2" Hammerdrill 1/4" Impacting Driver Combo Kit DCK290L2



20V MAX* Li-ion 3.0 A-H battery operated tools include 1/2" hammerdrill and 1/4" impacting screwdriver.
Standard equipment: 20V MAX* Li-ion 1/2" Hammerdrill (DCD985) and 20V MAX* 1/4" hex Impacting Screwdriver (DCF885), two 20V MAX* 3.0 A-H batteries (DCB200), charger (DCB101), carrying bag.
Specifications: DCD985: 0-600, 0-1,250, 0-2,000 RPM no-load speed, 0-34,000 BPM in max speed, 535 max watts out, LED light, tool wt 4.6 lbs. DCF885: 1/4" hex drive, 0-2,800 RPM no-load speed, 0-3,200 BPM, max torque 1,400 in-lbs, 3 LED lights, tool wt 3.4 lbs.

CALL FOR HOT PRICE!

DCK296M2 20V MAX* Li-ion Combo Kit 1/2" Hammerdrill 1/4" Impacting Driver DCK296M2-4.0 A-H DCK296P2-5.0 A-H



20V MAX* Li-ion battery operated tools include 1/2" Brushless Hammerdrill and 1/4" Brushless Impacting Screwdriver.
Standard equipment: 20V MAX* Li-ion 1/2" Brushless Hammerdrill (DCD995), 20V MAX* Li-ion 1/4" Brushless Impacting Screwdriver (DCF886), two 20V MAX* 4.0 A-H (DCB204) or 5.0 A-H (DCB205) batteries, charger (DCB101), carrying bag.
Specifications: DCD995: 0-450, 0-1,300 or 0-2,000 RPM no-load speed, 0-34,000 BPM in max speed, 650 max watts out, LED light, tool wt. 4.7 lbs. DCF886: 1/4" hex drive, 0-2,800 RPM no-load speed, 0-3,200 BPM, max torque 1,500 in-lbs., LED light, tool wt. 2.9 lbs. Shipping weight of DCK296M2 11.6 lbs., DCK296P2 14.0 lbs.

CALL FOR HOT PRICE!



20V MAX* Li-ion 1/4" Impacting Driver Recip Saw Combo Kit DCK298L2

20V MAX* Li-ion 3.0 A-H battery operated tools include 1/4" impacting screwdriver and reciprocating saw.
Standard equipment: 20V MAX* Li-ion 1/4" hex Impacting Screwdriver (DCF885) and 20V MAX* Li-ion Reciprocating Saw (DCS380), two 20V MAX* 3.0 A-H batteries (DCB200), charger (DCB101), carrying bag. Shipping wt. 18.9 lbs.

REGULAR PRICE \$633
SPECIAL PRICE \$335
6+ MIX OR MATCH \$315



20V MAX* Li-ion 1/2" Hammerdrill Reciprocating Saw Combo Kit DCK292L2

20V MAX* Li-ion 3.0 A-H battery operated tools include 1/2" hammerdrill and reciprocating saw.
Standard equipment: 20V MAX* Li-ion 1/2" Hammerdrill (DCD985) and 20V MAX* Li-ion Reciprocating Saw (DCS380), two 20V MAX* 3.0 A-H batteries (DCB200), charger (DCB101), carrying bag. Shipping wt. 16.0 lbs.

REGULAR PRICE \$672
SPECIAL PRICE \$349



20V MAX* Li-ion 1/2" Drill/Driver 1/4" Impacting Driver Combo Kit DCK280C2

20V MAX* Li-ion 1.5 A-H battery operated tools include 1/2" drill/driver and 1/4" impacting screwdriver.
Standard equipment: 20V MAX* Li-ion 1/2" Drill/Driver (DCD780) and 20V MAX* Li-ion 1/4" Impacting Screwdriver (DCF885), two 20V MAX* 1.5 A-H batteries (DCB201), charger (DCB101), carrying bag. Shipping wt. 11.0 lbs.

REGULAR PRICE \$485
SPECIAL PRICE \$229



20V MAX* Li-ion 1/2" Drill/Driver 1/4" Impacting Driver Combo Kit DCK281D2

20V MAX* Li-ion 2.0 A-H battery operated tools include 1/2" Brushless Impacting Screwdriver and 1/4" Brushless Drill/Driver.
Standard equipment: 20V MAX* Li-ion 1/4" Brushless Impacting Screwdriver (DCF886) and 20V MAX* Li-ion 1/2" Brushless Drill/Driver (DCD790), two 20V MAX* 2.0 A-H batteries (DCB203), charger (DCB101), carrying bag. Both tools have LED light. Shipping wt 11.1 lbs.

REGULAR PRICE \$543
SPECIAL PRICE \$279



20V MAX* Li-ion 1/2" Hammerdrill 1/4" Impacting Driver Combo Kit, DCK286D2

20V MAX* Li-ion 2.0 A-H battery operated tools include 1/2" Brushless Impacting Screwdriver and Brushless 1/2" Hammerdrill.
Standard equipment: 20V MAX* Li-ion 1/4" Brushless Impacting Screwdriver (DCF886), 20V MAX* Li-ion Brushless 1/2" Hammerdrill (DCD795), two 20V MAX* 2.0 A-H batteries (DCB203), charger (DCB101), carrying bag. Both tools have LED light. Shipping weight 11.2 lbs.

REGULAR PRICE \$579
SPECIAL PRICE \$299



20V MAX* Li-ion 5-Tool Combo Kit DCK590L2

20V MAX* Li-ion 3.0 A-H battery operated tools include 1/2" hammerdrill, 1/4" impacting screwdriver, reciprocating saw, 6 1/2" circular saw and LED work light.
Standard equipment: 20V MAX* Li-ion 1/2" Hammerdrill (DCD985), 20V MAX* 1/4" hex Impacting Screwdriver (DCF885), Reciprocating Saw (DCS381), 6 1/2" Circular Saw (DCS393), LED Work Light (DCL040), two 20V MAX* 3.0 A-H batteries (DCB200), charger (DCB101), carrying bag. Shipping wt. 29.9 lbs.

REGULAR PRICE \$1,127
SPECIAL PRICE \$579



20V MAX* Li-ion 5-Tool Combo Kit DCK592L2

20V MAX* Li-ion 3.0 A-H battery operated tools include 1/2" hammerdrill, 1/4" impacting screwdriver, premium reciprocating saw with 4-position keyless blade clamp, premium 6 1/2" circular saw with light weight magnesium shoe and LED work light.
Standard equipment: 20V MAX* Li-ion 1/2" Hammerdrill (DCD985), 20V MAX* 1/4" hex Impacting Screwdriver (DCF885), Premium Reciprocating Saw (DCS380), Premium 6 1/2" Circular Saw (DCS391), LED Work Light (DCL040), two 20V MAX* 3.0 A-H batteries (DCB200), charger (DCB101), carrying bag. Shipping wt. 29.9 lbs.

REGULAR PRICE \$1,127
SPECIAL PRICE \$599



20V MAX* Li-ion 1/4" Impacting Screwdriver w/Extra Bare Tool DCF885M2X or DCF887M2X

1/4" hex Impacting Screwdriver kit with an extra bare tool packed separately.
Standard equipment: two 20V MAX* 4.0 A-H batteries (DCB204), charger (DCB101), belt hook, carrying case. The DCF885M2X is single speed and comes with an extra DCF885B bare tool. The DCF887M2X has a 3-speed brushless motor and comes with an extra DCF886B bare tool (single speed, brushless motor).

See page 20 for specifications of the individual tools. Shipping wt 12.5 lbs.

CALL FOR HOT PRICE!

WOOD WORKING & LASERS

12" Double Bevel Sliding Compound Miter Saw DWS780



Cross cut positioning system provides better accuracy and visibility of cut line. Miters 60° to the right and 50° to the left with 10 positive stops. Dust collection system. Includes carbide blade, blade wrench, dust bag, vertical material clamp.

Capacities: at 90° cross-cut and 45° bevel: 2" x 16" with back fence; at 45° miter: 2" x 12"; 7/8" crown molding.

Specifications: 15.0-amps (120V, AC only), 3,800 RPM no-load speed, 5/8" or 1" arbor, 56 lbs. tool wt., 66 lbs. shipping wt.

REGULAR PRICE \$1,163

SPECIAL PRICE \$599

MITER SAW STAND (DWX723) \$179

12" Compound Miter Saw DW715



Precision miters 0-50° left and right with 11 positive stops. Bevels 0-48° to the left and 0-3° to the right with bevel stops at 0°, 33.9°, 45° and 48°. Includes carbide blade, blade wrench, extension kit, and dust bag.

Capacities: at 90° cross-cut: 4" x 6" (max height), 2" x 8" (max width); at 45° bevel: 2" x 8", at 45° miter: 4" x 4" (max height), 2" x 6" (max width); 6 1/2" crown molding lying flat.

Specifications: 15.0-amps (120V, AC only), 4,000 RPM no-load speed, 5/8" or 1" arbor, 42 lbs. tool wt., 49 lbs. shipping wt.

REGULAR PRICE \$582

SPECIAL PRICE \$269

10" COMPOUND MITER SAW (DW713) \$219

MITER SAW STAND (DWX723) \$179

12" Double Bevel Compound Miter Saw, DW716



0-48° bevel left and right with bevel stops at 0°, 33.9°, 45° and 48° each way. Precision miters 0-50° left and right with 11 positive stops. Includes carbide blade, blade wrench and dust bag.

Capacities: at 90° cross-cut and at 45° left and right bevel: 2" x 10" with back fence; at 45° miter: 4" x 6" (max height), 2" x 8" (max width); 6 1/2" crown molding lying flat.

Specifications: 15-amps (120V, AC only), 3,600 RPM no-load, 5/8" or 1" arbor, 44 lbs. tool wt., 49 lbs. shipping wt.

REGULAR PRICE \$700

SPECIAL PRICE \$349

MITER SAW STAND (DWX723) \$179

20V MAX* 7 1/4" Sliding Miter Saw DCS361M1



Miters 48° right and left with 11 positive stops. Bevels 48° to the left and 3° to the right. Includes 20V MAX* battery (DCB204), charger (DCB112), 7/8" carbide blade, blade wrench, material clamp, LED light, and dust bag.

Capacities: at 90° cross-cut: 2"x8"; at 45° bevel: 1.5"x8"; at 45° miter: 2" max height and 5.5" max width; 3/4" crown molding.

Specifications: 20V MAX*, 3,750 RPM no-load speed, 5/8" arbor, 31.6 lbs. tool wt, 38.1 lbs shipping wt.

REGULAR PRICE \$759

SPECIAL PRICE \$399



Oscillating Multi-Tool DWE315K

3.0-amp motor. Variable speed. QUICK-CHANGE™ Accessory System. Universal Accessory Adaptor for use with most accessory brands. LED Light.

Standard equipment: 29-piece cutting and sanding attachment accessory kit, universal accessory adaptor, carrying bag.

Specifications: 3.0-amps (120V, AC only), 0-22,000 oscillations per minute, tool wt. 3.1 lbs., shipping wt. 7.3 lbs.

REGULAR PRICE \$292

SPECIAL PRICE \$159



Belt Sanders No. 352VS-3" x 21" No. 362V-4" x 24"

Variable speed. Designed for flush sanding up to vertical surfaces. Dust bag swivels 360°. Fingertip belt-tracking knob. Quick release belt-change lever. Includes sanding belt and dust bag assembly. (We stock sanding belts).

Specifications: 352VS 8.0-amps, 362V 12.0-amps, (120V, AC only), 352VS 850-1,300 SFPM VS, 362V 1,000-1,500 SFPM VS, tool wt. 10.8 lbs. (352VS), 15.5 lbs. (362V).

REGULAR PRICE \$329 \$489

SPECIAL PRICE \$179 \$273

6+ MIX OR MATCH \$169 \$257



Heat Gun D26950

Built-in overload protection. Variable temperature control allows for adjustment of the heat settings.

Standard equipment: Cone nozzle, fishtail surface nozzle, hang ring, kickstand support, 10 foot power cord.

Specifications: 13-amps (120V, AC), CFM 16 max, 120-1,100°F temp range, weight 2.1 lbs.

REGULAR PRICE \$125

SPECIAL PRICE \$66



PRAZI BEAM CUTTER

#PR-2700 12" cutting capacity — \$195

Fits 99% of all 7 1/4" circular saws

#PR-7000 12" cutting capacity — \$195

Fits SKIL or BOSCH 7 1/4" and 8 1/4" worm drive saws
SAW NOT INCLUDED



ToughSystem™ Storage

Durable 4mm thick structural foam box wall gives robust strength. Integrated water seal. Metal carrier with adjustable foldable brackets allows tailored configuration. Music Player + Charger is stackable and cart compatible, runs on AC power, 12V MAX* or 20V MAX* batteries, and charges 12V MAX* and 20V MAX* batteries. Connectivity to Bluetooth®, 3.5mm auxiliary input, 5V/1A USB charger.

Description	Capacity	LxWxH	Price
DS150C Case	66 lbs.	21"x13"x6"	\$ 43
DS300C Case	88 lbs.	21"x13"x12"	48
DS400C Case	110 lbs.	21"x14"x15"	55
DSCarrier		26"x9"x37"	167
DST38000	63 gal.	38"x23"x24"	89
Mobile Chest			
DST08810 Music Player + Charger			219



3 Beam Laser Pointer DW083K

Self-leveling point laser accurate to +/- 1/4" at 100 ft. Focused laser beam keeps dot size small over longer distances for improved accuracy and visibility. Indoor visibility range 100'. Built-in magnetic pivoting bracket. Overmolded housing for durability. Operates off of 4 "AA" batteries (included).

REGULAR PRICE \$272

SPECIAL PRICE \$179



Self-Leveling Line Laser DW089K DW088K/LR/LG

Accurate to +/- 1/8" at 30 ft. Self-leveling range 5°. Indoor visibility range 50 ft except DW088LG has 100 ft. range. One button operation. Magnetic bracket.

DW089K is a 3 beam line laser to aid in 90° layout. 2x brighter diode to increase visibility. Operates off of 4 "AA" batteries (included). **\$299**

The DW088 series is a cross line laser. Red beam except DW088LG is green beam. DW088K operates on 3 "AA" batteries (included). DW088LR operates on 4 "AA" batteries (included) or 12V MAX* battery (not included). DW088LG operates on 12V MAX* battery (included). Charger included. 100' indoor range. **\$349**




Self-Leveling Rotary Laser Level, DW079KD

Automatic horizontal and vertical self-leveling with out-of-level shutoff eliminates user error, ensures accuracy, and reduces set up time. Runs on 9.6V to 18V batteries. Wireless remote control for single user operation. Includes a digital laser detector and clamp to assist locating the beam over long distances (2,000 ft.) or in bright light conditions.

Standard equipment: 18V "XRP" battery (9096), 1-hr. charger (DW9116), digital laser detector, target card, laser enhancement glasses, wireless remote control, wall mount, case.

Specifications: 0, 60, 250 and 600 RPM, ±1/8" @ 100' accuracy, ±5° self-leveling range, 200' indoor visibility range.

SPECIAL PRICE \$999



14" Diamond Edge Chop Saw Blade
DW8500

FREE DWE402 or D28402N 4 1/2" grinder with each blade. Diamond Edge provides 100 times the life versus the standard DeWalt chop saw wheel. Advanced brazing technology cuts metal with the speed of a conventional abrasive blade. Steel blade core provides constant cutting depth, capacity and stability of a solid core and the exposed diamond matrix allows the blade to cut concrete, plastic, fiberglass, rubber, non-ferrous metals and other soft materials without loading. 1" arbor.

SPECIAL PRICE CALL



14" Chop Saw
D28710

Cutting capacity: 5" round, 4" x 7 5/8" rectangular. 45° pivoting fence for fast and accurate angle cuts. Spindle lock. Quick-lock vise allows fast clamping of material.

Standard equipment: Abrasive wheel and wrench.

Specifications: 15.0-amps (120V, AC/DC), 3,800 RPM no-load speed, 4.0 HP motor, 1" arbor, 37 lbs. tool wt., 45 lbs. shipping wt.

REGULAR PRICE \$332
SPECIAL PRICE \$159



14" Chop Saw
D28715

Large cutting capacity: 5" round, 4 1/2" x 6 1/2" rectangular. Quick-Change keyless blade change system. 45° adjustable fence. Adjustable spark guard. Quick-lock vise.

Standard equipment: Abrasive wheel, fence wrench, and tool free flange system.

Specifications: 15.0-amps (120V, AC/DC), 4,000 RPM no-load speed, 5.5 HP motor, 1" arbor, 39 lbs. tool wt., 44 lbs. shipping wt.

REGULAR PRICE \$368
SPECIAL PRICE \$199




14" Metal Cutting Saw
DW872

Plus, **FREE** 4 1/2" grinder either D28402N (paddle switch without lock-on) or DWE4120 (paddle switch with lock-on). Cuts pipe, rod, Uni-Strut™, angle iron and more. 14" 70 tooth blade provides virtually burr-free cuts. 45° tool-free pivoting fence. Designed for use with Slasher blades.

Standard equipment: 14" carbide blade, wrench and vertical clamp.

Specifications: 15.0-amps (120V, AC/DC), 1,300 RPM no-load speed, 4.0 HP motor, 1" arbor, 47 lbs. tool wt.

REGULAR PRICE \$928
SPECIAL PRICE \$459
FOR BLADES, SEE PAGE 44



Cut-Off Machine
D28754 – 12"
D28755 – 14"

Blade rotation throws sparks and debris away from the operator and helps prevent "climbing" in the cut. Epoxy coated field and armature. Each tool includes spindle nut wrench and two abrasive discs (one for masonry, one for ferrous metals).

Specifications: D28754: 15.0-amps (120V, AC/DC), 5,000 RPM no-load speed; D28755: 15-amps (120V, AC only), 4,300 RPM no-load; 5.3 HP motor, 1" arbor, 24.7 lbs. tool wt.

	D28754	D28755
Regular Price	\$807	\$995
Special Price	456	563
6+ MIX OR MATCH	429	529



Die Grinders
DWE4887/DWE4887N – 1 1/2"

Paddle switch. Order with (DWE4887) or without (DWE4887N) lock on switch. 3/8" collet. 4.2-amps (120V, AC/DC), 25,000 no-load speed, 14" O/A length, tool wt. 3.7 lbs.

DW888 – 2"

Trigger switch with lock on. 3/8" collet. 5.0-amps (120V, AC/DC), 19,000 RPM no-load speed, spindle thread 3/8" collet and 1/8" sleeve, 19.2" O/A length, tool wt. 7.5 lbs.

	DWE4887/N	DW888
Regular Price	\$276	\$431
Special Price	139	239
8 PIECE CARBIDE BUR SET (DDBURK8)	\$99.95	



HEPA Vacuums

DCV581H - 2 gal. HEPA Wet/dry Vac powered by 18V or 20V MAX* battery (not included) or 120V AC. Reusable filter traps dust with 99.97% efficiency at 1 micron. 5' crush resistant hose.

DWV012 (10 gal) or **DWV010** (8 gal) - HEPA Dust Extractor Vacuum powered by 15-amp motor. Variable suction control with Automatic Filter Clean for continuous operation. 15' kink resistant hose. Two HEPA filters included.

DCV581H	DWV010	DWV012
\$115	\$369	\$529



2" 2-Speed Magnetic Drill Press
DWE1622K

10-amp motor with overload protection. Quick Change Chuck system allows tool free change between 3/4" Weldon Shank and 1/2" keyed chuck. Handle and coolant bottle can be placed on either side of tool.

Standard equipment: Magnetic coolant tank, safety chain, adjustment tools, kit box.

Specifications: 10-amp motor (120V, AC only), 300 or 450 RPM no-load speed, 3/2" twist bit or 2" annular cutter capacity. 4 3/8" length of travel.

REGULAR PRICE \$1,560
SPECIAL PRICE \$699

CLOSEOUT!
Limited to stock on hand!

- Drive Socket Accessory Kits**
- DW2153 34-pc. Impact Ready Set **\$24**
 - DW2163 37-pc. Impact Ready Set **16**
 - DW2169 38-pc. Impact Ready Set **26**
 - DWPVTDRMagnetic Pivoting Nut Driver Set **15**

- 3/8" Hex Shank Pilot Point Drill Bits**
- DD5008B6 3/8" Drill Bit 6 Pack **\$15**
 - DD5009B6 3/8" Drill Bit 6 Pack **15**
 - DD5010B6 3/8" Drill Bit 6 Pack **15**
 - DD5011B6 3/8" Drill Bit 6 Pack **15**
 - DD5012B6 3/8" Drill Bit 6 Pack **18**
 - DD5013B6 3/8" Drill Bit 6 Pack **18**
 - DD5014B6 3/8" Drill Bit 6 Pack **18**
 - DD5015B6 3/8" Drill Bit 6 Pack **21**
 - DD5016B6 3/8" Drill Bit 6 Pack **21**
 - DD5018B3 3/8" Drill Bit 3 Pack **12**
 - DD5020B3 3/8" Drill Bit 3 Pack **15**
 - DD5022B3 3/8" Drill Bit 3 Pack **15**
 - DD5024B3 3/8" Drill Bit 3 Pack **15**
 - DD5028B3 3/8" Drill Bit 3 Pack **21**
 - DD5032B3 3/8" Drill Bit 3 Pack **27**



Bench Grinders
DW756-6" DW758-8"

Durable cast iron motor housing with rear exhaust ports. Comes with 36 and 60 grit wheels, eye shields, spark deflectors, tool rests, adjusting wrench.

	DW756	DW758
Wheel size	6"	8"
AMPS (120V, AC only)	4.0	4.2
Horsepower	3/4	3/4
RPM no-load speed	3,450	3,600
Spindle diameter	1/2"	5/8"
Tool wt.	28.5 lbs.	39.5 lbs.
Regular Price	\$174	\$238
Special Price	\$97	\$132



120V/20V MAX* USB Power Source
DCB090

USB Power Source can charge up to two small USB compatible electronic devices off your 12V or 20V MAX* battery when AC power is not available. Lights indicate when unit is powered on and ready to charge devices. Lights also indicate the power remaining in the connected battery pack. Photo above includes battery which must be purchased separately.

REGULAR PRICE \$53.50
SPECIAL PRICE \$29.97



Right Angle Attachment
DWARA100

Attach this right angle attachment to your DeWalt impact driver and drive screws and holes in tight, hard to reach spaces previously inaccessible. Floating magnet secures fasteners. Can be used for bit tips, nutdrivers, impact hole saws, and spade bits.

12" Right Angle Flex Shaft
DWARAFS

Rapid Load head for easy bit changes. 3/8" hex shank. 90° head and flexible shaft reaches tight spaces. Fasteners supported by magnet.

\$22.95
\$29.95

**18V Combo Kit
No. 2697-22**

FREE 32-piece impacting screwdriver accessory kit (ME32) – a \$25 value.

Standard equipment: 2607 ½" hammerdrill/drill with 500 in-lbs max torque, 0-400 or 0-1,800 RPM VSR, 0-29,000 BPM, LED light, 7¾" tool length, 4.4 lbs tool wt. AND

2656 ¼" hex impacting screwdriver with 1,500 in-lbs max torque, 0-2,750 RPM VSR, 0-3,450 IPM, LED light, 5½" long, 3.5 lbs tool wt, two 18V XC (3.0 A-H) lithium-ion batteries (48-11-1828), charger (48-59-1801), carrying case. Shipping wt. 13.7 lbs.

**REGULAR PRICE \$665
SPECIAL PRICE \$259**



**18V Compact Combo Kit
No. 2691-22**

Fuel gauge on all M18 batteries. Both tools have a built-in LED light.

Standard equipment: 2606 ½" compact drill with 500 in-lbs max torque, 0-400 or 0-1,800 RPM VSR, ¼" ratcheting single-sleeve chuck, 21 clutch settings, 7¾" tool length, 2.9 lbs. tool wt. AND 2656 ¼" hex impacting screwdriver with 1,500 in-lbs max torque, 0-2,750 RPM VSR, 0-3,450 IPM, 5½" tool length, 3.1 lbs. tool wt, two 18V (1.5 A-H) lithium-ion batteries (48-11-1815), charger (48-59-1812), carrying case. Shipping wt. 14 lbs.

**REGULAR PRICE \$432.00
SPECIAL PRICE \$191.40
6+ MIX OR MATCH \$179.90**



**18V Caulking Gun
No. 2641-21CT**

Dispenses 10 oz. caulk tubes. To dispense 20 oz. sausage packs (only) then order 2642-21CT.

Standard equipment: One 18V red lithium-ion battery (48-11-1815), charger.

Specifications: 6 setting dial speed, variable speed, 0-21 IPM, 950 lbs. of pushing force, expels 220 tubes per charge, 5.8 lbs. tool wt, 6.4 lbs. shipping wt.

	10 oz. Tubes	20 oz. Sausage Packs
REGULAR PRICE	\$472	\$511
SPECIAL PRICE	\$272	\$303
6+ MIX OR MATCH	\$255	\$285



**18V Combo Kit
No. 2797-22**

FREE 32-pc impacting screwdriver accessory kit (ME32) – a \$25 value.

Standard equipment: #2604 ½" hammer drill/driver with 725 in-lbs. peak torque, 0-550 or 0-1,850 RPM, 0-31,450 BPM, LED light, 8.1" long.

2653 ¼" hex impacting screwdriver with three modes for RPM: 0-850 or 0-2,100 or 0-2,900 RPM and three modes for torque: 200 in-lbs. or 700 in-lbs or 1,600 in-lbs max torque, 0-3,600 IPM, LED light, 5½" long. Two 18V (4.0 A-H) redlithium XC batteries (48-11-1840), charger (48-59-1812), carrying case. 13.5 lbs. shipping wt.

**REGULAR PRICE \$722
SPECIAL PRICE \$285**



**18V Fuel™
¼" Hex
Impacting
Screwdriver
ONE-KEY™
No. 2757-22**

INTEGRATED TOOL TRACKING Brushless motor. Fuel™. ONE-KEY™ enabled; allows unlimited customization and control of output speed and power.

Standard equipment: Two 18V 5.0 A-H redlithium batteries (48-11-1850), charger (48-59-1812), belt clip, bit holder, carrying case.

Specifications: 0-3,000 RPM, 0-3,700 IPM 0-1,800 in-lbs max torque, 5½" length, 3.6 lbs tool wt, 11.19 lbs shipping wt.

**REGULAR PRICE \$635
SPECIAL PRICE \$332
6+ MIX OR MATCH \$312**



**18V Combo Kit
with ONE-KEY™
No. 2796-22**

INTEGRATED TOOL TRACKING 2-pc kit includes #2706 hammer drill and #2757 ¼" hex impacting screwdriver. Both have brushless motors. Fuel™. ONE-KEY™ enabled.

Standard equipment: #2706 ½" hammer drill with 1,200 in-lbs max torque, 0-550/0-2,000 RPM, 32,000 BPM, 3.4 lbs tool wt AND

#2757 ¼" hex impacting screwdriver with 0-1,800 in-lbs max torque, 0-3,000 RPM, 0-3,700 IPM, 2.1 lbs tool wt without battery.

Two 18V 5.0 A-H redlithium batteries (48-11-1850), charger (48-59-1812), 2 belt clips, 2 bit holders, side handle, carry case 18.48 lbs shipping wt.

**REGULAR PRICE \$908
SPECIAL PRICE \$477**



**18V 4-Pack Combo Kit
No. 2696-24**

Standard equipment: 2607 ½" hammerdrill/drill with 500 in-lbs max torque, 0-400 or 0-1,800 RPM VSR, 0-29,000 BPM, LED light, 7¾" tool length, 4.4 lbs tool wt AND

2621 Sawzall, 0-3,200 SPM, 1¼" stroke, up to 30 cuts of 2" x 12" lumber per charge, 18" long, 7.9 lbs. tool wt. AND

2656 ¼" hex impacting screwdriver with 1,500 in-lbs max torque, 0-2,750 RPM VSR, 0-3,450 IPM, LED light, 5½" long, 3.5 lbs tool wt AND

2735-20 flashlight, two 18V XC (3.0 A-H) lithium-ion batteries (48-11-1828), charger (48-59-1801), blade, contractor bag. Shipping wt 23.7 lbs.

**REGULAR PRICE \$774
SPECIAL PRICE \$385**



**18V Fuel
¼" Hex
Impacting
Screwdriver
No. 2753-22**

Standard equipment: Two 18V 5.0 A-H lithium-ion batteries (48-11-1850) charger (48-59-1812), belt clip, bit holder, carrying case.

Specifications: 0-3,000 RPM, 0-3,700 IPM, 0-1,800 in-lbs torque, 3.9 lbs tool wt with battery, 12.39 lbs shipping wt.

**REGULAR PRICE \$528
SPECIAL PRICE \$305
6+ MIX OR MATCH \$287**



**M18 Fuel 4-Pack Combo Kit
No. 2796-24**

Standard equipment: 2604 ½" Hammerdrill with 725 in-lbs. max torque, 0-550 or 0-1,850 RPM VSR, 0-31,450 BPM, LED light, 8.1" long, 5.0 lbs. tool wt. AND

2720 Sawzall 0-3,000 SPM, 1¼" stroke, 17¾" long, 7.4 lbs. tool wt. AND

2653 ¼" hex impacting screwdriver with 1,600 in-lbs. max torque, 0-2,900 RPM VSR, 0-3,600 IPM, LED light, 5½" long, 3.6 lbs. tool wt. AND

2735 LED work light 135° rotating head WITH two 18V (4.0 A-H) Redlithium™ XC batteries (48-11-1840), charger (48-59-1812), contractor bag. Shipping wt. 21.56 lbs.

**REGULAR PRICE \$1,142
SPECIAL PRICE \$585**



Batteries & Chargers

Part #	Battery	Price
48-11-2420	12V (2.0 A-H) Lithium-ion	\$44
48-11-2440	12V (4.0 A-H) Lithium-ion	69
48-11-2230	18V (2.4 A-H) Ni-Cad	69
48-11-1815	M18 (1.5 A-H) Lithium-ion	44
48-11-1820	18V (2.0 A-H) Lithium-ion	65
48-11-1828	M18 XC (3.0 A-H) Lithium-ion	92
48-11-1840	18V (4.0 A-H) Lithium-ion	79
48-11-1850	18V (5.0 A-H) Lithium-ion	89
48-11-2830	M28 (2.8 A-H) Lithium-ion	129
Part #	Charger	Price
48-59-2401	M12 Charger	\$39
48-59-1812	M12/M18 Charger	47
48-59-1808	M12/M18 Fast Charger	63
48-59-1806	M18 6-Bay Charger	90
48-59-1807	Multi-bay Charger	153
48-59-2819	M28 & V28 Charger	44

18V BARE TOOL

PART #	DESCRIPTION	PRICE
0884-20	Blower	\$ 76
2606-20	Compact Drill	90
2607-20	Hammer Drill	108
2620-20	Sawzall (Closeout. Only 92 on hand)	79
2625-20	Hackzall	90
2629-20	35 3/8" Bandsaw	208
2630-20	6 1/2" Circ. Saw	108
2645-20	Jigsaw	118
2658-20	3/4" Sq Dr Impact	108
2659-20	1/2" Sq Dr Impact	108
2662-20	1/2" Sq Dr Impact	154
2663-20	Ditto But Hog Ring	154
2664-20	3/4" Sq Dr Impact	218
2680-20	4 1/2" Grinder	108
2682-20	Metal Cutter	136
2704-20	FUEL Hammer Drill	136
2720-20	FUEL Sawzall	177
2731-20	FUEL 7 1/4" Circ. Saw	203
2753-20	FUEL Imp-Driver	118
2762-20	FUEL 1/2" Sq Dr Impact	194
2780-20	FUEL 4 1/2" Grinder	149
2790-20	Radio (discontinued)	89



M18 Compact Blower No. 0884-20

Generates 160 MPH to blow metal shavings off of a metal roof - 100's of other uses. Lock-on switch reduces user fatigue. Includes universal inflator/deflator for easy set-up and take-down of most inflatable products. 9" extension to reduce operator's need to bend or reach. 3-speed electronic switch and a variable speed trigger. Works with any Milwaukee M18 battery.

Standard equipment: 9" extension nozzle, universal inflator/deflator, NO batteries.

Specifications: Max air flow: up to 100 CFM (160 MPH), 20 1/2" long, 2.6 lbs. tool wt, 3.6 lbs. shipping wt.

REGULAR PRICE \$168
SPECIAL PRICE \$76

18V LED Lantern/Flood Light No. 2363-20



Features 180°-360° adjustable beam. The light also includes a high power 2.1A USB port to charge tablets, smart phones, MP3 players and such. Produces over 700 lumens.

Specifications: 700 lumens, 11.5" tall, 1.2 lbs tool wt, 1.6 lbs shipping wt.

REGULAR PRICE \$125.00
SPECIAL PRICE \$73.40
6+ MIX OR MATCH \$69.00



18V Jobsite Radio No. 2890-20

High performance audio system. Digital AM/FM tuner with 10 station presets. 2.1A USB charger. 3.5mm aux in port for wired playback (cable included). 10.34 lbs tool wt, 11.66 lbs shipping wt.

REGULAR PRICE \$195.00
SPECIAL PRICE \$115.80
6+ MIX OR MATCH \$108.85



18V 1/2" Sq Dr Impact Wrench No. 2755-22

Brushless motor. 210 ft-lbs. of torque. Detent pin.
Standard equipment: Two 18V (4.0 A-H) Redlithium XC batteries (48-11-1840), charger (48-59-1801), carrying case.

Specifications: 0-2,400 RPM no-load VSR, 0-3,100 IPM, 210 ft-lbs. max torque, 6" long, 3.9 lbs. tool wt., 10.5 lbs. shipping wt.

REGULAR PRICE \$595
SPECIAL PRICE \$335
6+ MIX OR MATCH \$315



18V Fuel™ 1/2" Sq Dr Impact Wrench No. 2759-22

INTEGRATED TOOL TRACKING Brushless motor. Fuel™ ONE-KEY™. With detent pin retention system.

Standard equipment: Two 18V 5.0 A-H Redlithium batteries (48-11-1850), charger (48-59-1812), belt clip, carrying case.

Specifications: 0-2,500 RPM, 0-3,200 IPM, 0-220 ft-lbs max torque, 4.1 lbs. tool wt, 11.6 lbs shipping wt.

REGULAR PRICE \$690
SPECIAL PRICE \$359
6+ MIX OR MATCH \$338



M18 Fuel 1/2" Sq Dr High Torque Impact Wrench No. 2762-22

Delivers up to 600 ft-lbs. of torque. Detent pin.

Standard equipment: Two 18V (4.0 A-H) Redlithium™ XC batteries (48-11-1840), charger (48-59-1812), carrying case.

Specifications: 0-1,200 or 0-1,700 RPM, 0-2,300 BPM, 350 ft-lbs. or 600 ft-lbs. max torque, 5.5 lbs. tool wt. w/o battery, 15.0 lbs. shipping wt.

REGULAR PRICE \$755
SPECIAL PRICE \$422
6+ MIX OR MATCH \$397



1/2" Impact Wrench No. 9070-20

Detent pin socket retention. Strictly limited to stock on hand.

Specifications: 7.0-amps (120V, AC/DC), 1,800 RPM no-load VSR, 2,600 IPM, 300 ft.-lbs. max torque, 6.0 lbs. tool wt., 7.3 lbs. shipping wt.

REGULAR PRICE \$330.00
SPECIAL PRICE \$127.50
6+ MIX OR MATCH \$119.85
VARIABLE SPEED (9072-20) ADD \$60
3/4" SQ. DR. (9075-20) ADD \$135



18V 1/2" Sq Dr Impact Wrench No. 2662-22

Delivers 450 ft-lbs. of torque. Detent pin.
Standard equipment: Two 18V XC (2.8 A-H) lithium-ion batteries (48-11-1828), charger (48-49-1801), carrying case.

Specifications: 0-1,900 RPM no-load VSR, 0-2,200 IPM, 450 ft-lbs. max torque, 8 3/4" long, 6.7 lbs. tool wt., 13.9 lbs. shipping wt.

REGULAR PRICE \$703
SPECIAL PRICE \$366
6+ MIX OR MATCH \$344

SAME TOOL BUT HOG RING INSTEAD OF DETENT PIN (2663-22) ADD \$20



18V 3/4" Sq Dr Impact Wrench No. 2664-22

Delivers 525 ft-lbs. of torque. M18. Hog ring.

Standard equipment: Two 18V XC (2.8 A-H) lithium-ion batteries (48-11-1828), charger (48-59-1801), carrying case.

Specifications: 0-1,900 RPM no-load VSR, 0-2,200 IPM, 525 ft-lbs. max torque, 9" long, 6.8 lbs. tool wt., 14.05 lbs. shipping wt.

REGULAR PRICE \$832
SPECIAL PRICE \$398



M18 3/4" Sq Dr Impact Wrench No. 2764-22

Delivers 750 ft-lbs. of torque. Provides momentary 1,200 ft-lbs. of bolt-busting torque. Socket is secured on 3/4" anvil via a "friction ring" NOT a detent pin.

Standard equipment: Two 18V (4.0 A-H) Redlithium™ XC batteries (48-11-1840), charger (48-59-1812), carrying case.

Specifications: 0-1,200 or 0-1,700 RPM no-load speed, max torque 750 ft-lbs. or 375 ft-lbs. in mode 2. 7.3 lbs. tool wt, 15.0 lbs. shipping wt.

REGULAR PRICE \$878
SPECIAL PRICE \$489
6+ MIX OR MATCH \$460



18V 4-Pack Combo Kit No. 2694-24

M18 batteries have a built-in fuel gauge.

Standard equipment: 2602 1/2" hammerdrill/drill with 525 in-lbs max torque, 0-450 or 0-1,700 RPM VSR, 0-29,000 BPM, LED light, 8 1/2" tool length, 4.4 lbs tool wt AND

2620 Sawzall, 0-3,200 SPM, 1" stroke, up to 30 cuts of 2" x 12" lumber per charge, 17 3/4" long, 7.9 lbs. tool wt. AND
2630 6 1/2" circular saw, 3,500 RPM, 5/8" arbor, 2 1/2" cutting capacity @ 90° and 1 1/2" @ 45°, 50° bevel capacity, electric brake, 8.5 lbs. tool wt AND
49-24-0171 flashlight, two 18V XC (3.0 A-H) lithium-ion batteries (48-11-1828), charger (48-59-1801), blades, contractor bag. Shipping wt 29.3 lbs.

REGULAR PRICE \$956
SPECIAL PRICE \$478



**1/2" Hammerdrill
No. 5378-20**

Can operate in drill only mode or drill & hammer. Strictly limited to stock on hand.

Standard equipment: Chuck key, depth gauge, side handle.

Specifications: 7.5-amps (120V, AC only), 0-1,350 or 0-2,500 RPM no-load VSR, 0-20,000 or 0-40,000 BPM, 6.0 lbs tool wt, 7.5 lbs. shipping wt.

**REGULAR PRICE \$250.00
SPECIAL PRICE \$89.85
6+ MIX OR MATCH \$84.50**
WITH CASE (5378-21) ADD \$35



**5/8" SDS Rotary Hammer
No. 5263-21**

Very light weight (4.6 lbs.) and compact tool is ideal for drilling 1/2" diameter and smaller holes. Anti-vibration system.

Standard equipment: Side handle, depth rod, carrying case.

Specifications: 5.5-amps (120V, AC only) 0-3,700 RPM no-load VSR, 0-4,400 BPM, 1.5 ft-lbs impact energy, 4.6 lbs. tool wt., 9.03 lbs. shipping wt.

**REGULAR PRICE \$297
SPECIAL PRICE \$159
6+ MIX OR MATCH \$149**



**1 1/8" SDS Rotary Hammer
No. 5268-21**

Variable position chisel stop. 3.6 ft-lbs of impact force. Mechanical clutch. 3-modes: rotary hammer, hammer only, drill only.

Standard equipment: Depth rod, side handle, carrying case.

Specifications: 8.0-amps (120V, AC only), 0-1,500 RPM no-load, 0-5,500 BPM, tool wt 7.5 lbs., shipping wt. 13.1 lbs.

**REGULAR PRICE \$556
SPECIAL PRICE \$286
6+ MIX OR MATCH \$269**



**1 1/16" Spline Rotary Hammer
No. 5316-21**

5.5 ft-lbs. (7.5J) of impact force. CPT - Constant Power Technology. Mechanical clutch. 2-modes: rotary hammer and hammer only.

Standard equipment: Side handle and hard carrying case.

Specifications: 10.5-amps (120V, AC only), 450 RPM, 3,000 BPM, 5.5 ft-lbs. impact energy, 22.85 shipping wt.

**REGULAR PRICE \$705
SPECIAL PRICE \$403
6+ MIX OR MATCH \$379**
SDS-MAX (5317-21) SUBTRACT \$10



**M18 7/8" SDS Hammer
No. 2605-22**

1.4 ft-lbs blow energy. 3-modes of operation: hammer only, drill only or hammerdrill. Anti-vibration system. Digital power management: prevents damage to the tool in harsh jobsite conditions.

Standard equipment: Two 18V (3.0 A-H) Redlithium™ XC batteries (48-11-1828), charger (48-59-1812), depth rod, side handle, carrying case.

Specifications: 0-1,400 RPM no-load speed VSR, 0-4,800 BPM, 1.4 ft-lbs blow energy. 7.2 lbs tool wt. 16.57 lbs shipping wt.

**REGULAR PRICE \$804
SPECIAL PRICE \$433
6+ MIX OR MATCH \$407**
2715-22 Fuel™ add \$100



**18V
1 1/8" SDS Hammer
No. 2715-22**

3.3 ft-lbs blow energy. 3-modes of operation. AVS anti-vibration system. Powerstate™ brushless motor.

Standard equipment: Two 18V 4.0 A-H lithium-ion batteries (48-11-1840), charger (48-59-1812), depth rod, side handle, carrying case.

Specifications: 0-1,350 RPM, 0-5,000 BPM, 3.3 ft-lbs blow energy, 7.7 lbs tool wt, 20.44 lbs shipping wt.

**REGULAR PRICE \$934
SPECIAL PRICE \$529
6+ MIX OR MATCH \$499**




**Heat Gun
No. 8975-6**

Three position rocker switch: off/high/low.

Specifications: 11.6-amps (120V, AC only), max CFM: 14.8, 570°F or 1,000°F air temperatures, 10 1/2" long, 1.8 lbs. tool wt., 2.28 shipping wt.

**REGULAR PRICE \$114.00
SPECIAL PRICE \$69.95
6+ MIX OR MATCH \$65.75**



Snips

Patent pending flush bolt design to prevent hang ups on pouch or cutting material. Cuts up to 18 gauge cold rolled steel. Spring lock mechanism.

PART #	CUTS	COLOR	PRICE
4010	Left	Red/Red	\$12.50
4020	Right	Red/Green	12.50
4030	Straight	Red/Yellow	12.50



**18 Gauge Shear
No. 6852-20**

Cut straight or contour lines in up to 18 ga. flat metal. NOT for use on corrugated metal.

Specifications: 6.8-amps (120V, AC only), 0-2,500 SPM, 4.1 lbs. tool wt, 5.12 lbs. shipping wt.

**REGULAR PRICE \$294.00
SPECIAL PRICE \$189.95
6+ MIX OR MATCH \$178.75**
REPLACEMENT BLADE SET CONTAINS ALL THREE BLADES AND A SPACER BUSHING
1-5 \$53.95 6+ \$49.70



**18 Gauge Shear
No. 2635-22**

Cut straight or contour lines in up to 18 ga. flat metal. NOT for use on corrugated metal.

Standard equipment: Two 18V (3.0 A-H) red lithium XC batteries (48-11-1828), charger (48-59-1812), carrying case.

Specifications: 2,500 SPM, tool wt. 3.9 lbs, shipping wt 10.9 lbs.

**REGULAR PRICE \$726
SPECIAL PRICE \$414
6+ MIX OR MATCH \$389**



**16 Gauge Nibbler
No. 6890**

AC/DC paddle switch. Cutter can be set in 8-positions.

Specifications: 3.8-amps (120V, AC/DC), 1,900 SPM, 1 3/8" smallest cutting radius, cutting capacity: 16 ga. steel, 18 ga. stainless, 4.8 lbs. tool wt., 6.2 lbs. shipping wt.

**REGULAR PRICE \$1,000
SPECIAL PRICE \$599
6+ MIX OR MATCH \$563**



**10 Gauge Nibbler
No. 6880**

Cuts up to 8.75/min. 1.65" starting hole required. AC-DC toggle switch allows for two-handed operation. Cutter can be set in one of 8-positions.

Standard equipment: Allen wrench and side handle.

Specifications: 4.0-amps (120V, AC/DC), 1,000 SPM, 2 1/2" min. cutting radius, 1.65" min. starting hole, cutting capacity: steel 10 ga. and stainless 12 gauge. 7.8 lbs. tool wt, 9.3 lbs. shipping wt.

**REGULAR PRICE \$1,660
SPECIAL PRICE \$995**



12V Impacting Screwdriver No. 2453-22

LED light. Brushless motor.

Standard equipment: Two 12V (2.0 A-H) red lithium batteries (48-11-2420), charger (48-59-2401), carrying case.

Specifications: 0-2,650 RPM no-load VSR, 0-3,550 IPM, 1,200 in.-lbs. peak torque, 6" long, 3.6 lbs. tool wt, 7.65 lbs. shipping wt.

REGULAR PRICE \$299.00
SPECIAL PRICE \$169.95
6+ MIX OR MATCH \$159.75



Depth Sensitive Self-Drilling Screwdriver No. 6790-20

★ See pages 4 and 5 for an additional 17 screw guns ★

Standard equipment: 5/16" socket.

Specifications: 6.5-amps (120V, AC only), 0-2,500 RPM no-load speed VSR, 3.7 lbs. tool wt., 4.5 lbs. shipping wt.

REGULAR PRICE \$230.00
SPECIAL PRICE \$129.75
6+ MIX OR MATCH \$121.95



Adjustable Torque Self-Drilling Screwdriver No. 6780-20

★ See pages 4 and 5 for an additional 17 screw guns ★

Specifications: 6.5-amps (120V, AC only), 0-2,500 RPM no-load VSR, max torque 140 in.-lbs., tool wt. 3.8 lbs., 4.9 lbs. shipping wt.

REGULAR PRICE \$282.00
SPECIAL PRICE \$159.50
6+ MIX OR MATCH \$149.95



Adjustable Clutch Screwdriver No. 6580-20

Specifications: 6.5-amps (120V, AC only), 0-1,200 RPM no-load speed VSR, 3.6 lbs. tool wt, 4.8 lbs. shipping wt.

REGULAR PRICE \$336.00
SPECIAL PRICE \$191.50
6+ MIX OR MATCH \$179.95



1/2" "Magnum" Hole Shooter, No. 0234-6

Magnum exclusive features: quick change brush system, 8" long Quik-Lok power cord and heavy-duty construction.

Standard equipment: Quik-Lok power cord, chuck key, rubber flex key holder and side handle.

Specifications: 5.5-amps (120V, AC only), 0-950 RPM no-load speed VSR, 4.75 lbs. tool weight, 6 lbs. shipping wt.

REGULAR PRICE \$262.00
SPECIAL PRICE \$126.95
6+ MIX OR MATCH \$119.40



3/8" Close Quarter Angle Drill No. 0370-20

This tool replaces the 0375-6. Primary differences are: 1) trigger—the 0370-20 has large textured paddle for added comfort vs small paddle 2) motor housing—the 0370-20 has gear train enclosed in metal housing for greater stability and longer life vs part of clam shell motor housing 3) price—0370-20 costs less.

Specifications: 3.5-amps (120V, AC only), 0-1,300 RPM no-load speed VSR, 55° angled chuck, tool wt (with cord) 3.9 lbs, shipping wt 4.75 lbs.

REGULAR PRICE \$216.00
SPECIAL PRICE \$125.25
6+ MIX OR MATCH \$117.75



1/2" Spade-Handle Drill No. 1660-6 or 1610-1 or 1630-1

Choose 1660-6 for 450 RPM or 1610-1 for 650 RPM or 1630-1 for 1,000 RPM. The 1660-6 are AC/DC. The other two are AC only.

Standard equipment: Handle, chuck key with holder.

Specifications: 12.0-amps (see above for voltage and for RPM), 7.0" long, 11.4 lbs. tool wt., 12.6 lbs. shipping wt..

REGULAR PRICE \$384
SPECIAL PRICE \$219
6+ MIX OR MATCH \$206



1/2" Hole-Hawg® Kit No. 1675-6

Can power up to 4 3/8" selffeed bit in low speed. Drill with up to 1 3/8" selffeed bit in high speed.

Standard equipment: Side handle, chuck key and chuck key holder.

Specifications: 7.5-amps (120V, AC only), 300 or 1200 RPM no-load speed reversible, 11.5 lbs. tool wt., 14.6 lbs. shipping wt.

REGULAR PRICE \$535
SPECIAL PRICE \$303
6+ MIX OR MATCH \$285
 Plus Case (1676-6) Add \$20



Selffeed bits from 1" to 4". Attached shank has 3 milled flats 3/8". Extensions up to 24" are available.

PART #	DIA.	1-5 PRICE	6+ PRICE
48-25-1001	1"	\$ 20.75	\$ 18.70
48-25-1121	1 1/4"	20.75	18.70
48-25-1251	1 1/2"	20.75	18.70
48-25-1371	1 3/4"	20.75	18.70
48-25-1501	1 7/8"	20.75	18.70
48-25-1751	2"	22.20	19.95
48-25-2001	2 1/4"	23.85	21.50
48-25-2121	2 1/2"	24.30	21.85
48-25-2251	2 3/4"	26.50	23.85
48-25-2561	3"	27.75	24.95
48-25-3001	3 1/2"	69.00	62.00
48-25-3621	4"	94.00	85.00
48-25-4125	4 1/2"	104.00	94.00
48-25-4621	5"	110.00	99.00

PART #	LENGTH	PRICE
48-28-4001	5 1/2"	\$12.50
48-28-4006	12"	13.20
48-28-4011	18"	15.50
48-28-4016	24"	16.60



1/2" Super-Hawg Drill No. 1680-20

Back half of tool rotates 180°. T-bar front grip handle.

Can power up to 4 3/8" selffeed bit in low speed or 2 3/8" in high speed.

Standard equipment: Side handle, chuck key.

Specifications: 13.0-amps (120V, AC only), 450 or 1750 RPM no-load reversible, 14.65 lbs. tool wt., 16.5 lbs. shipping wt.

REGULAR PRICE \$576
SPECIAL PRICE \$329
6+ MIX OR MATCH \$309
 Plus Case (1680-21) Add \$20



3/4" Drill No. 1854-1

Standard equipment: Handle, chuck key and holder.

Specifications: 10.0-amps (120V, AC/DC), 350 RPM no-load, 3/4" chuck size, spindle is #3 Jacobs taper, triple gear train, 19.0 lbs. tool wt. 23.4 lbs. shipping.

REGULAR PRICE \$1,024
SPECIAL PRICE \$585




1 1/4" Large Drill No. 2404-1

Spindle is a #3 internal Morse Taper socket. Provides the most hand held power available. Use this to turn the largest bits into thick steel or to power a grain auger.

Standard equipment: Pipe handle.

Specifications: 10-amps (120V, AC/DC), 250 RPM no-load with reverse, spindle #3 Morse Taper, 1 1/4" chuck size, 18 3/4" long, capacities: 1 1/2" twist bit in steel, 1 1/2" flat boring bit in wood, 6" hole saw in wood, 4 3/8" self-feed in wood, 23.8 lbs. tool wt, 24.08 shipping wt.

REGULAR PRICE \$1,110
SPECIAL PRICE \$635




**Orbital Sawzall
No. 6919-31**

Quik-Lok blade system. Counter balance mechanism, gear protecting clutch. Strictly limited to stock on hand.

Standard equipment: Carrying case.

Specifications: 12.0-amps (120V, AC only) 0-3,000 SPM, 1 1/8" stroke length, 7.1 lbs. tool wt., 11.9 lbs. shipping wt.

**REGULAR PRICE \$240.00
SPECIAL PRICE \$108.50
6+ MIX OR MATCH \$101.95**



**Orbital Sawzall
No. 6509-31**

Quik-Lok blade system. Counter balance mechanism. Gear protecting clutch.

Standard equipment: Carrying case.

Specifications: 12.0-amps (120V, AC only), 0-3,000 SPM, 3/4" stroke length, 7.1 lbs. tool wt., 11.3 lbs. shipping wt.

**REGULAR PRICE \$240.00
SPECIAL PRICE \$108.50
6+ MIX OR MATCH \$101.95**



**Orbital "Super Sawzall"
No. 6536-21**

Counter balanced for smooth operation with less vibration. Orbit action "dial" allows user to select the amount of orbital action for more aggressive cutting in wood. Quik-Lok™ blade clamp, keyless adjustable shoe.

Standard equipment: Plastic carrying case.

Specifications: 13.0-amps (120V, AC only) 0-3,000 SPM, 1 1/8" stroke length, 9.75 lbs. tool wt., 14.4 lbs. shipping wt.

**REGULAR PRICE \$326.00
SPECIAL PRICE \$169.50
6+ MIX OR MATCH \$159.95**



**Orbital "Super Sawzall"
No. 6538-21**

Constant Power Technology™ – maintains constant speed under load for unmatched cutting performance. Counter balance. Variable speed trigger and dial speed control. Quik-Lok blade clamp. Keyless adjustable shoe.

Standard equipment: Plastic carrying case.

Specifications: 15.0-amps (120V, AC only) 0-2,800 SPM even under load, 1 1/8" stroke length, 9.8 lbs. tool wt., 14.4 lbs. shipping wt.

**REGULAR PRICE \$356.00
SPECIAL PRICE \$180.80
6+ MIX OR MATCH \$169.95**



**18V Sawzall
No. 2621-21**

Patented gear-protecting clutch absorbs impacts to extend tool life. Keyless Quik-Lok® blade system. Counter balance mechanism for smooth operation with less vibration. Fuel gauge and LED light. M18.

Standard equipment: One 18V XC (2.8 A-H) lithium-ion battery (48-11-1828), charger (48-59-1812), blade, carrying case.

Specifications: 0-3,000 SPM, 1 1/8" stroke length, up to 30 cuts of 2" x 12" lumber per charge, 19" long, 8.9 lbs. tool wt, 17.45 lbs. shipping wt.

**REGULAR PRICE \$462
SPECIAL PRICE \$239
6+ MIX OR MATCH \$225**



**M18 Sawzall
No. 2720-22**

Keyless Quik-Lok blade system. LED light. Keyless adjustable shoe. M18 Fuel.

Standard equipment: Two 18V (4.0 A-H) Redlithium™ XC batteries (48-11-1840), charger (48-59-1812), blade, carrying case.

Specifications: 0-3,000 SPM, 1 1/8" stroke length, 18 1/2" long, makes 48 cuts/charge thru 2" x 12" pine, 8.9 lbs. tool wt, 11.4 lbs. shipping wt.

**REGULAR PRICE \$702
SPECIAL PRICE \$389
6+ MIX OR MATCH \$366**



Sawzall Blades

Milwaukee Sawzall blades are stocked in both the original thin-kerf style and the torch style blade. Torch are thicker blades, have a longer cutting life and a quicker more aggressive cut. Many other Milwaukee recip blades are stocked.

LENGTH	TPI	THIN-KERF		TORCH™	
		5-95	100+	5-95	100+
6"	14	\$1.95	\$1.72	\$2.95	\$2.60
6"	18	1.95	1.72	2.95	2.60
6"	24	1.95	1.72	-	-
8"	18	2.42	2.13	-	-
9"	14	2.42	2.13	3.90	3.43

Must buy blades in multiple of 5



Magnetic Power Tapes

Nylon blade protection. 5-point reinforced frame. Finger stop - protects finger during blade retraction. Dual magnets - prevents roll-off when measuring steel studs, EMT and threaded rod. 2-sided printout. Up to 9' standout. Extra large hook. 1" blade width.

P/N	LENGTH	PRICE
5116	16'	\$15.95
5125	25'	20.50
5130	30'	28.65
5135	35'	32.65



**Metal Cutting 8"
Circular Saw
No. 6370-21**

Cuts up to 3/8" thick steel plate. Not for use on hardened steel. For blades, see box at left.

Standard equipment: 42T 8" metal cutting blade (#8515), hex wrench, carrying case.

Specifications: 15.0-amps (120V, AC only), 3,700 RPM no-load speed, 5/8" arbor, 2 1/4" max depth cut, 13.7 lbs. tool wt., 25.3 lbs. shipping weight.

**REGULAR PRICE \$526
SPECIAL PRICE \$269
6+ MIX OR MATCH \$253
SAME BUT NO CASE (6370-20) SUBTRACT \$9**



8" Metal Cutting Blades

Use with 8" metal cutting circular saw No. 6370 pictured left.

P/N	Teeth*	Application	1-4	5+
4515	42	3/8" to 3/4"	\$52	\$47
SL848	48	24 Ga. to 1/4"	52	47
4520	50	24 Ga. to 3/8"	59	53
SL860A	60	Aluminum	76	69

*42T & 50T blade are Milwaukee brand. 48T and 60T blades are Slasher brand.



**Tilt-Lok 7 1/4"
Circular Saw, No. 6390-21**

Exclusive adjustable main handle can be adjusted to the work or to the users most comfortable work position. Padded handles. Magnesium upper and lower guard.

Standard equipment: Framing/rip carbide blade, hex blade wrench, carrying case.

Specifications: 15.0-amps (120V, AC/DC), 5,800 RPM no-load, 5/8" arbor, 3.25 peak HP, 50° bevel capacity, 10.4 lbs. tool wt., 18.1 lbs. shipping wt.

**REGULAR PRICE \$248.00
SPECIAL PRICE \$138.25
6+ MIX OR MATCH \$129.95**



**10 1/4" Circular Saw
No. 6470-21**

Can cut 4" board in a single pass with its 3 1/8" cutting capacity. Aircraft aluminum shoe won't warp and is extremely light. Electric brake.

Standard equipment: Rip fence, steel carrying case.

Specifications: 15.0-amps (120V, AC only) 5,200 RPM no-load, 5/8" arbor, 3.1 peak HP, 60° bevel capacity, max cut: @ 90° 3 1/8", @ 45° 2 1/4", at 60° 1 1/2", 17.8 lbs. tool wt., 41 lbs. shipping wt.

**REGULAR PRICE \$592
SPECIAL PRICE \$356
6+ MIX OR MATCH \$335**



**4 1/2" Angle Grinder
No. 6147-XX**

Tool free wheel change. Paddle switch. Order 6147-30 for "with lock on" or 6147-31 for "without lock on".

Standard equipment: Type 27 guard, side handle, spanner wrench.

Specifications: 11.0-amps (120V, AC only), 11,000 RPM no-load, 3/8"-11 spindle, 5.4 lbs. tool wt., 6.95 lbs. shipping wt.

REGULAR PRICE \$158.00
SPECIAL PRICE \$78.70
6+ MIX OR MATCH \$73.95




6" Grinder, No. 6161-XX

Constant Power Technology™ maintains speed under load. Tool free wheel change. Two models have paddle switch: 6161-30 "with lock on" or 6161-31 "without lock on". The 6161-33 has slide switch.

Standard equipment: Type 27 guard, side handle, spanner wrench.

Specifications: 13.0-amps (120V, AC only), 9,000 RPM even under load, 3/8"-11 spindle, 5.7 lbs. tool wt., 7.1 lbs. shipping wt.

REGULAR PRICE \$248.00
SPECIAL PRICE \$123.20
6+ MIX OR MATCH \$115.85



**7 7/9" Grinder
No. 6088-30**

Trigger switch with lock-on. For without lock-on, order 6088-31. Multi-port exhaust. Debris baffles.

Standard equipment: Both 7" and 9" type-27 tool-less grinding guards, side handle.

Specifications: 15.0-amps (120V, AC/DC), 4.2 HP max output, 3/8"-11 spindle, 6,000 RPM, 13.7 lbs. tool wt., 19.5 lbs. shipping wt.

REGULAR PRICE \$292.00
SPECIAL PRICE \$158.95
6+ MIX OR MATCH \$149.50



**1 1/2" Die Grinder
No. 5192 or No. 5194**

Choose toggle switch (5192) or paddle switch (5194). Comes with 1/8" collet but will also accept an 1/16" collet.

Standard equipment: 1/8" collet, 1/2" and 1/8" open end wrenches.

Specifications: 4.5-amps (120V, AC/DC), 21,000 RPM no-load speed, 13 1/2" Lung, 4.5 lbs. tool wt., 4.7 lbs. shipping wt.

REGULAR PRICE \$378.00
SPECIAL PRICE \$178.65
6+ MIX OR MATCH \$167.95



**18V 4 1/2" Grinder
No. 2680-22**

Paddle switch design. M18.

Standard equipment: Two 18V XC (2.8 A-H) lithium-ion batteries (48-59-1828), charger (48-59-1801), type 1 guard, type 27 guard, wheel, side handle, spanner wrench, contractor bag.

Specifications: 9,000 RPM no-load speed, 3/8"-11 spindle, 5.9 lbs. tool wt., 13.25 lbs. shipping wt.

REGULAR PRICE \$648.00
SPECIAL PRICE \$329.25
6+ MIX OR MATCH \$309.50



**M18 4 1/2"/5" Grinder
No. 2780-22**

Paddle switch without lock-on design. This cordless grinder provides the performance of a corded grinder. Same tool but with a slide switch with lock-on, order 2781-22.

Standard equipment: Two 18V (4.0 A-H) RedLithium™ XC batteries (48-11-1840), charger (48-59-1812), wheel guard, spanner wrench, flange nuts, carrying case.

Specifications: 8,500 RPM no-load speed, 3/8"-11 spindle, 5.8 lbs. tool wt., 17 lbs. shipping wt.

REGULAR PRICE \$702
SPECIAL PRICE \$393
6+ MIX OR MATCH \$369




**14" Chop Saw
No. 6177-20**

Standard equipment: One 14" wheel, hex wrench, vise.

Specifications: 15.0-amps (120V, AC/DC), 3,900 RPM no-load, 4.0 HP motor, 45° miter capacity, 1" arbor, 16" long. Cutting capacity 4 3/4"x4 3/4", 42.50 lbs. tool wt., 44.35 lbs. shipping wt.

REGULAR PRICE \$306.00
SPECIAL PRICE \$148.80
6+ MIX OR MATCH \$139.85



**14" Cut-Off Machine
No. 6185-20**

20-amp overload protection switch: trips the tool, not a remote breaker, for greater convenience and minimal downtime. Blade rotation carries sparks and debris toward the operator reduces the chance of jamming or kickback. This downward or pulling rotation also allows your line of sight to remain clear of dust and debris. This blade rotation is normally just found on gas powered demolition saws.

Standard equipment: Allen wrench, top flange, back flange, flange nuts.

Specifications: 15.0-amps (120V, AC/DC), 4,600 RPM no-load, 4.8 HP motor, 14" wheel, 1" arbor. 4 3/8" max cutting depth, 19 1/4" long, 27.3 lbs. tool wt., 28.1 lbs. shipping wt.

REGULAR PRICE \$950
SPECIAL PRICE \$499
6+ MIX OR MATCH \$469



**18V 35 3/8" Bandsaw
No. 2629-22**


Requires 35 3/8" blade. Compact size (18x6x12") and lightweight design (10.25 lbs) is ideal for cutting material in tight spaces. Blade ejection system. LED light. Can make flush cuts to ceiling or wall.

Standard equipment: Two M18 XC (2.8 A-H) lithium-ion batteries (48-11-1828) charger (48-59-1801), one blade, carrying case.

Specifications: 480 SFPM, uses special 35 3/8" blades, 3 1/2" x 3 1/4" cutting capacity, 18x6x12" size, 10.25 lbs. tool wt, 20 lbs shipping wt.

REGULAR PRICE \$702
SPECIAL PRICE \$371
6+ MIX OR MATCH \$349

35 3/8" blades. Choose 10, 14, 18 or 24 TPI
3 blades/pack. \$5.97/blade
6242-6 35 3/8" (electric) \$199



**18V Fuel™ Deep Cut
Band Saw, No. 2729-21**

Requires 44 3/8" blades. Cutting capacity 5"x5".

Standard equipment: One M18 5.0 A-H lithium-ion battery (48-11-1850), charger (48-59-1812), blade, carrying case.

Specifications: 0-380 SFPM, uses 44 3/8" blade, 5"x5" cutting capacity, 15 lbs tool wt, 25 lbs shipping wt.

REGULAR PRICE \$890
SPECIAL PRICE \$479
6+ MIX OR MATCH \$450



**Portable Band Saw
No. 6232-21**

This band saw is 0-380 SFPM variable speed with speed dial. CPT - Constant Power Technology. LED light, adjustable shoe, 2x more durable composite housing, direct drive.

Standard equipment: Case.

Specifications: 11.0-amps (120V, AC only), 0-380 SFPM variable speed, cutting capacity is 5"x5", 14.5 lbs. tool wt., 21.9 lbs. shipping wt.

REGULAR PRICE \$545
SPECIAL PRICE \$285
6+ MIX OR MATCH \$268

MINUS CASE (6232-20) SUBTRACT \$10
BLADES: SEE PG 11



**Portable Band Saw
No. 6238-21**

This band saw is 300/380 SFPM straight speed. LED light, adjustable shoe, 2x more durable composite housing, direct drive.

Standard equipment: Case.

Specifications: 11.0-amps (120V, AC/DC), 300/380 SFPM straight speed, cutting capacity is 5"x5", 14.5 lbs. tool wt., 21.9 lbs. shipping wt.

REGULAR PRICE \$545
SPECIAL PRICE \$285
6+ MIX OR MATCH \$268

MINUS CASE (6238-20) SUBTRACT \$10
BLADES: SEE PG 11



DeWalt & Metabo .045" Thin Cutting Wheels

Super thin 60 grit abrasive wheels are specially formulated to cut fast and burr-free. Use to cut steel, pipe, rebar, channel, angle iron... Available in type 1 (use 5/11 reusable adapter for angle grinders) and type 27 (use standard type 27 flange for angle grinders). Max RPM is 13,300 for 4 1/2" and 10,100 for 6".

Three grades are offered. For general purpose metal cutting you may purchase DeWalt or Metabo. For cutting stainless, order the Metabo Slicer-Plus. For even faster cutting of stainless, order the Metabo Super-Slicer.

DESCRIPTION	TYPE 1			TYPE 27		
	1-49	50	100+	1-49	50	100+
4 1/2 x .045 x 7/8" Gndl Purpose	\$1.84	\$1.54	\$1.34	\$2.09	\$1.76	\$1.54
Ditto, But Slicer-Plus	2.37	1.98	1.72	2.75	2.29	1.99
Ditto, But Super-Slicer	4.37	3.64	3.17	-	-	-
6 x .045 x 7/8" Gndl Purpose	2.58	2.15	1.86	2.71	2.25	1.96
Ditto, But Slicer-Plus	3.42	2.96	2.50	4.39	3.66	3.18
Ditto, But Super-Slicer	6.62	4.68	4.08	-	-	-



4 1/2" Angle Grinder No. W9-115

Slide switch with lock-on. Gear housing can be rotated 180°. Exclusive "S-Auto Safety Clutch" helps user maintain control if the abrasive wheel jams and reduces likelihood of kick back. "Quick System" tool-free disc change. Tool-free adjustable guard.

Standard equipment: Wheel guard, side handle, inner flange and nut.

Specifications: 8.5-amps (120V, AC/DC), 10,500 RPM, 5/11 spindle thread, max torque 22.1 in-lbs., 4.6 lbs. tool wt., 6.03 shipping wt.

REGULAR PRICE \$266.00
SPECIAL PRICE \$136.70
6+ MIX OR MATCH \$128.50

4 1/2" x .045" Type 1 Wheels	\$1.84	\$1.54	\$1.34
------------------------------	--------	--------	--------



3/4" Impact Wrench No. 6906

Rocker type reversing switch for one handed forward-reverse operation. Max torque 433 ft.-lbs.

Standard equipment: Steel tool case, grip assembly, hex wrench.

Specifications: 9.0-amps (120V, AC only), 1,700 RPM no-load speed, 1,600 IPM, max torque 433 ft.-lbs., tool wt. 11 lbs., shipping wt. 22 lbs.

REGULAR PRICE \$978
SPECIAL PRICE \$529
6+ MIX OR MATCH \$497



1" Impact Wrench No. TW1000

Powerful 738 ft.-lbs. of torque.

Standard equipment: Steel tool case, side handle, hex wrench.

Specifications: 12.0-amps (120V, AC only), 1,400 RPM no-load speed, 1,500 IPM, max torque 738 ft.-lbs., tool wt., 18.5 lbs., shipping wt. 28.6 lbs.

REGULAR PRICE \$1,508
SPECIAL PRICE \$850
6+ MIX OR MATCH \$799



18V 1/2" Sq Dr Impact Wrench No. XWT08M

Brushless motor. Friction ring socket retention system.

Standard equipment: Two 18V 4.0 A-H lithium-ion batteries (BL1840B), charger (DC18RC), tool bag.

Specifications: 0-900/0-1,000/0-1,800RPM, 0-1,800/0-2,000/0-2,200 IPM, 740 ft-lbs max torque with 1,180 ft-lbs breakaway "nut busting" torque, 7.9 lbs tool wt with battery, 16.2 lbs shipping wt.

REGULAR PRICE \$806
SPECIAL PRICE \$435



18V 3/4" Sq Dr Impact Wrench No. XWT07M

Brushless motor. Friction ring and thru hole socket retention system.

Standard equipment: Two 18V 4.0 A-H lithium-ion batteries (BL1840B), charger (DC18RC), tool bag.

Specifications: 0-900/ 0-1,000/0-1,800 RPM, 0-1,800/0-2,000/0-2,200 IPM, 780 ft-lbs max torque with 1,250 ft-lbs breakaway "nut busting" torque, 8.1 lbs tool wt with battery, 16.5 lbs shipping wt.

REGULAR PRICE \$877
SPECIAL PRICE \$475



6" Cut-Off Machine No. WE15-150 QUICK

Slide switch with lock-on. Electronic Speed Stabilization maintains speed, even under load. "S-Automatic Safety Clutch" reduces kick-backs. "Quick System" tool-free disc change. "Soft Start" increases motor life.

Or for dead-man non-locking bottom paddle switch (WEP15-150) add \$10.

Standard equipment: Wheel guard, anti-vibration side handle, inner flange and nut.

Specifications: 13.5-amps (120V, AC only), 9,600 RPM, 5/8-11 spindle, max torque 34.5 in-lbs., tool wt 5.7 lbs., shipping wt. 6.5 lbs.

REGULAR PRICE \$437.00
SPECIAL PRICE \$232.50
6+ MIX OR MATCH \$218.50

6" x .040" Type 1 Wheels	\$2.58	\$2.15	\$1.86
--------------------------	--------	--------	--------



6" Cut-Off Machine with Auto-Brake No. WEPBA17-150 QUICK

This tool reduces the chance of injury from kick back and loss of control of grinder. Helping to prevent injuries helps keep your EMR mode rating low. Auto-brake designed to stop grinding wheels in under two seconds and cut-off wheels in under one second. "S" automatic clutch helps prevent kickbacks. Auto-balance aids in reducing operator fatigue, soft-start electronics.

Standard equipment: Wheel guard, anti-vibration, inner flange and nut, side handle, outer nut.

Specifications: 14.5-amps (120V, AC only), 9,600 RPM, 5/8-11 spindle, max torque 38.1 in-lbs., 6.2 lbs. tool wt., 7.23 lbs. shipping wt.

REGULAR PRICE \$524
SPECIAL PRICE \$287
6+ MIX OR MATCH \$270

**14"
Chop Saw
No. 2414NB**



Standard equipment: Abrasive wheel, socket wrench, adjustable depth stop.

Specifications: 15.0-AMPS (120V, AC only), 3,800 RPM no-load, 1" arbor, max cutting capacity at 90° is 4½", 40.6 lbs. tool wt., 41.8 lbs. shipping wt.

REGULAR PRICE \$332.00
SPECIAL PRICE \$176.50
6+ MIX OR MATCH \$165.90

**14" Gas Saw
No. EK6101**



4.4 HP/61cc engine at just 19.6 lbs. tool wt. Sliding front engine mounts help absorb vibration by detaching when cutting pressure is applied.

Standard equipment: Torx wrench, universal wrench, screwdriver, 20mm to 1" adapter ring.

Specifications: 4.4 HP/61cc/3.7 cu-in engine, 4,400 RPM, 20mm arbor, fuel mix is 50:1, 5¾" max cutting depth, 19.6 lbs tool wt, 23.8 lbs shipping wt.

REGULAR PRICE \$1,578
SPECIAL PRICE \$869

**Metal
Cutting 7¼"
Circular Saw
No. 4131**



Heavy duty blade cover has window to allow operator to see how full the chip collector tray is.

Standard equipment: 36T ¾" arbor cermet metal cutting blade, hex wrench, wrench holder, safety goggles.

Specifications: 13.0-amps (120V, AC only), 3,500 RPM no-load speed, ¾" arbor, 2½" max cutting depth, 10.6 lbs. tool wt., 15.0 lbs. shipping wt.

REGULAR PRICE \$569.00
SPECIAL PRICE \$317.80
6+ MIX OR MATCH \$298.80

SLASHER METAL CUTTING BLADES PG. 44

**16⁵/₁₆"
Circular
Saw
No. 5402NA**



Monster sized 16⁵/₁₆" diameter saw blade cuts 6¼" at 90° and 4¾" at 45°. Low noise level of 87 dB. Electric brake.

Standard equipment: 32T carbide blade (A-90956), wrench, rip fence.

Specifications: 15.0-amps (120V, AC only), 2,200 RPM, 1,800 watts out, 1" arbor, max cut is 6¼" at 90° and 4¾" at 45°, 28.7 lbs. tool wt., 37.4 lbs. shipping wt.

REGULAR PRICE \$1,364
SPECIAL PRICE \$797
6+ MIX OR MATCH \$749
16" 80T METAL CUTTING BLADE \$450



**16 Gauge Shear
No. JS1602**

Large, easily replaceable blades with 8 cutting edges each blade. Lock-on switch for continuous operation.

Standard equipment: Shear blade set (383) and wrench.

Specifications: 3.3-amps (120V, AC only), 4,000 SPM 1½" min. cutting radius, 3.4 lbs. tool wt, 4.9 lbs. shipping wt.

REGULAR PRICE \$518
SPECIAL PRICE \$314
6+ MIX OR MATCH \$295



**18V 18 Gauge Shear
No. XSJ01**

Swivel shear head rotates 360° for increased cutting options and added convenience.

Standard equipment: Two 18V (3.0 A-H) LXT lithium batteries (BL1830), charger (DC18RC), wrench, contractor bag.

Specifications: 0-2,800 SPM, 5.3 lbs. tool wt, 14.8 lbs. shipping wt.

REGULAR PRICE \$910
SPECIAL PRICE \$543
6+ MIX OR MATCH \$510



**16 Gauge Nibbler
No. JN1601**

Standard equipment: Two wrenches.

Specifications: 5.0-amps (120V, AC only), 2,200 SPM no-load, smallest cutting radius 2", capacities: 16 ga. mild steel, 10 ga. aluminum, 18 ga. stainless, 3.6 lbs. tool wt, 4.9 lbs. shipping wt.

REGULAR PRICE \$524
SPECIAL PRICE \$317
6+ MIX OR MATCH \$298



**18V
16 Gauge Nibbler
No. XNJ01**

Die holder rotates 360°. Lock-on sliding switch for continuous operation. Chip disposal is below cutting material. Battery capacity warning system turns on indicator light and automatically stops motor to notify user when it's time to recharge the battery.

Standard equipment: Two 18V LXT (3.0 A-H) lithium-ion batteries (BL1830), charger (DC18RC), punch (951), die (051), wrench, tool bag.

Specifications: 1,900 SPM no-load, 1½" min. cutting radius, cutting capacity: 16 ga. mild steel, 18 ga. s/s, 12 ga. alum, 4.8 lbs. tool wt. 13.3 lbs. shipping wt.

REGULAR PRICE \$1,030
SPECIAL PRICE \$539



**CLOSEOUT
BLOWOUT**

**4½" Angle Grinder
No. GA4534**

Small diameter barrel grip (only 2¾" dia) with paddle switch "without lock-on".

Standard equipment: 4½" grinding wheel, side handle, wheel guard.

Specifications: 6.0-amps (120V, AC/DC), 11,000 RPM, ¾-11 spindle, 4.2 lbs tool wt, 6.0 lbs shipping wt.

REGULAR PRICE \$146.00
SPECIAL PRICE \$68.85



**4½" Angle Grinder
No. 9557PBX1**

FREE aluminum case and diamond blade in each box of 9557PBX1.

Extra large paddle switch for easy operation "with lock-on" switch located on back face of tool under electric cord.

Standard equipment: 4½" grinding wheel, side handle, wheel guard.

Specifications: 7.5-amps (120V, AC only), 10,000 RPM no-load speed, ¾-11 spindle, tool wt 3.5 lbs, shipping wt 6.5 lbs.

REGULAR PRICE \$184.00
SPECIAL PRICE \$83.40
6+ MIX OR MATCH \$78.40



**5" Angle Grinder
No. 9005B**

Standard equipment: Grinding wheel, wheel guard, side handle, inner flange, lock nut, spindle washer, wrench, trigger "with lock-on".

Specifications: 9.0-amps (120V, AC/DC), 10,000 RPM no-load speed, ¾-11 UNC spindle, 14" length, 6.6 lbs. tool wt., 9.3 lbs. shipping wt.

REGULAR PRICE \$254.00
SPECIAL PRICE \$148.85
6+ MIX OR MATCH \$139.95



**7/8" Shear
Wrench
No. 6922NB**

This tool can install ⅝", ¾" and 7/8" diameter tension control bolts. The ⅝" inner and outer sleeve necessary to install ⅝" bolts are not standard equipment. To order: ⅝" outer sleeve (5943211) \$48/e and inner sleeve (5943261) \$125/e. Tool has ⅝" sleeves factory installed.

Standard equipment: ⅝" outer sleeve (5943203), ¾" inner sleeve (5943253), 7/8" outer sleeve (5943198), 7/8" inner sleeve (5943229), screwdriver, steel case.

Specifications: 12-amps (120V, AC only), 18 RPM no-load, max torque 593 ft.-lbs., 12.2 lbs. tool wt., 21 lbs. shipping wt.

REGULAR PRICE \$3,400
SPECIAL PRICE \$1,885



Batteries & Chargers
Many other Makita batteries are stocked for same day shipping.

PART #	LITHIUM-ION BATTERIES	PRICE
BL1820	2.0 A-H	\$59
BL1820-2	Ditto but 2-Pak	118
BL1830	3.0 A-H	99
BL1830-2	Ditto but 2-Pak	129
BL1840B	4.0 A-H	109
BL1840B-2	Ditto but 2-Pak	189
DC18RC	Charger	92



18V Compact 1/4" Hex Impacting Screwdriver No. XDT11R

Standard equipment: Two 18V compact 2.0 A-H lithium-ion batteries (BL1820B), charger (DC18RC), tool case.
Specifications: 0-2,900 RPM VSR, 0-3,500 IPM, 1,460 in-lbs. max torque, L.E.D. light, 5 3/8" long, 2.8 lbs tool wt with battery, 10.3 lbs shipping wt.
REGULAR PRICE \$410
SPECIAL PRICE \$169



18V 90° Angle 1/4" Hex Impacting Screwdriver No. XLT01

1/4" hex drive. Large paddle switch. L.E.D. light.
Standard equipment: Two 18V 3.0 A-H lithium-ion batteries (BL1830), charger (DC18RC), phillips bit, tool bag.
Specifications: 0-2,000 RPM 0-3,000 IPM, 530 in-lbs max torque, 15 1/4" long, 3.9 lbs tool wt with battery, 11.5 lbs shipping wt.
REGULAR PRICE \$684
SPECIAL PRICE \$385



18V Compact 2-Pcs Combo Kit No. CT225R

Standard equipment: Two 18V compact 2.0 A-H lithium-ion batteries (BL1820B), charger (DC18RC), carrying bag.
Specifications: Kit includes: 1/2" 2-speed drill/driver (XFD10) 0-600 and 0-1,900 RPM with up to 480 in-lbs max torque, 3.3 lbs tool wt with battery and 1/4" hex impacting screwdriver (XDT11) 0-2,900 RPM, 0-3,500 IPM with up to 1,460 in-lbs max torque, 2.8 lbs tool wt with battery, 12.45 lbs shipping wt.
REGULAR PRICE \$462
SPECIAL PRICE \$199




18V 2-Pcs Combo Kit No. XT211MB

Standard equipment: Two 18V 4.0 A-H lithium-ion batteries (BL1840B), charger (DC18RC), carrying case.
Specifications: 1/2" hammer 2-speed driver-drill (XPH01) 0-400 and 0-1,500 RPM with up to 480 in-lbs max torque, 4.0 lbs tool wt with battery and 1/4" hex impacting screwdriver (XDT04) 0-2,300 RPM, 0-3,200 IPM with up to 1,420 in-lbs. max torque, 3.3 lbs tool wt with battery, 15 lbs shipping wt.
REGULAR PRICE \$550
SPECIAL PRICE \$244
XT211 KIT 3.0 A-H \$229 DISCONTINUED



18V 2-Pcs Combo Kit No. XT218MB

Standard equipment: Two 18V 4.0 A-H lithium-ion batteries (BL1840B), charger (DC18RC), carrying case.
Specifications: 1/2" hammer 2-speed driver-drill (XPH03) 0-400 and 0-2,000 RPM with up to 750 in-lbs max torque, 5-1 lbs tool wt with battery and 1/4" hex impacting screwdriver (XDT04) 0-2,300 RPM, 0-3,200 IPM up to 1,420 in-lbs max torque, 3.3 lbs tool wt with battery, 18 lbs shipping wt.
REGULAR PRICE \$648
SPECIAL PRICE \$289
XT218 KIT 3.0 A-H \$269 DISCONTINUED



18V Brushless 2-Pcs Combo Kit No. XT257MB

Standard equipment: Two 18V 4.0 A-H lithium-ion batteries (BL1840B), charger (DC18RC), tool belt clip, depth gauge, side handle, tool case.
Specifications: 1/2" hammer 2-speed driver-drill (XPH07) 0-550 and 0-2,100 RPM brushless motor up to 1,090 in-lbs max torque, 5.9 lbs tool wt with battery and 1/4" hex impacting screwdriver (XDT08) 0-2,500 RPM 0-3,200 IPM brushless motor up to 1,420 in-lbs max torque, 3.4 lbs tool wt with battery, 18.27 lbs shipping wt.
REGULAR PRICE \$848
SPECIAL PRICE \$379



18V Brushless 2-Pcs Combo Kit No. XT252MB

Standard equipment: Two 18V 4.0 A-H lithium-ion batteries (BL1840B), charger (DC18RC), tool belt clip, depth gauge, side handle, carrying bag.
Specifications: 1/2" hammer 2-speed driver-drill (XPH07) 0-550 and 0-2,100 RPM brushless motor up to 1,090 in-lbs max torque, 5.9 lbs tool wt with battery and 1/4" hex impacting screwdriver (XDT01Z) 3-speed 0-1,300/0-2,000/0-2,600 RPM and 0-1,300/0-2,800/0-3,400 IPM brushless motor up to 1,460 in-lbs max torque, 3.3 lbs tool wt with battery, 18 lbs shipping wt.
REGULAR PRICE \$898
SPECIAL PRICE \$399



18V Brushless 2-Pcs Combo Kit No. XT248MB

Standard equipment: Two 18V 4.0 A-H lithium-ion batteries (BL1840B), charger (DC18RC), carrying case.
Specifications: 1/2" hammer 2-speed driver-drill (XPH06) 0-400 and 0-1,550 RPM brushless motor with up to 530 in-lbs max torque, 3.9 lbs tool wt with battery and 1/4" hex impacting screwdriver (XDT08) 0-2,500 RPM, 0-3,200 IPM brushless motor up to 1,420 in-lbs max torque, 3.4 lbs tool wt with battery, 14.6 lbs shipping wt.
REGULAR PRICE \$672
SPECIAL PRICE \$299
XT248 KIT 3.0 A-H \$279 DISCONTINUED



18V 4-Pcs Combo Kit No. XT407

Kit includes: 1/2" hammer driver-drill (LXPH01Z), 1/4" hex impacting screwdriver (LXD04Z), reciprocating saw (BJR182Z), flashlight (BML185).
Standard equipment: Two 18V LXT (3.0 A-H) lithium-ion batteries (BL1830), charger (DC18RC), contractor carrying bag. Shipping wt 30 lbs.
REGULAR PRICE \$884
SPECIAL PRICE \$349



18V 6-Pcs Combo Kit No. XT601

Kit includes: 1/2" hammerdrill/driver (LXPH01Z), 1/4" hex impacting screwdriver (LXD04Z), reciprocating saw (BJR182Z), 4 1/2" angle grinder (BGA452Z), 6 1/2" circular saw (BSS611Z), flashlight (BML185).
Standard equipment: Two 18V (3.0 A-H) lithium-ion batteries (BL1830), charger (DC18RC), contractor bag with wheels, 42.2 lbs. shipping wt.
REGULAR PRICE \$1,330
SPECIAL PRICE \$499



18V 7-Pcs Combo Kit, No. LXT702

Kit includes: 1/2" hammerdrill/driver (LXPH01Z), 1/4" hex impacting screwdriver (LXD04Z), reciprocating saw (BJR182Z), 4 1/2" angle grinder (BGA452Z), 6 1/2" circular saw (BSS611Z), flashlight (BML185), AM/FM job site radio (BMR100W).
Standard equipment: Two 18V (3.0 A-H) lithium-ion batteries (BL1830), charger (DC18RA), contractor bag with wheels and telescoping handle, 55.6 lbs. shipping wt.
REGULAR PRICE \$1,484
SPECIAL PRICE \$589



4 1/2" Slim Angle Grinder No. 1380/1380SLIM-2P

Ergonomic slim grip.

Standard equipment: Side handle, wrench, wheel, flange kit and wheel guard.

Specifications: 7.5-amps (120V, AC only), 11,000 RPM, 5/16-11 spindle, 4.2 lbs. tool wt., 5.0 lbs. shipping wt.

REGULAR PRICE \$110.00
SPECIAL PRICE \$59.00
2+ (NO MIX) \$44.50*

*TO PAY \$44.50 YOU MUST BUY 2+ & IN MULTIPLES OF TWO BECAUSE YOU WILL RECEIVE THE TWO-PACK P/N 1380SLIM-2P




4 1/2" Angle Grinder No. AG40-85P

Choose either: paddle switch with lock-on (AG40-85P) or paddle switch without lock-on (AG40-85PD) or thumb slide switch (AG40-85).

Standard equipment: Guard, side handle, spanner wrench, backing flange, lock nut.

Specifications: 8.5-amps (120V, AC only), 11,500 RPM, 5/16-11 spindle, 4.6 lbs. tool wt.

REGULAR PRICE \$185
SPECIAL PRICE \$99




12" Cutoff Machine No. 1364

Wheel rotation carries sparks, dust and debris away from the operator. Reversible handle can be mounted on right side or left side. Tool comes set up in "fire forward" position, but is easily changed to fire reverse position without additional accessories.

Standard equipment: Wrap around side handle, wheel guard, adj. footplate, inside flange, outside flange, 7/8" arbor locking nut, 1" arbor locking nut, 3/8" Allen wrench, 6mm Allen wrench.

Specifications: 15.0-amps (120V, AC/DC), 5,000 RPM no-load, 12" wheel, 3/8" max cut, 5/16-11 spindle thread, 24 lbs. tool wt.

REGULAR PRICE \$893
SPECIAL PRICE \$479




14" Cutoff Machine No. 1365

Wheel rotation carries sparks, dust and debris away from the operator. Reversible handle can be mounted on right side or left side. Tool comes set up in "fire forward" position, but is easily changed to fire reverse position without additional accessories.

Standard equipment: Wrap around side handle, wheel guard, adj. footplate, inside flange, outside flange, 7/8" arbor locking nut, 1" arbor locking nut, 3/8" Allen wrench, 6mm Allen wrench.

Specifications: 15.0-amps (120V, AC/DC), 4,300 RPM no-load, 14" wheel, 4/8" max cut, 5/16-11 spindle thread, 27 lbs. tool wt.

REGULAR PRICE \$1,105
SPECIAL PRICE \$599



16 Gauge Shear No. 1500C

Steel deflector for hand protection. The top cutter blade and the bottom cutter blade are the exact same blade. Order these cutter blades (#243) individually at \$36.50 per blade (note: priced per blade not set). Cutter blade is square. Rotate cutter blade 90° to utilize all 4 cutting edges.

Standard equipment: Feeler gauge and wrench.

Specifications: 4.2-amps (120V, AC only), 5,000 SPM no-load, 7/8" min. cutting radius, 4.6 lbs tool wt.

REGULAR PRICE \$613
SPECIAL PRICE \$349
6+ MIX OR MATCH \$329



14 Gauge Shear No. 1506

Upper blade is double-edged – when first edge is worn, simply reverse the blade.

Standard equipment: Upper/lower blade set (#025), 5mm allen wrench.

Specifications: 4.6-amps (120V, AC only), 2,400 SPM, 6.0 lbs. tool wt.

REGULAR PRICE \$766
SPECIAL PRICE \$438
6+ MIX OR MATCH \$412




18 Gauge Nibbler No. 1529B

★ See page 12 for our entire Nibbler offering and all punches and dies ★

Standard equipment: Die to cut 18-20 gauge steel (#028), die to cut 20 gauge steel and thinner (#035) and punch (#027).

Specifications: 3.2-amp (120V, AC only), 2,500 SPM no-load, smallest cutting radius is 1 1/8", 18 ga. mild steel, 14 ga. most aluminum, 24 ga. some stainless, 3.9 lbs. tool wt.

REGULAR PRICE \$694
SPECIAL PRICE \$425
6+ MIX OR MATCH \$399



Corrugated Nibbler 14 Gauge No. 1530

★ See page 12 for our entire Nibbler offering and all punches and dies ★

Cutting capacity is 14 ga. mild steel, 12 ga. most aluminum and 20 ga. some stainless steel.

Specifications: 4.6-amps (115V, AC only), minimum cutting radius is 1 1/8", 4.5 lbs. tool wt.

REGULAR PRICE \$856
SPECIAL PRICE \$529
6+ MIX OR MATCH \$497



Reciprocating Saw No. RS7


Tool-less blade change.

Standard equipment: One blade, canvas bag.

Specifications: 11.0-amps (120V, AC only), 0-2,700 SPM no-load, 1 1/8" stroke length, 8.5 lbs. tool wt.

REGULAR PRICE \$187
SPECIAL PRICE \$99

SHOWN WITH "PLUS" FEATURE



16 Gauge Shear No. C-160-2

Cutting possible both towards the right and left. For non-thru cuts, order this tool with the integrated chip clipper to cut off the chip clean and flush to the surface of the material, order as a "Plus" and add \$60 to the price below. Four center blades are available. 1) #143463 is standard equip.–has 3/16" min. cutting radius for .040" to .063" thick steel. 2) #143434 is an optional center blade that allows 1/8" min. cutting radius up to .040" thick steel. 3) #934055 is an optional center blade that cuts spiral duct up to .100" thick or .048" stainless with a 6 1/2" min. cutting radius. 4) 143432 is an optional center blade that makes straight cuts up to .040" thick.

Standard equipment: 1 straight cutter, 1 pair of reversible fixed cutters, allen key.

Specifications: 3.5-amps (120V, AC only), nominal load stroke rate 3,800 SPM, 19 to 30 FT/min. 3.1 lbs. tool wt.

REGULAR PRICE \$800
SPECIAL PRICE \$620



16 Gauge Shear No. S 160-6

Compact, fast and easy to use. This well balanced machine provides the best performance-to-cost ratio of any 16 gauge shear on the market. Fast; cuts 24 to 30 ft./min.

Standard equipment: Two allen wrenches, carrying case.

Specifications: 3.1-amps (120V, AC only), cutting speed 24 to 30 ft./min., nominal load stroke rate 6,400 SPM, smallest cutting radius .60", 4.0 lbs. tool wt.

REGULAR PRICE \$780
SPECIAL PRICE \$610

PN-200



Profile Nibbler No. PN-130 or PN-200

PN-130 4.3-amps (120V, AC only), 18 gauge nibbler, cutting speed 10.5 ft./min., .6" starting hole dia. for cutting, .98" min. cutting radius, 3.1 tool wt, #361 punch \$14.85, #360 die \$99. Pricing on PN-130, #361 and #362 strictly limited to stock on hand.

PN-200 14 gauge nibbler, cutting speed, 6.5 ft./min., 1" starting hole dia. for cutting, 2" min. cutting radius, 4.5 lbs. tool wt.

REGULAR PRICE PN-130 PN-200
SPECIAL PRICE \$1,250 \$1,100
\$585 \$850

**Outlaw™ Metal Cutting
8" Worm
Drive Saw
No. SPT78MMC-22**



**FREE 8" 48T SLASHER® blade.
\$52 Value.**

The first worm drive saw for metal, which provides left side blade and blade window for unique cutting visibility. Large chip collecting tray. Stainless steel foot.

Standard equipment: 42T Diablo Cermet blade, wrench and one **FREE** 60T SLASHER® blade.

Specifications: 15.0-amps (120V, AC/DC) 3,800 RPM no-load, 5/8" arbor, 15.4 lbs. tool wt, 20 lbs shipping wt.

**REGULAR PRICE \$499
SPECIAL PRICE \$299
6+ MIX OR MATCH \$281**

**12" Metal
Cutting Dry Cut
Saw
No. SPT62MTC-22**



**FREE 12" 60T
SLASHER® blade.
\$106 Value.**

4 1/2" cutting capacity. Soft start. Die cast aluminum guards and table.

Standard equipment: 42T Diablo Cermet blade, wrench and one **FREE** 60T SLASHER® blade.

Specifications: 15.0-amps (120V, AC only) 1,500 RPM no-load speed. Cutting capacity at 90°: 4.53" round pipe and 3.94" square stock, 1" arbor, 41 lbs. tool wt, 50.3 lbs shipping wt.

**REGULAR PRICE \$699
SPECIAL PRICE \$399
6+ MIX OR MATCH \$375**

**14"
Chop Saw
No. SPT64MTA-22**




FREE Rotozip #SS355-10 \$65 Value.

Large 11"x18 1/2" base provides stable support.

Standard equipment: One 14" abrasive blade, wrench, vise.

Specifications: 15.0-amps (120V, AC only) 3,800 RPM no-load speed, 45° miter capacity, 1" arbor, 34 lbs tool wt, 36 lbs shipping wt.

**REGULAR PRICE \$275.00
SPECIAL PRICE \$148.85
6+ MIX OR MATCH \$139.95**



**7 1/4" Worm
Drive Saw
No. SPT77W-22**

Standard equipment: Diablo 24T carbide blade, wrench, rafter hook.

Specifications: 15.0-amps (120V AC/DC) 5,300 RPM, diamond arbor, 51° bevel cap, aluminum housing, max cut: 2.4" at 90° and 1.96" at 45°, tool wt 14.2 lbs, 18.8 lbs shipping wt.

**REGULAR PRICE \$324.00
SPECIAL PRICE \$169.95
6+ MIX OR MATCH \$158.85**




**Magnesium 7 1/4"
Worm Drive Saw
No. SPT77WML-22**

Lightweight at just 11.5 lbs due to the magnesium foot and housing.

Standard equipment: Diablo 24T carbide blade, wrench, rafter hook.

Specifications: 15.0-amps (120V AC/DC) 5,300 RPM, diamond arbor, 51° bevel cap, magnesium housing, max cut: 2.375" at 90° and 1.9375" at 45°, tool wt 11.5 lbs, 15.4 lbs shipping wt.

**REGULAR PRICE \$360
SPECIAL PRICE \$206
6+ MIX OR MATCH \$194**



**8 1/4" Worm
Drive Saw
No. SPT78W-22**

Standard equipment: Diablo 24T carbide blade, wrench.

Specifications: 15.0-amps (120V AC/DC) 4,700 RPM, diamond arbor, 60° bevel cap, max cut: 2.875" at 90° and 2.25" at 45°, tool wt 16.5 lbs, 18.8 lbs shipping wt.

**REGULAR PRICE \$383
SPECIAL PRICE \$206
6+ MIX OR MATCH \$194**



**Magnesium 10 1/4"
Worm Drive Sawsquatch™
No. SPT70WM-22**

Sawsquatch™ can cut 4x4" material in a single pass. **FREE** extra 10 1/4" 40T Skilsaw carbide blade.

Standard equipment: 40T Diablo carbide blade, wrench, saw hook.

Specifications: 15.0-amps (120V AC/DC) 4,600 RPM, diamond knockout arbor, 51° bevel cap, depth of cut: 3 1/4" at 90° and 2 1/4" at 45°. 16.45 lbs tool wt, 23.6 lbs shipping wt.

**REGULAR PRICE \$599
SPECIAL PRICE \$399**



**Jig Saw
No. JS470E**

Tool-less blade change. Dial-in variable speed. Constant Response™ circuitry. Four orbital action settings. Ambidextrous lock-on button.

Standard equipment: Blade, non-marring overshoe, anti-splintering insert, wrench, carrying case.

Specifications: 7.0-amps (120V, AC only), 500-3,100 SPM no-load, 1" stroke length, uses T-shank blades, 45° bevel cut, 5.9 lbs. tool wt, 10.75 lbs. shipping wt.

**REGULAR PRICE \$292
SPECIAL PRICE \$159**



**Tek Screwgun
No. SG250**

Depth sensitive clutch.

Standard equipment: Two Posi-Lok™ nose pieces, bit tip and bit tip holder.

Specifications: 7.0-amp (120V, AC only), 0-2,500 RPM no-load VSR, 3.3 lbs. tool wt, 4.8 lbs. shipping wt.

**REGULAR PRICE \$245.00
SPECIAL PRICE \$135.95
6+ MIX OR MATCH \$127.85**



**1/2" Sq Dr Socket Ready
Impacting Screwdriver
No. IDH182-02L**

Unique tool accepts 1/2" sq. dr. impact sockets and 1/4" hex impacting bits.

Standard equipment: Two 18V (2.0 A-H) lithium-ion slimpack batteries (BAT612), charger (BC660), two exact fit insert trays, Lboxx 2 carrying case.

Specifications: 0-2,800/0-2,000/0-1,300 RPM 0-3,200/0-2,600/0-1,100 BPM 0-400/0-900/0-1,650 max torque, 6.2" tall, 3.2 lbs. tool wt.

**REGULAR PRICE \$502
SPECIAL PRICE \$279**
SAME TOOL BUT WITH 4.0 A-H BATTERIES (IDH182-01L) ADD \$50



**18V 2-Pcs
Combo Kit
No. CLPK221-181**

FatPack Batteries

Includes: HDH181 Brute Tough 1/2" hammer drill/driver, 0-420 or 0-1,800 RPM VSR, 0-27,000 BPM, 25 + 1 clutch settings, 700 in-lbs. max torque, 4.2 lbs. tool wt.

25618 1/2" hex drive impacting screwdriver, 0-2,800 RPM VSR, 0-3,200 BPM, 1,500 in-lbs. max torque, 5.7" long, 3.8 lbs tool wt. AND two 18V (3.0 A-H) lithium FatPack batteries (BAT619G), charger (BC630), carrying bag, 15.0 lbs. shipping wt.

**REGULAR PRICE \$649
SPECIAL PRICE \$279**



1" SDS Rotary Hammer No. 11255VSR

Standard equipment: Side handle, depth gauge, carrying case.

Specifications: 7.2-amps (120V, AC only), 0-1,300 RPM no-load VSR, 0-5,800 BPM, 2.2 ft-lbs impact energy, 6.7 lbs. tool wt., shipping wt. 11.4 lbs.

REGULAR PRICE \$392
SPECIAL PRICE \$199
6+ MIX OR MATCH TOO LOW TO SHOW



1 1/8" SDS Rotary Hammer No. RH228VC

40 position vario-lock for chiseling. 3 modes of operation; rotary only, rotary and hammer, hammer only. Counter balance vibration control.

Standard equipment: Side handle, depth gauge, carrying case.

Specifications: 8.0-amps (120V, AC only), 0-1,300 RPM, 0-5,800 BPM, 2 1/4" max core bit size, 2.4 ft-lbs. impact energy, 6.9 lbs. tool wt, 11.4 lbs. shipping wt.

REGULAR PRICE \$479
SPECIAL PRICE \$259



1 1/8" SDS Rotary Hammer No. RH328VC

12 position vario-lock for chiseling. 3 modes of operation: rotary only, rotary and hammer, hammer only.

Standard equipment: Side handle, depth gauge, carrying case.

Specifications: 8.0-amps (120V, AC only), 0-850 RPM, 0-3,800 BPM, 3/8" core bit size, 2.6 ft-lbs impact energy, 7.7 lbs tool wt. 14.0 lbs shipping wt.

REGULAR PRICE \$526
SPECIAL PRICE \$299



1 9/16" Spline Rotary Hammer, No. RH540S

6.1 ft-lbs of impact energy. 12 position Vario-Lock™ for chiseling. Two modes of operation: hammer only or rotary hammer.

Standard equipment: Side handle, carrying case.

Specifications: 12.0-amps (120V, AC only), 170-340 RPM, 1,500-2,900 BPM, 6.1 ft-lbs impact energy, 4" core bit, 15.0 lbs tool wt.

REGULAR PRICE \$790
SPECIAL PRICE \$419



1 5/8" Spline Drive Rotary Hammer, No. 11265EVS

7.4 ft-lbs of impact energy. 12 position vario-lock for chiseling. Auto-max variable speed dial.

Standard equipment: Side handle, carrying case.

Specifications: 13.0-amps (120V, AC only), 170-340 RPM, 1,700-2,900 BPM, 7.4 ft-lbs impact energy, 4 1/8" core bit, 15.1 lbs tool wt, 25.3 lbs shipping wt.

REGULAR PRICE \$1,143
SPECIAL PRICE \$599



1 9/16" SDS-Max Rotary Hammer, No. RH540M

6.1 ft-lbs of impact energy. 12 position Vario-Lock™ for chiseling. Two modes of operation: hammer only or rotary hammer.

Standard equipment: Side handle, carrying case.

Specifications: 12.0-amps (120V, AC only), 170-340 RPM, 1,500-2,900 BPM, 6.1 ft-lbs impact energy, 4" core bit, 15.0 lbs tool wt.

REGULAR PRICE \$790
SPECIAL PRICE \$419



1 5/8" SDS-Max Rotary Hammer, No. 11264EVS

7.4 ft-lbs of impact energy. 12 position vario-lock for chiseling. Auto-max variable speed dial.

Standard equipment: Side handle, carrying case.

Specifications: 13.0-amps (120V, AC only), 170-340 RPM, 1,700-2,900 BPM, 7.4 ft-lbs impact energy, 4 1/8" core bit, 15.1 lbs tool wt, 25.3 lbs shipping wt.

REGULAR PRICE \$1,126
SPECIAL PRICE \$599



Heat Gun No. 1942

Insulated nozzle provides cool exterior temperature. Padded, adjustable stand can be positioned for any work angle. Air intake regulator allows variable temperature adjustment. Powerful blower gives high air volume for industrial applications.

Specifications: 14.3-amps (120V, AC only), max temperature 750°F, max air volume 23 C.F.M., tool wt. 3.5 lbs.

REGULAR PRICE \$238.00
SPECIAL PRICE \$127.50
6+ MIX OR MATCH \$119.85



Demolition Hammer SDS-MAX No. 11321EVS

Constant response circuitry; maintains speed under load and overload protection. Active Vibration Control™ reduces vibration on operator. Vario-Lock™ chisel positioning. Speed control dial. Service minder light.

Standard equipment: Pivoting side handle, plastic case.

Specifications: 13.0-amps (120V, AC only), 1,300-2,900 BPM, 9.6 ft-lbs. of impact energy, 13.6 lbs. tool wt, 23.4 lbs. shipping wt.

REGULAR PRICE \$1,046
SPECIAL PRICE \$529



Demolition Hammer SDS-MAX No. 11316EVS

Electronic feedback circuitry (EFC) provides soft start and constant speed even under load. SDS-MAX. Vario-Lock chisel positioning. Speed control dial allows blows to be adjusted to the job. Service reminder light to alert when tool needs serviced.

Standard equipment: Pivoting side handle, plastic case.

Specifications: 14.0-amps (120V, AC only), 900-1,890 BPM, 4.4 to 18.4 ft-lbs. of impact energy, 22.5 lbs. tool wt.

REGULAR PRICE \$1,487
SPECIAL PRICE \$749



"Brute Turbo" Deluxe Kit No. BH2770VCD

Improved anti-vibration system. Deluxe hammer cart doubles as a hammer hauler and a hand truck with solid foam tires for jobsite versatility.

Standard equipment: Four chisels and upgraded "deluxe cart".

Specifications: 15.0-amps (120V, AC/DC), 1,000 BPM, 47 ft-lbs. impact energy, 1 1/8" hex steel shank bits, 105 DBA noise, 30 1/2" tall, 63.2 lbs. tool wt., 123 lbs. shipping wt.

REGULAR PRICE \$3,453
SPECIAL PRICE \$1,799



**7 1/4" Metal Cutting Saw
No. MCSL07**

Sluggo Metal Cutter cuts steel as easily as plywood with a built in laser guide and light. Cuts faster, cleaner, safer and more affordable than other metal cutting equipment. The specially designed cover collects virtually all chips and sparks. The ability to bevel increases the tool's capability in a way no other metal cutter can match. Optional blades for cutting mild steel, stainless and aluminum are available.

Standard equipment: Carrying case, mild steel blade, wrench, guide plate, ear plugs and safety goggles.

Specifications: 11-amps (120V, AC only), 1400 watt, 3800 RPM, 7 1/4" blade diameter, 2 1/8" max depth of cut at 90°, 20mm arbor, overload switch, tool wt 15 lbs.

**REGULAR PRICE \$250
SPECIAL PRICE \$230
6+ MIX OR MATCH \$219**

Sluggo 7 1/4" metal cutting blades

MCBL0725	1-4	5+	MCBL0725ALM	1-4	5+	MCBL0725SS	1-4	5+
Steel 1/2"-3/4"	\$54	\$49	Aluminum	\$63	\$57	Stainless Steel	\$65	\$59
Steel to 1/2"	\$54	\$49						



**No. FMM 350QSL
Start
With "Starlock"
Snapfit
3 Second
Tool Change
& No Loose Parts**

New, more powerful 350 WATT version of the world's first oscillating tool. Thirty five percent increase in work progress over the previous model. Maximum speed consistency thanks to "tacho generator" electronics. Seventy percent less vibration and fifty percent quieter than previous models.

This unique, incredible tool does not saw or grind – it oscillates. This function creates a whole new way to cut, scrape, polish and sand. For metal building applications, one can cut up to 20 gauge steel without burns, distortion and heat build-up.

Your painted panels will be left with a like-new factory cut. Think of this tool as a nibbler for details. It allows you to do extremely fine and delicate work or to be aggressive – depending on the accessory blade selected. This tool performs all of these functions and yet is safe to the touch. This small, light weight, easily maneuverable

tool can perform the job in tight areas where other tools could not "make the cut."

Standard equipment: 1 Universal E-cut blade 1 1/2", 1 backing pad, 3 ea. sanding sheets (80, 120, 180 grit), 1 nylon bag.

Specifications: 350W (120V, AC only), 10,000-19,500 oscillations per minute - 2x1.7 degrees (≈3.4), Quick-IN rapid change system, variable speed, tool wt. 3 lbs., shipping wt. 7 lbs.

**REGULAR PRICE \$248
SPECIAL PRICE \$199**

Pictured above cutting 20 gauge steel with optional accessory P/N #485 – you can see the fine quality of the resulting cut.



**9" Metal Cutting Saw
No. MCSL09**

Sluggo Metal Cutter cuts steel as easily as plywood with a built in laser guide and light. Cuts faster, cleaner, safer and more affordable than other metal cutting equipment. The specially designed cover collects virtually all chips and sparks. The ability to bevel increases the tool's capability in a way no other metal cutter can match. Optional blades for cutting mild steel, stainless and aluminum are available.

Standard equipment: Carrying case, mild steel blade, wrench, guide plate, ear plugs and safety goggles.

Specifications: 15-amps, (120V, AC only), 2300 RPM, 9" blade diameter, 3 3/8" max depth of cut at 90°, 1" arbor, overload switch, tool wt. 21 lbs.

**REGULAR PRICE \$330
SPECIAL PRICE \$305
6+ MIX OR MATCH \$289**

Sluggo 9" metal cutting blades

MCBL09	1-4	5+	MCBL09ALM	1-4	5+	MCBL09SS	1-4	5+
Steel 1/2"-3/4"	\$79	\$72	Aluminum	\$99	\$90	Stainless Steel	\$102	\$93
Steel to 1/2"	\$90	\$82						



18 Gauge Nibbler, No. FN BLK 1.3CS

The fastest, most maneuverable and well balanced nibbler in the industry. The BLK 1.3CS is the finest nibbler available to cut flat or corrugated sheet metal up to 18 gauge thick. Cutting speed is a snappy 7.5 ft/minute. Rotating punch system increases punch life by 30%. Eight die locations allow cutting direction to be adjusted in 45° increments without tools. No tools needed to change punch or die. No set screw on die, instead unscrew by hand the collar around the die.

Specifications: 2.8-amps (120V, AC only), 0-1,800 VS SPM, input watts is 350 watts, smallest radius 3/8", plunge diameter start hole 3/8", cutting capacity: 18 ga. mild steel, 22 ga. S/S, 14 ga. alum., 3/8" plastics, 3.85 lbs. tool wt.

**REGULAR PRICE \$824
SPECIAL PRICE \$659**



**18 Gauge Nibbler
No. ABLK 1.3E**

Cut flat, corrugated or trapezoidal sheet metal. Rotating punch for longer life. Cutting direction can be changed in 45° increments up to 360°. More than 1,000 charges per battery.

Standard equipment: Case, rapid charger and 2 Li-ion batteries. 000 punch, 009 die.

Specifications: 14.4V 3-amp hour battery, variable speed, 6.2 ft/min. cutting speed, cutting width 3/8", radius of smallest curve (inside/outside) 3/8" / 1/8", tool weight with battery 4.6 lbs.

**REGULAR PRICE \$923
SPECIAL PRICE \$729**



**14" Metal Cutting Saw
No. MCCS14**

Cut metal faster and safer than abrasive saws. Low speed, high torque, long-life powerful 2200 watt motor. Durable steel construction and automatically retracting lower safety guard. Cuts mild steel, stainless steel, thin steel and aluminum.

Standard equipment: Mild steel blade, wrench, ear plugs and goggles.

Specifications: 15-amps, (120V, AC only) 1800 watt, 60 Hz., 1300 RPM, 14" blade diameter, 1" arbor. Capacity-round 45° 4 1/8", 90° 5 1/8"; Square 45° 3 1/2", 90° 4 3/4"; Rectangular 45° 3 1/2" x 4 3/4", 90° 3 3/4" x 7 1/4", tool wt. 13.6 lbs.

**REGULAR PRICE \$499
SPECIAL PRICE \$437**

SLASHER METAL CUTTING BLADES PAGE 44



**Die Grinders
GSZ 8-280P/GSZ 8-280PE-1 3/4"**

Compact, handy, high-performance die grinders for grinding and deburring. Suitable for semi-stationary use as a milling motor. Collets with wrap around collar for workpiece protection. Slide switch. For single speed 28,000 RPM order GSZ 8-280P. Variable speed GSZ 8-280PE.

Standard equipment: 1 1/2" collet and 2 wrenches.

Specifications: 8-amps (120V AC) 28,000 RPM (VS 8,500-28,000) no-load speed, 1/2" max cutting diameter, 3/8" max collet diameter, 11.2" O/A length, tool wt 3.1 lbs, shipping wt. 4.95 lbs.

	GSZ 8-280P	GSZ 8-280PE
REGULAR PRICE	\$285	\$314
SPECIAL PRICE	\$229	\$249



**Die Grinders
GSZ 8-280PL/GSZ 8-280PEL**

Die grinders with long reach up to 6 1/8" for grinding and polishing in difficult to reach areas. Slide switch. Ergo-grip handle for maximum grip and reduced fatigue. Replaceable neck bearing cover. For single speed 28,000 RPM order GSZ 8-280PL. Variable speed GSZ 8-280PEL.

Standard equipment: 1 1/2" collet and 2 wrenches.

Specifications: 8-amps (120V AC) 28,000 RPM (VS 8,500-28,000) no-load speed, 1/2" max cutting diameter, 3/8" max collet diameter, 16.2" O/A length, tool wt 3.29 lbs, shipping wt. 7.15 lbs.

	GSZ 8-280PL	GSZ 8-280PEL
REGULAR PRICE	\$515	\$544
SPECIAL PRICE	\$399	\$429



4 1/2" Grinder **WSG7-115**

760 watt grinder that packs the power and versatility of larger grinders in a lighter, more ergonomic design. Powerful motor designed for maximum speed and torque under load. Dust protection on all electronic components and longer carbon brush life. Full metal gear head that rotates 90 degrees in steps.

Standard equipment: Guard, one pair of flanges, accessory handle and wrench.

Specifications: 8-amps (120V, AC/DC), 12,500 no-load RPM, 3/8-11 spindle, tool wt. 3.5 lbs., shipping wt. 6 lbs.

REGULAR PRICE \$83
SPECIAL PRICE \$69



4 1/2" Grinder **WSG8-115**

Compact grinder with unrivaled copper content for enormous power. Long carbon brush life due to innovative design and optimum ventilation. Easy, fast replacement through two service caps. Optimum switch position for every application. Metal gear head rotates in 90° steps.

Standard equipment: Non-slip safety guard, one pair of flanges, accessory handle and wrench.

Specifications: 6.7-amps (120V, AC/DC), 11,000 RPM no-load speed, 3/8-11 spindle, tool wt. 4.4 lbs., shipping wt. 6.9 lbs.

REGULAR PRICE \$144.00
SPECIAL PRICE \$106.40
6+ MIX OR MATCH \$99.99



5" Grinder **WSG11-125**

1100 watt grinder with unrivaled copper content for enormous power. Ergonomic and fatigue-free work. Long carbon brush life due to innovative design and optimum ventilation. Easy, fast replacement through two service caps. Optimum switch position for every application. Metal gear head rotates in 90° steps.

Standard equipment: Non-slip safety guard, one pair of flanges, accessory handle and wrench.

Specifications: 9.2-amps (120V, AC/DC), 11,000 RPM no-load speed, 3/8-11 spindle, tool wt. 4.8 lbs., shipping wt. 7.4 lbs.

REGULAR PRICE \$150.00
SPECIAL PRICE \$127.70
6+ MIX OR MATCH \$119.99



5" Rat Tail Grinder **WSG11-125R / WSG11-125RT**

1100 watt grinder with large reserve capacity for efficient grinding and cut-off work. Ergo-Grip handle offers maximum grip and reduced fatigue. Overload protected motor with high copper content for maximum power. Designed for maximum airflow. Locking trigger order WSG11-125R. Non-locking trigger order WSG11-125RT.

Standard equipment: Guard, one pair of flanges, anti-vibration handle and wrench.

Specifications: 9.2-amps (120V, AC/DC), 11,000 no-load RPM, 3/8-11 spindle, tool wt. 5.3 lbs., shipping wt. 9 lbs.

REGULAR PRICE \$246
SPECIAL PRICE \$199



5" Grinder **WSG15-125P**

1500 watt grinder with POWERtronic for constant speeds under load. Soft start, self-start lock switch with kickback stop. Unrivaled copper content for enormous power. Long carbon brush life due to innovative design and optimum ventilation. Easy, fast replacement through two service caps. Optimum switch position for every application. Metal gear head rotates in 90° steps.

Standard equipment: Non-slip safety guard, one pair of flanges, accessory handle and wrench.

Specifications: 12.5-amps (120V, AC only), 11,000 RPM no-load speed, 3/8-11 spindle, tool wt. 5 lbs., shipping wt. 7.5 lbs.

REGULAR PRICE \$203.00
SPECIAL PRICE \$170.20
6+ MIX OR MATCH \$159.99



6" Rat Tail Grinder **WSG11-150PR / WSG11-150PRT**

1500 watt grinder with POWERtronic for constant speed under load. Ergo-Grip handle offers maximum grip and reduced fatigue. Overload protected motor with high copper content for maximum power. Designed for maximum airflow. Soft start, restart protection, jam protection. Locking trigger order WSG11-150PR. Non-locking trigger order WSG11-150PRT.

Standard equipment: Guard, one pair of flanges, anti-vibration handle and wrench.

Specifications: 12.5-amps (120V, AC only), 8,500 no-load RPM 3/8-11 spindle, tool wt. 5.7 lbs., shipping wt. 9 lbs.

REGULAR PRICE \$329
SPECIAL PRICE \$259



6" Grinder **WSG17-150P**

1500 watt grinder with POWERtronic for constant speeds under load. Soft start, self-start lock switch with kickback stop. Unrivaled copper content for enormous power. Long carbon brush life due to innovative design and optimum ventilation. Easy, fast replacement through two service caps. Optimum switch position for every application. Metal gear head rotates in 90° steps.

Standard equipment: Non-slip safety guard, one pair of flanges, accessory handle and wrench.

Specifications: 12.5-amps (120V, AC only), 8,500 RPM no-load speed, 3/8-11 spindle, tool wt. 5.3 lbs., shipping wt. 7.8 lbs.

REGULAR PRICE \$203.00
SPECIAL PRICE \$170.99
6+ MIX OR MATCH \$159.99




5" Grinder **WSG15-70Inox**

Specialist tool with variable speed for stainless steel processing. POWERtronic for constant speeds under load. Soft start, self-start lock switch with kickback stop. Unrivaled copper content for enormous power. Long carbon brush life due to innovative design and optimum ventilation. Easy, fast replacement through two service caps. Optimum switch position for every application. Metal gear head rotates in 90° steps.

Standard equipment: Non-slip safety guard, one pair of flanges, accessory handle and wrench.

Specifications: 12.5-amps (120V, AC only), 2,500-7,900 RPM no-load speed, 3/8-11 spindle, tool wt. 5.3 lbs., shipping wt. 7.7 lbs.

REGULAR PRICE \$299.00
SPECIAL PRICE \$255.99
6+ MIX OR MATCH \$239.99




**16 Gauge Nibbler
No. CN16SA**

Three position indexing die holder for quick and easy direction changes. Most suitable for cutting corrugated and trapezoidal sheets.

Standard equipment: Wrench.

Specifications: 3.5-amps (120V, AC only), 2,300 SPM no-load, minimum cutting radius 1³⁷/₆₄" 5.2 ft./min. cutting speed in 18 ga. cold rolled steel, 3.5 lbs. tool wt.

REGULAR PRICE \$668
SPECIAL PRICE \$349
6+ MIX OR MATCH \$328



**16 Gauge Shear
No. CE16**

Cuts 26.7" of 16 gauge mild steel per minute. Easily replaced blades have eight cutting edges.

Standard equipment: Stationary blade (001), moving blade (000), wrench, thickness gauge.

Specifications: 3.7-amps (120V, AC only), 4,200 SPM, 1" minimum cutting radius, 4.0 lbs. tool wt.

REGULAR PRICE \$479
SPECIAL PRICE \$299
6+ MIX OR MATCH \$285



**4 1/2" Angle Grinder
No. G12SE2**

Large paddle switch. Unique "toolless" wheel guard. Excellent overload durability.

Standard equipment: Side handle, wrench.

Specifications: 9.5-amps (120V, AC/DC), 10,000 RPM no-load, max watts out 2,100, 5/8"-11 spindle thread, 4.2 lbs. tool wt.

REGULAR PRICE \$195.00
SPECIAL PRICE \$104.85
6+ MIX OR MATCH \$99.00
4 1/2" 6.2-AMP GRINDER (G12SR4) **SUBTRACT \$45**



**1 1/2" Rotary Hammer
No. DH38YE2 Spline
No. DH38MS SDS-Max**

Standard equipment: Side handle, carrying case.

Specifications: 8.4-amps, 510 RPM, 2,800 BPM, 4/4" max core bit, 14.1 lbs tool wt. **IMPACT ENERGY:** DH38YE2 spline has 5.9 ft-lbs. of impact energy, DH38MS SDS-Max has 6.6 ft-lbs. of impact energy.

REGULAR PRICE	DH38YE2	DH38MS
SPECIAL PRICE	\$548	\$585
	\$312	\$333



**3/4" Impact Wrench
No. WR22SA**

Detent pin for secure socket retention.

Standard equipment: Side handle, plastic case.

Specifications: 7.5-amps (120V, AC only) 1,800 RPM no-load, 2,000 IPM, 450 ft-lbs. max torque, tool wt. 10.6 lbs. Shipping wt 17 lbs.

REGULAR PRICE \$819
SPECIAL PRICE \$424
6+ MIX OR MATCH \$399



**12" Cut-Off Machine
No. CC12Y**

Tool design directs sparks away from user. Autostop carbon brush protects armature.

Standard equipment: One wheel to cut metal, one wheel to cut concrete, two wrenches.

Specifications: 15.0-amps (120V, AC/DC), 5,000 RPM no-load speed, 1" arbor, 4" max cut, 23.1 lbs.

REGULAR PRICE \$875
SPECIAL PRICE \$399
6+ MIX OR MATCH \$375



**Rebar Cutter/Bender
No. VB16Y**

The VB16Y can easily cut or bend rebar. When bending, select 0-180° bends by a simple turn of a dial.

Standard equipment: Deflection guard, wrench.

Specifications: 8.0-amps (120V, AC only), makes 180° bends in 4.3 seconds, cut in two parts takes 2.5 seconds irrespective of rebar diameter up to and including #5 (5/8"), 39.7 lbs. shipping wt.

REGULAR PRICE \$4,650
SPECIAL PRICE \$1,750



**Gas Powered 1/2" Drill
No. TED-270PFR**

26.9 cc 1.4 HP PureFire® two stroke engine meets emission levels without sacrificing power, adding weight or creating maintenance headaches. 20:1 gear reduction, powered reversing feature, heavy-duty fuel tank protector, covered by Tanaka's 2-year commercial use warranty EPA phase two and carb Tier II compliant.

Standard equipment: Dual position padded front handle.

Specifications: Displacement 26.9 cc, 22.7 ounce fuel tank, gas/oil ration 50:01, dry weight with chuck 13.4 lbs.

REGULAR PRICE \$885
SPECIAL PRICE \$525



GENERAC
Professional Generator

The XP6500E contains all the features a contractor requires:

- Electric Start, battery included with manual pull start backup. EPA/49" State/CSA
- Full panel GFCI protections that are OSHA and NEC2011 compliant
- Low oil pressure shutdown protection and idle control
- 120/240V selector that allows full 120V power or 120/240V output
- Generac OHVI™ engine designed specifically for generators
- True Power™ technology that provides clean and smooth operation of sensitive electronics and tools
- Integrated lifting eye and hardened 1.25" steel tube cradle
- Fuel gauge included, capacity 9 gal./34 liter with a run time of 11 hours @ 50%

PART #	AC RATED OUTPUT RUNNING WATTS	RATED 120/240 VAC AMPERAGE	SHIPPING WEIGHT	PRICE
5930-1	6500	54.2/27.0	261 lbs.	\$1,925

*California requires EPA CARB compliant model. Available by special order. Call for price.

WATTS=Volts x Amps

Allow 2 times the listed running watts of a tool for starting watts requirements.



GENERAC
Professional Generator

The XP8000E contains all the features a contractor requires:

- Electric Start, battery included with manual pull start backup. EPA/49" State/CSA
- Full panel GFCI protections that are OSHA and NEC2011 compliant
- Low oil pressure shutdown protection and idle control
- 120/240V selector that allows full 120V power or 120/240V output
- Generac OHVI™ engine designed specifically for generators
- True Power™ technology that provides clean and smooth operation of sensitive electronics and tools
- Integrated lifting eye and hardened 1.25" steel tube cradle
- Fuel gauge included, capacity 9 gal./34 liter with a run time of 11 hours @ 50%

PART #	AC RATED OUTPUT RUNNING WATTS	RATED 120/240 VAC AMPERAGE	SHIPPING WEIGHT	PRICE
5931-1	8000	66.6/33.3	269 lbs.	\$2,325

*California requires EPA CARB compliant model. Available by special order. Call for price.

WATTS=Volts x Amps

Allow 2 times the listed running watts of a tool for starting watts requirements.



BLADES SOLD SEPARATELY

Husqvarna K3000 Electric with Vac Attachment

The versatile K3000 uses 1,800 watts to ensure enough power for cutting depths up to 5". Advanced Elgard™ electronic overload protection varies the rotation speed to warn of approaching overload. Electronic Softstart™ provides normal starting with normal, slow acting fuses. Cutting in a downward or pulling rotation reduces the risk of jamming and kickback. Vac attachment works with any shop vac capable of handling concrete dust and uses 1½" hose.

PART #	MOTOR	BLADE CAP.	CUT DEPTH	TOOL WGHT.	PRICE
966715901	110V	14"	4.5"	20.7 lbs.	\$865




Husqvarna Gas Saws

BLADE SOLD SEPARATELY

Husqvarna gas saws have the power professionals demand. Features include • Active Air Filtration™ for long service intervals • SmartCarb™ for extended filter life • DuraStarter™ dust protected for added life • Decompression valve which reduces the force required to start by 50% • Wet-cut kit • 1" arbor is standard. 20mm flange is included.

MODEL #	BLADE CAPACITY	DISPLACEMENT CU.-INCH	TOOL WT. (LBS.)	HORSE POWER	SPECIAL PRICE
K760 Active	12"/14"	4.8	21.4	5	\$938
K970 Active	12"/14"	5.7	22.9	6.1	1,194



Steel Decking Blade

Blade is recommended to cut metal – perfect for steel decking. It will also cut wood, rebar, copper, PVC pipe, concrete and brick/block.

PART NUMBER	DIA	1-4	5+ Mix/Match
DM12"FR3	12"	\$169	\$158
DM14"FR3	14"	185	172

Husqvarna K760 Cut-n-Break

Versatile power cutter for anyone that needs to cut up to 16" deep. Ideal for window and door openings where you don't want overcutting at the corners. Cuts pipe in trenches, grooves for cabling, expansion joints and crack repairs.

Each cut can be up to 2½" deep and ¾" wide. Since the cutter has twin blades (one set included) a core is formed in the saw cut. The core can easily be broken off using the breaking tool (included). Continue with additional cuts to the desired depth. Maximum depth 16".

Features • digital ignition system • SmartCarb™ Fuel system • Active Air Filtration™ air cleaning.

PART #	HP	BLADE SIZE	FUEL CAP.	TOOL WT. W/O FUEL	SPECIAL PRICE
967195701	5	9"	.95 qt.	23.3 lb.	\$1,731
576778501 General Purpose Replacement Blade Set \$334					




Husqvarna DM230 Hand Held Core Drill


Drill holes for ventilation, plumbing pipes, joints, electrical sockets or telecom cable in reinforced concrete, brick and other building materials. Useful for horizontal or confined space drilling. Capacity is 4" diameter by hand or 6" when mounted on the optional DS150 drill stand.

Features • 3 speed, water cooled gearbox for optimal drilling performance • Softstart™ to slowly increase RPMs when starting • Elgard™ overload indication via pulsation to increase product life.

Specifications: 115V 15-amp, 900/2,150/4,500 no load spindle speed.

PART #	HP	SPINDLE INNER	THREAD OUTER	TOOL WT. (LBS.)	SPECIAL PRICE
968411301	2.4	⅝"-11	1¼"-7	12	\$1,590
OPTIONAL DS150 DRILL STAND					
966827202				31	678






CUT-OFF BLADES FOR HAND HELD SAWS

High speed, reinforced (with strands of fiberglass) abrasive wheels for hand held saws are used to cut: concrete • asphalt • metal • compositional materials • pipe • thin gauge steel • corrugated roof deck.

These are Type 1 style wheels which means their shape is straight, that is the wheel would appear completely flat when layed upon a table top. Specify if you are cutting metal or concrete. Specify arbor size of 1" or 20mm.

SIZE	1-9	10-40*	ANY MIX* 50+
12 x 1/8	\$6.50	\$5.85	\$4.75
14 x 1/8	\$11.70	\$10.40	\$8.60

*MUST BUY IN MULTIPLES OF 10



.045" THIN CUTTING WHEELS

Super thin A60S abrasive wheels are specially formulated to cut fast and burr-free. Use to cut steel, pipe, rebar, channel and angle iron. Available in Type 1 (use 5/8-11 reusable adapter for angle grinders) and Type 27 (use standard

Type 27 flange for angle grinders). Max RPM is 13,300 for 4 1/2", 12,200 for 5", and 10,100 for 6". (MO)

SIZE	TYPE 1			TYPE 27		
	1-49	50*	ANY MIX* 100+	1-49	50*	ANY MIX* 100+
4 1/2 x .045 x 7/8	\$1.84	\$1.54	\$1.34	\$2.09	\$1.76	\$1.54
5 x .045 x 7/8	\$2.34	\$1.98	\$1.69	\$2.46	\$2.09	\$1.79
6 x .045 x 7/8**	\$2.58	\$2.15	\$1.86	\$2.71	\$2.25	\$1.96

*MUST BUY IN MULTIPLES OF 50 **6" TYPE 1 IS .040"



CHOP SAW BLADES

Three styles of chop saw blades to choose from: The Ultimate is an exceptional stud cutting blade and a superior general cutting blade - a really great blade at a really great price. Stud King is best suited when cutting steel thinner than 1/8" thick. Iron Worker is best suited when cutting steel thicker than 1/8".

ITEM	STEEL THICKNESS	BLADES PER BOX	PRICE PER BLADE	
			1 BOX	50 BLADES*
14 x 7/64 x 1 Ultimate	0-1/2"	25	\$4.60	\$3.99
14 x 3/32 x 1 Stud King	0-1/8"	10	6.20	5.40
14 x 7/64 x 1 Iron Worker	1/8"-1/2"	10	6.20	5.65

*MUST BUY IN BOX QTY. ADD 10% FOR LESS THAN FULL BOX


GRINDING WHEELS

Use on right angle grinders. These are the type 27 style wheels which mean that the wheel is straight except for the depressed center. Specify 7/8" arbor or 5/8-11 hub. Add \$1 to the below blade price if you wish to order the blade with the 5/8-11 hub attached. Specify if grinding metal or concrete.




TYPE	1-24	25*	ANY MIX* 50+
4 1/2 x 1/4 x 7/8	\$2.22	\$2.08	\$1.75
7 x 1/4 x 7/8	\$4.88	\$4.44	\$3.71
9 x 1/4 x 7/8	\$7.29	\$6.64	\$5.53

*MUST BUY IN MULTIPLES OF 25



CERAMIC GRINDING WHEELS



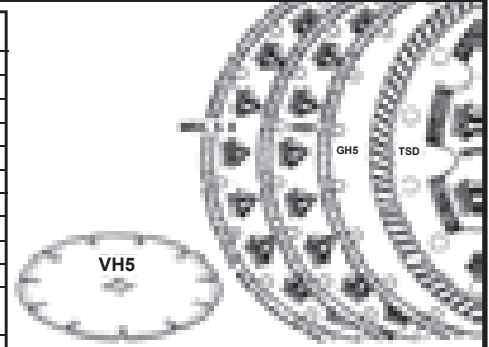
AMAZING. These ceramic blades provide FOUR TIMES THE LIFE AND 30% FASTER STOCK REMOVAL as compared to the commonly used abrasive grinding wheels. FIRST TIME TRIAL OFFER: buy up to one full box on only one item on only your first order and get a 20% discount on price below. Limit of one trial order per customer. (BR)

SIZE	TYPE 27			%11 HUB ATTACHED		
	1-24	BOX OF 25	4 BOXES OF 25	1-9	BOX OF 10	5 BOXES OF 10*
4 1/2 x 1/8	\$6.70	\$5.50	\$4.85	\$7.65	\$6.35	\$5.60
4 1/2 x 1/4	7.35	6.15	5.40	8.30	6.85	5.95
7 x 1/4	-	-	-	12.80	10.70	9.40

Husqvarna **Dri Disc® Diamond Blades**

Dri Disc® Diamond Blades Recommendation Chart

Saw Type	Materials	Size	Quality	Premium	Super Premium
Small handsaws, grinders or tile saws	Tile, masonry, concrete, stone	4" to 10"	TSD-S	TXS-S	BARRACUDA
	Tuck pointing mortar joints	4" to 4-1/2"		D75	DTR5
High speed gas and electric saws	Tile, masonry, concrete, stone	12" & 14"	Orange Crush	EH5	GH5
	Asphalt, block, abrasive materials		VARI-CUT	EH10	GH10
Masonry saws	Brick/hard materials	14" & 20"	VH5	BHT3	M15
	Brick/block combination		VH5	BB8	M18
	Block			BB8	M18
Small concrete saws (7-1/2 – 20 HP)	Abrasive asphalt	12" & 14"		EH10	GH10
	Green concrete w/soft to med. hard aggregate			EH10	GH9
Small handsaws, grinders or tile saws	Fast, smooth cutting of tile, brick, stone, and other similar hard materials	4" to 10"	TSD-T	TXS-S	BARRACUDA
Grinders	Grinding concrete, masonry and stone	4" & 7"	LW1	GW1 & GW2	



Description	Price	Description	Price	Description	Price	Description	Price
4 x .075 TSD-S	\$ 14	4 1/2 x .080 Barracuda	\$ 49	7 x .080 Barracuda	\$ 96	14 x .118 FLX	\$49
4 x .080 Barracuda	41	4 1/2 x .075 TSD-T Turbo	16	10 x .100 TSD-T Turbo	67	14 x .118 Orange Crush	59
4 x .075 TSD-T Turbo	14	7 x .095 TSD-S	34	12 x .118 VH5	71	14 x .118 VH5	84
4 1/2 x .075 TSD-S	16	7 x .095 TSD-T	34	12 x .125 GH5	152	14 x .125 GH5	195

Diamond Core Bits

Diamond Core bits are offered in banner line or millenium. Both styles have built-in threaded adaptors, provide a 14" drill depth and are available from 3/8" to 14" diameters.



DIA.	BANNER LINE	MILLENIUM #5400
1"	\$ 65	\$ 80
1 1/4"	68	88
1 1/2"	77	99
2"	96	120
2 1/2"	115	148
3"	128	170
4"	171	221
6"	253	357
8"	362	466
10"	480	595
12"	597	748

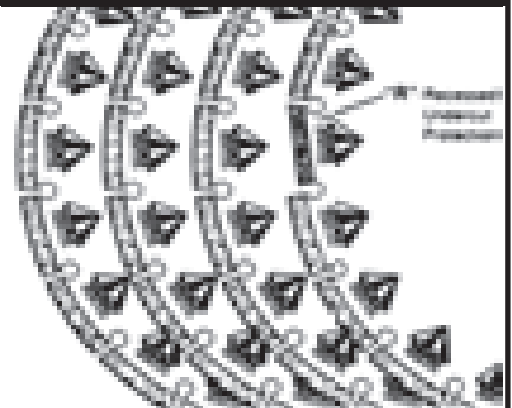


Husqvarna **Concrete Saw Diamond Blades**

Concrete Diamond Blade Recommendation Chart

Materials		Size	GH Series (Standard)	Banner Line (Quality)	Professional Grade (Premium)
Hard/Dense ↑ Soft/Abrasive ↓	Critically Hard concrete with Rebar Reinforcing	12" to 36" Call Dynamic Fastener for detailed selection or availability		Gold 150B	F710C
	Cured concrete with Hard Aggregate		GH5	Blue 200B	F730C
	Cured Concrete w/Soft Aggregate, or Semi-Cured Concrete		GH5	Blue 300P	F740C
	Green concrete with Medium to Hard Aggregate or Asphalt over Concrete		GH9	Red 450B△	F700G
Asphalt		GH8	Black 500B△	F700A	

Vanguard "Standard" grade blades provide low initial cost and solid performance. **Banner Line** is Target's best selling line of "Quality" grade blades, good for most jobs. **Premier Grade** blades are for heavy duty sawing/high production.



† Indicates Recessed Core undercut protection is standard on these blades. △ Recessed Core Protection is recommended on these blades.

DESCRIPTION	Reg. Price	SPECIAL	DESCRIPTION	Reg. Price	SPECIAL
12 x .125 EH Series	\$ 190	\$143	14 x .125 FLX230 Cured	\$374	\$281
14 x .125 EH Series	225	169	14 x .125 FLX280 Asphalt	403	302
12 x .250 Professional L3	648	486	14 x .110 Banner Line (Blue Med.)	453	340
14 x .250 Professional L3	696	522	14 x .110 Banner Line (Gold Hard)	453	340

STEEL CUTTING

SLASHER® STEEL CUTTING CIRCULAR SAW BLADES



The **SLASHER** metal cutting saw blade for circular saws is the answer to your ferrous metal cutting needs. Never before has steel cutting been so easy and economical!

This blade has received rave reviews from our customers that tell us that due to its drastically reduced sparking while cutting, that it is the perfect way to cut a painted panel. As compared to using an abrasive wheel, you'll obtain: 1) less noise 2) fewer blade changes 3) no burr on edges 4) drastically reduced sparking 5) less cost per cut 6) no dust clouds 7) faster cutting and 8) cool cutting.

Use this blade to cut mild steel in: sheet steel, 1/4" thick steel plate, steel studs, steel pipe, channel, threaded rod and much more.

Specially formulated C-6 carbide grade resists breakage on impact and lasts much longer than standard carbide or abrasive wheels. Cermet (ceramic-metal) tipped blades are particularly effective for cutting thicker, solid stock and higher tensile steel. They are made especially for use on lower RPM saws such as worm-drive saws. When these conditions exist, cermet tipped blades will greatly outlast the standard Slasher blades.

"Stealth" blades are the next generation of the **SLASHER** blade. Patented 2-piece blade construction dampens vibration and reduces noise—producing cuts that are smoother and quieter. The 4 P/N's that begin with a * are Stealth blades.

16SP80 is designed to cut foam insulated panels (sandwich panels) with thin gauge (no thicker than 18 gauge) steel surfaces using the Makita 5402NA 2,200 RPM circular saw. DO NOT cut ANY other materials such as steel plates, angles, tubing or ANY OTHER material with the 16SP80 blade while on the Makita 5402NA saw. **WARNING!** If you are using a blade (other than our 16SP80) to cut insulated panels and if that blade manufacturer will not put in writing that the blade IS PERMITTED to cut insulated panels (as we did above) then you are needlessly exposing your company to unnecessary and potentially very costly liabilities.

** SPECIFY 5/8" OR 20MM ARBOR
SLASHER IS A REGISTERED TRADEMARK OF DYNAMIC FASTENER SERVICE, INC.

P/N TEETH	ARBOR	MAX RPM	KERF	MILD STEEL CUTTING APPLICATION	1-4	NO MIX 5+
5 ³ / ₈ SP30B	10MM	3200	.059"	18 Ga. to 3/16"	\$31	\$28
5 ³ / ₈ SP50B	10MM	3200	.055"	18 Ga. & Lighter	43	39
5 ³ / ₈ SP32	20MM	4300	.059"	24 Ga. to 1/8"	35	32
6 ¹ / ₄ SP48	5/8"	5300	.079"	1/8" & Lighter	47	43
6 ¹ / ₂ SP48	5/8"	3700	.079"	18 Ga. to 3/16"	47	43
6 ³ / ₄ SP40	20MM	3500	.071"	26 Ga. to 3/16"	47	43
7 ¹ / ₄ SP38**	5/8" / ⚡ or 20MM	5800	.079"	1/8" to 1/4"	49	45
*7 ¹ / ₄ ST38	5/8" & ⚡	5800	.079"	1/8" to 1/4" (Stealth)	65	59
7 ¹ / ₄ SP48**	5/8" / ⚡ or 20MM	5800	.079"	24 Ga. to 1/8"	49	45
*7 ¹ / ₄ ST48	5/8" & ⚡	5800	.079"	24 Ga. to 1/8" (Stealth)	65	59
7 ¹ / ₄ SP56	5/8" & ⚡	5800	.071"	24 Ga. & Lighter	59	54
7 ¹ / ₄ SP70**	5/8" / ⚡ or 20MM	5800	.069"	26 Ga. to 29 Ga.	64	58
8SP48	5/8" & ⚡	4300	.087"	24 Ga. to 1/8"	52	47
8 ¹ / ₄ SP48	5/8" & ⚡	5800	.087"	20 Ga. to 1/4"	55	50
9SP48	1"	2700	.087"	18 Ga. to 1/8"	79	72
10SP50	1" & 5/8"	1900	.098"	20 Ga. to 1/4"	98	88
12SP54	1"	2000	.087"	1/8" to 1/2"	98	89
12SP60	1"	2000	.098"	20 Ga. to 3/8"	106	96
*12ST60	1"	2000	.094"	20 Ga. to 3/8" (Stealth)	128	116
14SP72	1"	1700	.094"	20 Ga. to 1/4"	169	154
*14ST72	1"	1700	.094"	20 Ga. to 1/4" (Stealth)	187	170
14SP90	1"	1700	.094"	29 Ga. to 1/8"	219	199
16SP80	1"	1700	.102"	Foam Insulated Panel	450	425
6 ¹ / ₂ 60A	5/8"	2600	.079"	Use these eight blades when cutting ALUMINUM, COPPER, BRONZE or BRASS	49	45
7 ¹ / ₂ 60A	5/8" & ⚡	8300	.079"		63	57
860A	5/8" & ⚡	7300	.087"		76	69
8 ¹ / ₂ 60A	5/8" & ⚡	7300	.087"		76	69
1080A	5/8"	5870	.094"		103	94
10100A	5/8"	5870	.094"		112	102
12100A	1"	5000	.110"		139	125
14100A	1"	4300	.118"		179	161
1278S/S	1"	2000	.087"	Cuts Stainless - but ONLY 303 or 304 S/S, only 1/8" to 1/4" thick	225	207
1490S/S	1"	1700	.087"		250	230



8" Metal Cutting Saw No. 6370-21

See pg 30 bottom/left box for full product details.

REGULAR PRICE \$526
SPECIAL PRICE \$269
6+ MIX OR MATCH \$253



8" Worm Drive Metal Cutting Saw No. SPT78MMC-22

FREE 8" 48T Slasher blade. See pg 36 top/left box for full product details.

REGULAR PRICE \$499
SPECIAL PRICE \$299
6+ MIX OR MATCH \$281



12" Metal Cutting Saw No. SPT62MTC-22

FREE 12" 60T Slasher blade. See pg 36 top/middle box for full product details.






REGULAR PRICE \$699
SPECIAL PRICE \$399
6+ MIX OR MATCH \$375



14" Metal Cutting Saw No. DW872

FREE 4 1/2" grinder. See pg 25 top/right box for full product details.

REGULAR PRICE \$928
SPECIAL PRICE \$459




These shims are an inexpensive leveling device aid. They won't rust, rot, stain or leach concrete. They are uniform in thickness and horseshoe shims are color coded by thickness.

	#16 SHIM STACK HORSESHOE WITH END SHIM	SERIES TS ROUNDED CORNER HORSESHOE SHIMS			SERIES TM ROUNDED CORNER HORSESHOE SHIMS			SERIES TL SQUARED CORNER HORSESHOE SHIMS			SERIES LH RECTANGULAR SHIMS					
Length	B	3 3/4" Excluding end shim	2" O/A	2" O/A	2" O/A	3 1/2" O/A	3 1/2" O/A	3 1/2" O/A	4" O/A	4" O/A	4" O/A	4" O/A	4" O/A	4" O/A	4" O/A	
Width	A	1 1/8"	1 1/2"	1 1/2"	1 1/2"	1 1/2"	1 1/2"	1 1/2"	3"	3"	3"	2"	2"	2"	2"	
Thickness	D	1/8"	1/8"	1/8"	1/8"	1/8"	1/8"	1/8"	1/8"	1/8"	1/8"	1/8"	1/8"	1/8"	1/8"	
Gap Width		5/8"	1/2"	1/2"	1/2"	1/2"	1/2"	1/2"	7/8"	7/8"	7/8"	None	None	None	None	
Color		Black	Blue	Red	Black	Blue	Red	Black	Blue	Red	Black	Black	Black	Black	Black	
Box Qty.		125 Stacks	1000	1000	1000	1000	1000	1000	1000	1000	500	1200	1200	720	720	
Price Per Box																
1-5 boxes		\$122.80	\$24.70	\$44.50	\$74.70	\$45.90	\$75.50	\$110.30	\$145.60	\$230.90	\$193.90	\$144.72	\$237.84	\$264.96		
6+ boxes		108.20	21.60	39.30	65.60	40.30	65.60	96.90	128.10	203.60	170.80	127.56	209.28	234.36		

* 16 shims 1/8" Sealed 1" High
** 17 shims 1/8" Sealed 1 1/8" High

Engineering Specifications:
Apply to all above series


- 10,000 to 12,000 PSI compressive strength
- Classed as slow burning with no toxic fumes
- Coefficient of linear expansion is 3 to 5 x 10⁻⁵ inches/inch/°C



ZIRCONIUM FLAP DISCS

Zirconium flap discs combine grinding and finishing into one step. They cut costs over resin fiber discs by 15 to 1 and reduce operator fatigue. Other types, sizes and grits available on request.

P/N	DIA.	ARBOR	GRIT	1-9 PRICE	10+ ANY MIX
342040	4 1/2"	7/8"	40	\$5.45	\$4.50
342060	4 1/2"	7/8"	60	5.45	4.50
342080	4 1/2"	7/8"	80	5.45	4.50
343H040	7"	5/8-11"	40	11.95	9.95
343H060	7"	5/8-11"	60	11.95	9.95
343H080	7"	5/8-11"	80	11.95	9.95



BRUSHES FOR MINI-GRINDERS

5/8-11 threaded brushes feature heavy duty construction with heat-treated steel wire. Knot wheel features 3/8" face width; stringer bead - 3/16" face for root pass and confined application areas.

P/N	WIRE STYLE	WIRE DIA.	TRIM SIZE	RPM MAX. SPEED	(RPM)	
					1-9 PRICE	10+ ANY MIX
DW4930	Knot Wheel	4"	.014 7/8"	20,000	\$14.25	\$12.40
DW4925	Stringer Wheel	4"	.020 7/8"	20,000	14.25	12.40
DW4920	Crimped Cup	3"	.014 1"	14,000	13.75	11.95
DW4910	Knot Cup	2 3/4"	.020 1"	14,000	13.75	11.95



CUP BRUSHES FOR LARGE ANGLE GRINDERS


Choose knot style for aggressive brushing action, and crimped for a superior finish. Heat treated steel wire, 5/8-11 arbor hole.

P/N	WIRE STYLE	WIRE DIA.	TRIM SIZE	RPM MAX. SPEED	(RPM)	
					1-9 PRICE	10+ ANY MIX
DW4916	Knot	4"	.025 1 1/4"	9,000	\$21.30	\$18.55
DW4917	Knot	6"	.025 1 1/2"	6,600	43.25	37.60
DW49101	Crimped	4"	.020 1 1/2"	9,000	14.50	12.60
DW49102	Crimped	6"	.020 1 1/2"	6,600	21.70	18.90



STEM MOUNTED BRUSHES with 1/4" shank. Heat-treated steel wire. A variety of shapes to accessorize your hand drill or collet-equipped air and electric power tools.

P/N	BRUSH DESCRIP.	DIA.	WIRE SIZE	TRIM LENGTH	(RPM) MAX SPEED	(RPM)	
						1-9 PRICE	10+ ANY MIX
36251	Knot End	1"	.020	7/8"	20,000	\$11.45	\$9.95
36248	Crimped End	1"	.014	7/8"	20,000	7.50	6.55
36208	Crimped Wheel	1 1/2"	.014	3/8"	20,000	6.15	5.35
36211	Crimped Wheel	3"	.014	7/8"	20,000	8.80	7.65



BENCH GRINDER BRUSHES

Designed for automotive, do-it-yourself, farm and hardware applications, Bench Brushes provide a medium brushing action for applications including paint, flashing and surface corrosion removal, and surface preparation.

P/N	BRUSH DIA.	FACE WIDTH	TRIM LENGTH	ARBOR HOLE	(RPM) MAX. SPEED	(RPM)	
						1-9 PRICE	10+ ANY MIX
36200	6"	1/2"	1 1/8"	5/8", 1/2"	6,000	\$15.60	\$13.55
DW4905	6"	7/8"	1 1/8"	5/8", 1/2"	6,000	16.50	14.35
DW4906	8"	3/4"	2 1/8"	5/8"	6,000	20.15	17.55
DW4907	8"	1"	1 3/8"	5/8"	4,000	20.15	17.55
DW4908	10"	1 1/8"	2"	3/4"	3,600	29.95	26.15



FLOOR SWEEPS, ROOF BRUSHES, HANDLES

Heavy-duty Stiff Palmyra fill **Floor Sweeps** are recommended for wet or dry sweeping on rough concrete or wood floors. Knot Style **Roof Brush** handles many tasks including hot tar mopping. Economy version for use with cold coating only.

P/N	BLOCK SIZE	TRIM LENGTH	DESCRIPTION	(RPM)	
				1-9 PRICE	10+ ANY MIX
42023	24 x 2 1/2"	4"	Floor Sweep	\$17.40	\$15.30
44010	6 1/2 x 1 3/4"	3 1/4"	3 Knot Roof Brush	17.95	15.60
36617	7 x 2 1/2"	2 1/2"	Economy Roof Brush	4.85	4.25
44019	Handle for floor sweeps:			8.10	7.10
44020	Handle for roof brushes:			7.90	6.95
	1 1/2" x 5' length, tapered end				

MOTOROLA, ^{RECTORSEAL} metacaulk®, FIRE STOP



MOTOROLA

Business Two-Way Radio

CONNECT EVERY WORKER INSTANTLY

- Eliminate Wasted Time
- Quickly Share Information
- ROI in 60 Days
- Increase Productivity
- Reduce Labor Costs
- No Monthly Bills

- Built to Military Standards for high resistance to moisture, shock, dust and vibration
- User selectable frequencies and privacy codes
- Audio accessory jack - Use with speaker mic and headsets for privacy or use in noisy areas
- Includes interchangeable battery, desktop charger, belt clip

Model No.	Type	Transmit Power	# of Channels	Built-in Freq.	1 - 8	8+
RMU2040	UHF	2 watt	2 (expandable to 4)	90	\$229	\$219
RMU2080	UHF	2 watt	8	90	\$259	\$249
RMU4100	UHF	4 watt	10	Programmable	\$319	\$299
DTR550	Digital on-site work-talkie. Not compatible to RUDTY or RCU models. (Greater Coverage - Up to 300,000 sq. ft. or 30 floors*)				\$299	\$289
SC90	8-Unit charger for DTR				\$189	
SC95	Standard Li-Ion battery for DTR				\$43	
SPR9000	External speaker with push-to-talk mic				\$50	
MBT	Earpiece with clip-on push-to-talk mic				\$30	
RLN200	8-Unit charger for RCU models				\$229	
RLN201	Standard Li-Ion battery for RCU				\$55	
RNTN4100A	Replacement TBM1 battery for RUDTY models				\$30	

*Talk range may vary depending on terrain and conditions.



- Voice prompts
- Improved battery life up to 15 hours!
- Enhanced durability
- Expanded frequencies

RMU2040



- Talk privately To One Person or Talk To Every Worker
- No FCC License required
- Keeps conversations secure
- Long lasting Li-Ion battery

DTR550



Self-Righting Work Light

Bright, durable, and virtually indestructible; the 36" tall Wobble Light is a self righting, highly durable work light that takes a severe beating from workers, vehicles, debris, and drops. Internal ventilation system keeps the light cool enough to touch. String them in series or use individually.

No Set-Up. Just Plug It In.

175w Metal Halide - 15,000 hr bulb life, 1.6 amp draw, spare outlet plug, convection cooled.

400w Metal Halide - 15,000 hr bulb life, 3.6 amp draw, spare outlet plug, fan cooled.

85w Fluorescent - 10,000 hr bulb life, .8 amp draw, convection cooled.



Part #	Description	Light Output	List Price	Mix & Match Lights	
				1-2 Units	3+ Units
WL175MH	175w Metal Halide Work Light	15000 Lumens 30-42 ft Range	\$362.00	\$307.70	\$279.95
WL400MH	400w Metal Halide Work Light	40000 Lumens 78-110 ft Range	442.00	373.60	339.95
WLJ85F	85w Fluorescent Work Light	5000 Lumens 20 ft Range	165.99	147.70	134.40

metacaulk FIRESTOP SOLUTIONS



- Over 1200 UL-Tested Systems
- Meets Requirements for LEED® Accreditation Points
- Excellent Freeze-Thaw Capabilities
- Mold Inhibitors Built-In

Metacaulk® sealants are easy-to-use, one-component caulk and smoke seal. They prevent the spread of flames, smoke, hot gases and water through openings in fire-rated walls and floors. These sealants are applied with a conventional caulking gun and require no dilution or mixing. A variety of formulas are available to meet different project requirements.

RectorSeal manufactures a full line of firestop products, including sealants, putties, composite sheets, pillows, wrap strips, pipe collars and cast-in-place devices.




FLOOD LIGHTS,



PORTABLE FLOOD LIGHTS

The productivity and safety of halogen lighting for shop or jobsite use. 500 watt halogen bulb provides up to 15,000 square feet of light • safety wire guard • adjustable • grounded indoor/outdoor SJTW cord • UL approved. (EC)

P/N	Description	Height	1-3	4+
08-00209	500 Watt Portable Flood	6"	\$15.95	\$13.90
08-00210	Single 500W Telescoping Flood	2½'-6'	39.90	34.70
08-00211	Twin 500W Telescoping Flood	2½'-6'	49.60	43.15



DYNAMIC EXTENSION CORD

Does it appear to you that extension cords seem to "disappear" long before the cords usefulness has expired? We have the colorful answer that deters theft and minimizes innocent confusion of which sub owns which extension cord. We now offer our single outlet 12/3 round wire extension cords in 2 color varieties. 1) "SJTW-A" is flexible to 35°F in a highly visible lime green with lit ends. 2) "SJEOW-A" (Polar/Solar) is flexible to *minus* 20°F in a hot pink with lit ends. Both are UL listed and meet OSHA requirements for outdoor use.

Wire Gauge	Length	# of Outlets	"SJTW-A"		Polar/Solar "SJEOW-A"	
			1-5 Price	6+ Any Mix	1-5 Price	6+ Any Mix
12/3	50'	1	\$37.70	\$33.95	\$53.75	\$48.55
12/3	100'	1	68.95	62.30	99.30	89.70



POWER DISTRIBUTION CENTER

is a NEMA Type 3R rainproof power center. The platform has a closure protected by an e-coat and yellow exterior paint finish. The sled base is powder coated black. Advanced GFCI technology with open neutral and over-voltage protection. All receptacles are weather resistant.

Overload and GFCI Protection: 50A—none, 30A—circuit breaker, 20A—GFCI circuit breaker on each.

50A Power Inlet	50A Power Outlet	30A Power Outlet	20A Power Outlets (6)
50A 125/250v Locking with Covers	50A 125/250v Locking with Covers	30A 250v L6-30R Locking with Covers	20A 125v 5-20R Straight blades with Covers
Part #	Description	Weight	Price
01970	6 GFCI outlet Portable Power Distribution Center	34 lbs.	\$389
01918	50' 6/3 & 8/1 SEOW 50A 125/250v extension cord	27 lbs.	205
01919	100' 6/3 & 8/1 SEOW 50A 125/250v extension cord	54 lbs.	345



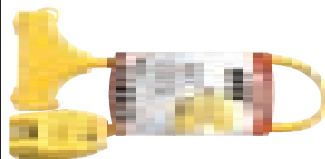
EXTENSION CORD

We offer a full range of extension cords to meet the contractors' needs. 1) "SJTW" is flexible to 35°F. Standard color is either orange or yellow but many other color combinations are available to special order. 2) "SJEOW" Polar/Solar® is flexible to *minus* 20°F. Standard color is yellow or blue. Most cords below are available with lit ends and **locking** connector. All are UL listed and meet OSHA requirements.

Wire Gauge	Length	# of Outlets	"SJTW"		POLAR/SOLAR "SJEOW"	
			1-5 Price	6+ Any Mix	1-5 Price	6+ Any Mix
14/3	50'	1	\$24.65	\$22.15	\$29.35	\$26.40
14/3	100'	1	45.10	40.55	62.85•	56.55
12/3	50'	1	33.15•	29.80	48.25••	43.45
12/3	100'	1	58.10	52.30	89.40••	80.50
12/3	2'	3	7.50	6.85	11.80	10.80
12/3	50'	3	40.65	36.60	47.90•	43.15
12/3	100'	3	67.35	60.60	90.30•	81.35
10/3	100'	1	117.95	104.95	147.30	132.60

- Typically stocked with lit ends
- Typically stocked with lit ends and locking connector

Ground Fault Circuit Interrupters



Three types of GFCI's are stocked. They are rugged, all weather, UL listed and meet OSHA requirements. All are rated 15 amps/120 volts/1,800 watts. The 2822 and 2832 have a GFCI at the end whereas the 2841 is an inline style. Lit ends are available on the triplex GFCI's to order.

MODEL NUMBER	Cord Length	Cord Gauge	# of Outlets	1-5 Price	6+ Any Mix
2822	6'	12/3	2	\$39.20	\$35.30
2832	2'	12/3	3	26.95	24.25
2841	2'	12/3	3	30.70	27.65

ELECTRICAL ACCESSORIES

3 wire replacement cord ends. 15-amp/125V UL listed



	1-5 PRICE	6+ PRICE
#5984 Male End, Yellow Vinyl	\$4.40	\$3.95
#5985 Female End, Yellow Vinyl	\$6.90	\$6.30

The Lenox Gold™ Titanium edge bi-metal recip blade lasts 240% longer than the leading competitor and cuts much, much faster. The more cuts made, the greater the speed differential. One independent test showed the Lenox Gold blade to be over 325% faster on the 28th cut as compared to three leading competitors.

- VOLUME DISCOUNTS -
BUY \$250.00 OR 100 PCS. (ANY MIX) OF DEWALT &/OR LENOX &/OR MILWAUKEE PRODUCT and WE WILL DEDUCT AN ADDITIONAL 12% OFF OF THESE ALREADY LOW PRICES.

PART	LENGTH	TEETH PER INCH	USED ON	RECOMMENDED USE	DEWALT PRICE PER BLADE	MILWAUKEE PRICE PER BLADE	LENOX PRICE PER BLADE	MILWAUKEE PRICE PER BLADE
414R 614R	4" 6"	14	Metal Metal	Heavy gauge metal 1/8"-1/2"/6-13mm, hard rubber, fiber & angle iron.	\$1.73 \$1.91	\$2.00 \$2.57	\$2.98 \$3.57	\$1.73 \$1.95
418R 618R 818R	4" 6" 8"	18	Metal Metal Metal	Heavy gauge metal 1/8"-1/4"/3.2-6mm, conduit & tubing, opening wood crates*, removing wood siding or shingles.	\$1.78 \$1.91 \$2.86	\$2.00 \$2.57 \$3.29	\$2.98 \$3.57 \$4.57	\$1.73 \$1.95 \$2.42
318RC	3"	18	Metal	Contours – metals under 1/8"/3.2mm	\$2.38	\$3.06	—	\$2.40
424R 624R	4" 6"	24	Metal Metal	Metal & galvanized pipe 18 gauge & under.	\$2.02 \$2.04	\$2.26 \$2.57	\$2.98 \$3.57	\$1.73 \$1.95
656R 956R 156R	6" 9" 12"	6	Wood Wood Wood	Rough work in wood*, fast cutting, used in remodeling and demolition work.	\$2.33 \$3.26 \$3.88	\$3.06 \$4.08 \$4.99	\$4.26 \$5.66 \$6.93	\$2.09 \$2.82 \$3.00
676RC	6"	6	Wood	Wood contours.	\$3.24	\$4.10	\$4.88	\$4.27
606R	6"	6	Wood	Wood*, all composition material.	—	\$2.91	—	—
610R	6"	10	Wood	Nail free woods, fast cutting.	\$2.04	\$2.57	\$3.57	\$1.95
314RC	3"	14	General Purpose	Irregular contours, wood, compositions and metal over 1/8"/13mm.	\$2.38	\$3.06	—	\$2.40
634R	6"	4 ¹	General Purpose	Wood*, compositions, plastic, cast aluminum & non-ferrous metals.	\$2.82 ¹	\$3.55	—	—
636RP	6"	6	General Purpose	Plaster, plaster board.	\$3.24	\$3.48	—	\$2.08
810R	8"	10 ²	General Purpose	Wood*, compositions, plastic, cast aluminum light non-ferrous metals, stainless steel.	\$2.62 ²	\$3.29	\$4.57	\$2.67
800RG	8"	Medium Carbide Grit	General Purpose	Hard to cut abrasive materials, fiberglass, ceramic tiles, cast iron pipe.	—	\$9.10	—	\$6.07
110R	12"	10/14	General Purpose	All woods*, plastic, cast aluminum & light non-ferrous metal, stainless steel.	—	\$4.99	—	\$4.20
650R	6"	10/14	Demolition	Heavy gauge metal 1/8"-1/2"/3.2-13mm. Situations including rescue operations.	\$1.91	\$4.02	—	\$1.95
966R	9"	6	Demolition	Rough work in wood*, straight cutting, demolition work, rescue operations.	\$3.88	\$4.44	\$9.06	\$4.11
960R	9"	10	Demolition	Heavy gauge metal 1/8"/6mm and above, straight cutting, demolition and rescue work.	—	\$4.44	\$9.06	\$3.72
L6110 L9110 L12110	6" 9" 12"	10	Demolition Demolition Demolition	Heavy gauge metal 1/8"-1/2"/4.8-13mm.	— — —	\$4.24 \$5.31 \$6.37	— — —	\$2.60 \$3.90 \$5.00
L6114 L9114 L12114	6" 9" 12"	14	Demolition Demolition Demolition	Heavy gauge metal 1/8"-3/8"/2.4-9mm.	— — —	\$4.24 \$4.79 \$6.37	— — —	\$2.60 \$3.90 \$5.00
L6118 L9118 L12118	6" 9" 12"	18	Demolition Demolition Demolition	Heavy gauge metal 1/8"-1/4"/1.6-6mm.	\$3.29 — —	\$4.24 \$4.79 \$6.37	— — —	\$2.95 \$3.90 \$5.00



* Including nail-embedded wood
 1) DeWalt is 3 TPI not 4 TPI 2) DeWalt is 10/14 TPI not 10 TPI

MORE **LENOX** & *Milwaukee* **BLADES**



HOLE SAWS 1 1/2" CUTTING DEPTH

SPECIAL P/N	DIA.	PRICE	SPECIAL P/N	DIA.	PRICE	SPECIAL P/N	DIA.	PRICE	SPECIAL P/N	DIA.	PRICE
9L	3/8"	\$9.89	21L	1 1/8"	\$5.46	34L	2 1/2"	\$8.87	56L	3 1/2"	\$9.74
10L	5/8"	5.17	22L	1 3/8"	5.76	36L	2 3/4"	8.87	58L	3 3/8"	10.57
11L	1 1/8"	5.17	23L	1 1/2"	5.76	38L	2 7/8"	9.51	60L	3 7/8"	12.96
12L	3/4"	5.17	24L	1 1/2"	5.76	40L	2 1/2"	9.51	64L	4"	14.30
13L	1 3/8"	5.17	25L	1 5/8"	5.76	41L	2 5/8"	9.51	66L	4 1/4"	15.30
14L	7/8"	5.17	26L	1 5/8"	5.76	42L	2 3/4"	9.51	68L	4 1/2"	21.07
15L	1 1/8"	5.46	27L	1 11/16"	7.23	44L	2 3/4"	9.51	70L	4 3/8"	23.84
16L	1"	5.46	28L	1 3/4"	7.23	46L	2 7/8"	9.51	72L	4 1/2"	28.06
17L	1 1/8"	5.46	29L	1 13/16"	7.23	48L	3"	9.74	74L	4 5/8"	50.25
18L	1 1/8"	5.46	30L	1 7/8"	7.23	50L	3 1/8"	9.74	76L	4 3/4"	31.14
19L	1 3/8"	5.46	32L	2"	8.87	52L	3 1/4"	9.74	80L	5"	34.61
20L	1 1/4"	5.46	33L	2 1/8"	8.87	54L	3 3/8"	9.74	88L	5 1/2"	41.50
									96L	6"	48.40



PART #	DESCRIPTION	PRICE
49-22-4005	8 pcs gnrl purpose	\$39
49-22-4145	10 pcs plumber's kit	61
49-22-4095	10 pcs electrician's kit	63
49-22-4175	15 pcs gnrl purpose	105
49-22-4105	19 pcs electrician's kit	144
49-22-4185	28 pcs gnrl purpose	224



TOOLS YOU'LL LOVE FOR THE JOBS YOU DON'T™

SPYDER RAPID CORE EJECT™ With RAPID SWITCH™

Simply the most versatile, user friendly hole saw arbor available. Quickly eject cores or change hole saws. Fits most hole saws on the market.


PART #	DESCRIPTION	PRICE
600634	Arbor complete 1/2-18 UNF	\$20.75
600637	Arbor complete 3/8-20 UNF	20.75
600645	HSS Pilot bit only, 1/2"	6.55
600648	HSS Pilot bit only, 3/8"	6.55



LENOX **VARI-BIT**®

LENOX CODE	NO. OF HOLE SIZED PER BIT	SIZE RANGE (HOLE DIAMETER)	SPECIAL PRICE
VB1	13	1/8" to 1/2"	\$35.80
VB2	9	1/2" to 1"	62.60
VB3	9	1/4" to 3/8"	54.90
VB4	6	3/8" to 1/2"	41.75
VB6	2	3/8" & 1/2"	35.05
VB7	1	7/8"	61.95
VB11	2	7/8" & 1 1/8"	84.05
VB12	5	7/8" to 1 1/8"	95.95
VB14*	1	3/8"	29.50

*WHILE SUPPLIES LAST



SHEET METAL CUTTING KITS

- Slugger thin metal cutters produce accurate holes up to 3" diameter in sheet metal, light tubing, sheet plastics and more.
- Reduces or eliminates dimpling in thin metals vs. standard twist drills.
- Cuts mild steel up to 1/4" thick maximum, **CUTS METAL THREE TIMES FASTER THAN HOLESAWS.**
- Using the rpm chart included with the kit each cutter will last hundreds of holes.


MODEL #	KIT INCLUDES	ANY 1-4	ANY 5+
SMS000	Case, arbor, pilot, 5/16", 3/8", 7/8", 1 1/2", 3/8", 5/8" and 3/4" cutters	\$79	\$73
SM000	Case, 1/2" & 5/8" arbor, pilot, 1 1/8", 1 3/8", 1 3/4", 2" and 2 1/2" cutters	172	159
10205	Cutting Paste for metal cutting.	\$19.75/tube	



**ALUMINUM
AS1000 SERIES**

Type 1A, 300 lb. rated, aluminum.

MODEL	SIZE	SALE PRICE
AS1004	4'	\$ 86
AS1006	6'	121
AS1008	8'	155
AS1010	10'	196
AS1012	12'	237
AS1014	14'	326
AS1016	16'	399



**FIBERGLASS
FS1500 SERIES**

Our most economical Type 1A, 300 lb. rated, step ladder. Orange fiberglass.

MODEL	SIZE	SALE PRICE
FS1504	4'	\$ 68
FS1505	5'	86
FS1506	6'	97
FS1508	8'	120
FS1510	10'	178
FS1512	12'	219



**FIBERGLASS
FS1400HD SERIES**

Our middle grade Type 1AA, 375 lb. rated, step ladder. Orange fiberglass.

MODEL	SIZE	SALE PRICE
FS1403HD	3'	\$ 78
FS1404HD	4'	89
FS1405HD	5'	104
FS1406HD	6'	114
FS1408HD	8'	157
FS1410HD	10'	219
FS1412HD	12'	268



**FIBERGLASS
FS1100HD SERIES**

Our most rugged, top of the line, Type 1AA, 375 lb. rated, step ladder. Yellow fiberglass.

MODEL	SIZE	SALE PRICE
FS1104HD	4'	\$105
FS1106HD	6'	143
FS1108HD	8'	192
FS1110HD	10'	231
FS1112HD	12'	286



**FIBERGLASS
PLATFORM LADDER
FXP1700 SERIES**

Type 1A 300 lb. rated Protop Orange fiberglass.

MODEL	SIZE	SALE PRICE
FXP1706	6'	\$197
FXP1708	8'	251
FXP1710	10'	298
FXP1712	12'	374



**DOUBLE
STEPLADDER
FM1400HD SERIES**

Type 1AA 375 lb. rated. Orange fiberglass.


MODEL	SIZE	SALE PRICE
FM1404HD	4'	\$130
FM1406HD	6'	169
FM1408HD	8'	222
FM1410HD	10'	278
FM1412HD	12'	332
FM1414HD	14'	464
FM1416HD	16'	537

**SAFE-T LADDER
EXTENSION**

According to the US Bureau of Labor Statistics, 80% of all falls from ladders occur at the top of the ladder and 50% of falls occur while the worker is attempting to transition from the ladder to the second surface. The high danger level that the worker is subjected to is greatly reduced by using the Safe-T ladder extension. Use on ladders with side rails 3.5" x 1 1/2" and under.

Also, this item will allow workers to comply with OSHA 1926.1053(b)(1) which states: "When portable ladders are used for access to an upper landing surface, the ladder rails shall extend at least 3' above the upper landing surface to which the ladder is used to gain access."

PART #	1-5	6+
#10800	\$179	\$164



3 styles of 2-section D-rung extension ladders: 1) series AE2200 is aluminum 2) series FE3200 orange fiberglass is our most economical 3) series FE4200HD yellow fiberglass is our high grade.

After each price there is a code that identifies the rating for each individual ladder. (1) is type 1 rated 250 lbs (1A) is type 1A rated 300 lbs (1AA) is type 1AA rated 375 lbs.

LENGTH	ALUM AE2200	FBRGLS FE3200	FBRGLS FE4200HD
16'	\$164 (1A)	\$171 (1A)	\$254 (1AA)
20'	199 (1A)	191 (1A)	299 (1AA)
24'	232 (1A)	222 (1A)	362 (1AA)
28'	288 (1A)	261 (1A)	410 (1AA)
32'	325 (1A)	325 (1A)	—
36'	393 (1A)	399 (1)	—
40'	434 (1A)	477 (1)	—
48'	698 (1)	—	—

WORK STANDS & SHOVELS



PORTABLE WORK STAND

Versatile. This item can act as: Plank/Stage support, double stepladder or sawhorse. 30" wide top step. Aluminum. Type 1, 250 lb rated. Note: When used as a double step-ladder, the maximum total load PER SIDE shall not exceed 250 lbs. Color blue. OSHA. UL Listed.

Model	Size	Shipping WT (lbs)	Price
L2032-2	2'	11	\$125
L2032-3	3'	16	162
L2032-4	4'	20	209

ST Series Scaffold

Shown right the ST series features:

- One person set up
- Height adjustable in 2" increments
- Locking pins prevent accidental unlocking
- Deck pin to secure platform
- Fits through 30" door frame
- 5" locking casters (250# capacity ea.)
- Stackable*

*OSHA limits these to a maximum 15' height. Do not stack higher than 2 units totaling 12'. When stacking OSHA requires optional handrail and outriggers.



Part #	Width	Length	Max Platform Height	Price
ST0606A	29"	6'	6'-1"	\$259
PK736A	Handrail package 6' (set of 2)			157
PK735A	Steel Outrigger package (set of 4)			99



MiniFortruss Mobile Work Stand

The Mini Fortruss shown left is constructed of sturdy tubular steel. Unit folds for storage or transport and can be shipped UPS. Includes 2-way casters with locks and two 8^{3/8}" steel planks. A 500 lb. rating yet weighs only 49.3 lbs.

Part #	O/A Width	O/A Length	O/A Height	Price
SM1504	22"	47"	50"	\$104



FIBERGLASS 2 in 1 CROSS STEP FXS1500 SERIES

Type 1A 300 lb. rated step and shelf ladder. Orange fiberglass. Non-marring rubber and V groove on one side of the top for use as a shelf ladder.

MODEL	SIZE	PRICE
FXS1504	4'	\$75
FXS1506	6'	99
FXS1508	8'	131
FXS1510	10'	196
FXS1512	12'	240



JACKSON® BRAND BLUE MAX™ CONTRACTOR GRADE DIRT SHOVEL has a 48" handle, hollow back #2 size. By True Temper.

PART #	POINT	BLADE DIM.	WT.-LBS.	PRICE
BMTLR	Round	9½ x 12"	3.7	\$17.35
BMTLS	Square	10" x 12"	4.0	17.35



THIS JACKSON® BRAND BLUE MAX™ DIRT SHOVEL was designed to meet the challenges of the demanding contractor. Rolled steps. Dual rivet construction. Ash handle. By True Temper.

PART #	POINT	BLADE DIM.	WT.-LBS.	PRICE
BMDLR	Round	9½ x 12"	4.0	\$29.90
BMDLS	Square	10 x 12"	5.0	29.90



KRAFT TOOL CONTRACTOR GRADE FIBER-GLASS HANDLE SHOVEL features a resilient 48" long fiberglass handle and heavy 14 gauge tempered steel blade.

PART #	POINT	BLADE DIM.	WT.-LBS.	PRICE
GG864F	Round	8½ x 11½"	5	\$25.45
GG861F	Square	8¾ x 11"	5	25.45



MULTILADDER


Easily convert this to: twin stepladder, stairway ladder, extension ladder or 2 scaffold bases (requires plank and tie downs). Type 1A duty rating 300 lbs. load capacity per side.

- Double riveted steps for durability
- Slip-resistant feet
- Extra wide flared bottom allowing firm support
- Telescoping design for maximum versatility
- Tested to ANSI applicable codes

MODEL#	STEP HEIGHT	EXTENSION HEIGHT	SCAFFOLD HEIGHT	SHIPPING WEIGHT	PRICE
L2098-13	3'-5"	7'-11"	1'-2"	24 lbs.	\$185
L2098-17	4'-7"	9'-15"	1'-3"	29 lbs.	232
L2098-22	5'-9"	11'-19"	1'-4"	35 lbs.	266



FOAMABLE ADHESIVE & HIGH BOND TAPE



Millennium One Step™ is designed for use as an adhesive for bonding approved roof insulations to a building's structural roof deck, base sheets, other insulation boards and smooth or properly prepared gravelled built-up roof surfaces.

- Requires no mixing
- Suitable for all climates
- VOC free, no odors
- Remains flexible to absorb stresses
- Accommodates minor surface irregularities.

APPROVED	
INSULATIONS	SUBSTRATES
HD Wood Fiber	Gypsum
Isocyanurate	Cementitious Wood Fiber
Perlite-min. 3/4"	Lightweight Insulating Concrete
Polystyrene	Wood or Steel
Gypsum Cover Board	Modified Bitumen Membranes
Asphaltic Cover Boards	Approved Insulations
Dens-Deck	Smooth or Gravel surface BUR

Available in 1.5 Liter cartridges (4 per case). Covers 600 sq. ft. (56m²) per case. Coverage estimates indicate total square feet of insulation attachment per case. Rates are based on an application pattern of 4 ribbons, 1/4" to 1/2" (0.6cm to 1.3cm) wide, 12" (30cm) o.c. per 4'x4' (1.2m x 1.2m) insulation board.

Listings / Approvals: UL, FM, Miami-Dade

Handi-Foam® Quick Cure Low Pressure Spray Polyurethane Foam (SPF)



Handi-Foam® Quick Cure is designed to stop air infiltration and complete the building envelope by filling and insulating large voids and surfaces. The kits come complete with the patented Handi-Gun® Dispensing Unit for precise and accurate application. Handi-Foam Quick Cure is available as a II-205 or II-605 board foot kit. Handi-Foam Quick Cure formula is available in a 1.75 lb/ft³ density and provides an aged R-value of 6 at one inch thick. Handi-Foam Quick Cure is classified as a Class 2(B) building material when tested in accordance with ASTM E84 at two inch thickness. In addition, Handi-Foam Quick Cure can assist in attaining LEED credits.



AFB™ Tape Solutions Acrylic Foam Bond



Product Name	Core	Width	Length In Feet	Adhesive Backing	Thickness	Core Thickness	Core Width	Price Per Roll
General Purpose Series								
AFB-1000	Open	1"	100	10	1/8"	1/8"	100	\$27.60
AFB-1000	Open	.75"	100	10	1/8"	1/8"	100	\$22.85
AFB-1000	Open	.50"	100	10	1/8"	1/8"	100	\$17.80
High-Strength Series								
AFB-2000	Open	1"	100	10	1/8"	1/8"	100	\$51.40
AFB-2000	Open	.75"	100	10	1/8"	1/8"	100	\$41.10
AFB-2000	Open	.50"	100	10	1/8"	1/8"	100	\$31.60
Modified Acrylic Series								
AFB-3000	Open	1"	100	10	1/8"	1/8"	100	\$69.95
AFB-3000	Open	.75"	100	10	1/8"	1/8"	100	\$62.75
AFB-3000	Open	.50"	100	10	1/8"	1/8"	100	\$52.60
UL94 Series								
AFB-4000	Open	1"	100	10	1/8"	1/8"	100	\$56.95
AFB-4000	Open	.75"	100	10	1/8"	1/8"	100	\$52.10
AFB-4000	Open	.50"	100	10	1/8"	1/8"	100	\$45.60
Fire Series								
AFB-5000	Open	1"	100	10	1/8"	1/8"	100	\$40.70
AFB-5000	Open	.75"	100	10	1/8"	1/8"	100	\$33.10
AFB-5000	Open	.50"	100	10	1/8"	1/8"	100	\$25.10
AFB-6000	Open	1"	100	10	1/8"	1/8"	100	\$33.95
AFB-6000	Open	.75"	100	10	1/8"	1/8"	100	\$28.20
AFB-6000	Open	.50"	100	10	1/8"	1/8"	100	\$21.50

Engineered to provide strong tack and adhesion to a wide range of substrates, Avery Dennison AFB tapes:

- Bond dissimilar materials
- Expand and contract with environmental conditions
- Resist contraction and expansion due to thermal stress
- Help provide joint strength and flexibility when bonding metal panels for curtain walls or room dividers



Please refer to Avery Dennison literature for complete terms and conditions, including warranty terms relating to this product. The prices presented herein are estimates and are subject to change without notice.

© 2011 Avery Dennison Corporation. All rights reserved. Avery Dennison is a registered trademark of Avery Dennison Corporation. "AFB" and all other Avery Dennison brand names are service marks of Avery Dennison Corporation.

COBRA, CLOSURES, SEALANTS

STRUCTURAL SEALANT


M-1 is a multipurpose structural sealant designed for difficult bonding and sealing applications on low-slope commercial roofing. It bonds aggressively to metal flashing details, many types of coated metal, EPDM, PVC, BUR, SBS mod bit, granulated APP, coal tar and FRP.

M-1 is excellent for underwater emergency repairs.

M-1 is a tough thermosetting adhesive that can be used to permanently bond structural assemblies such as coping, metal edge and skylights. It is capable of bonding steel deck to bar joists and metal sandwich panels to wall and roof purlins.

A non-slump, self-fixturing mastic that cures to a durable rubber bond with exposure to atmospheric moisture. It develops 300 lbs. per square inch of shear strength on metal, masonry or wood. Has 300% elongation and can accommodate dimensional changes in construction materials down to minus 20°F. It is solvent free. It can safely be used in confined spaces and also bond solvent-sensitive materials such as expanded polystyrene foam (EPS). Twenty four 10.3 oz. cartridges per case. Available black, grey, limestone, tan and white.

24 tubes per case	1-23 TUBES	CASES 1-4	CASES 5+
M-1 STRUCTURAL SEALANT	\$10.85/tube	\$8.80/tube	\$7.95/tube



3 of the more popular stocked Closures



Fits 2.67" Corrugated, UC600S



Fits 7.2" Corrugated 1½" Rib, Classic Omega



Fits ¾" Hi-Rib, Grand Rib III, Builtite, Max-Rib and more

CORRUGATED CLOSURES

Polyethylene foam closures are the ideal answer to keeping the outside weather, outside. They are a 1" wide strip, from 25" to 38" long, cut to the exact profile of the panel. Once inserted between the panel and sidewall or panel and ridge cap, they will keep out unwanted wind and weather and deter critters from entering the building.

Our charcoal gray closures are made of 2 lb. crosslink polyethylene foam, for strength, uniform compression and to eliminate shrinkage. Most have interlocking dovetail joints which will stop gaps from forming and speed installation with no closure sag-out. There is a peel and stick adhesive to prevent movement prior to setting of the panel.

When ordering, be sure to specify inside (used under the panel, typical roof panel/sidewall application) or outside (used on top of panel, typical roof panel/ridge cap application).



EXHAUST VENT FOR ROOF RIDGE

Cobra® Ridge venting is a single layer, non-fabric ridge vent in a roll. Made up of a very strong, non-woven,

non-wicking, fiber-based modified polyester that is ideal for use in all climates, with a working temperature range of -70 to 212 F. The unique design of this product allows air flow, but will prevent wind driven rain and snow infiltration. Packaged in 2 easy to use 1" x 3" x 50' rolls.

ALUMA-GRIP REPAIRING TAPE

Aluma-Grip™ is a heavy duty, pressure sensitive, all weather tape that has an aluminum foil backing with a modified Butyl rubber adhesive that provides an instant water resistant bond on most surfaces. The aggressive tack assures a positive instant seal that conforms to surface variations and irregular areas.

The backing is 2 mil aluminum. The adhesive is 33 mil modified Butyl rubber. Rolls are available 2" to 12" widths, 50' long.

APPLICATIONS

In roofing use it for:

- Penetrations • Hips • Ridges • Valleys • Walls
- Vent Stacks • Roof Drains • Chimneys

Other Applications

- Various metal building sealing applications
- Indoor and outdoor low, medium and high pressure HVAC duct systems
- Trailer Repair

4" x 50' (if bought in case lot of 12 rolls)

\$32.30/roll*

*Quantity Price Available



Peel & Seal is a 45 mil. puncture and tear resistant surface roofing membrane. Used to repair gutters, valleys and low slope metal roofs. Self-seals around most punctures and won't dry out. The aluminum surface reflects heat and requires no coating.

Each case contains 100 sq. ft. in 33½ ft. long rolls. Stocked in 4" (9 rls./cs.), 6" (6 rls./cs.), 9" (4 rls./cs.) or 12" (3rls./cs.). Other widths are available. Available in white, call for price.

Price per case
\$124.75



SIKA SEALANTS, & BACKER ROD



Sikaflex® 201 (smooth) and Sikaflex® S116 (textured) are our two most popular sealants as pictured above. 201 and S116 are an odorless industrial polyurethane sealant that exhibits a user friendly 12 month shelf life vs many competing polyurethanes having just a six month shelf life. Their tack free cure time is three times faster than other leading brands allowing quicker opportunities to paint over the product if needed and lessens the chance of airborne particles to accumulate on work. Cures to a tough, durable elastic consistency with excellent cut and tear resistance. Adheres in most cases without a primer to aluminum, silconized polyester painted metals, and other metals, glass, wood, tiles, fiber reinforced plastics, and similar materials. Exhibits high recovery (700% elongation at break) making it ideal for sealing dynamically moving joints. Self leveling sealant also stocked in 1CSL limestone.

BASIC USES: Sealing and caulking critical SSR endlaps, exterior joints around roof curbs, roof jacks, skylights, smoke vents, air conditioning equipment, curtain wall joints, and for perimeter caulking of windows and doors.

COLORS OF 201: White, aluminum gray, black, tan and Metal Building Bronze (custom colors available – 150 gallon minimum).

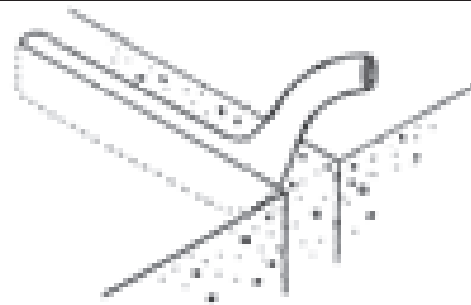
APPLICATION: They are a one-component flexible polyurethane based non-sag system applied with conventional caulking equipment. One 10.3 ounce cartridge yields 24 lineal ft. of 1/4" x 1/4" joint, with a curing rate to tack-free of 4 to 8 hrs. at 73° and 50% relative humidity.

PROPERTIES: Meets Federal spec TT-S-00230C, Type II Class A ASTM C920-79, Type S., Grade NS, Class 25 USDA, FDA and NSF approved.

SIKAFLEX 201 or S116 \$4.45/TUBE – IN CASE LOTS OF 24 TUBES

SIKALASTOMER®-511 NON-SKINNING BUTYL SEALANT FOR STANDING SEAM ROOFS

Sikalastomer®-511 is a high solids, non-hardening, non-drying, non-oxidizing butyl rubber-based sealant designed for portable and factory rollformers to seal the female lip of standing seam roof and wall panels, and concealed endlaps. It has excellent adhesion to oily GALVALUME®, KYNAR 500®, aluminized metal, ZINCALUME®, siliconized polyester and polyvinyl fluoride painted metals. Available in 10.5 ounce cartridges or 5 gallon plastic pails. Color is off-white.



Backer-Rod Joint Filler

Backer-rod is the ideal backup material for sealants where a joint filler is necessary prior to sealant application. Joint fillers have two major functions: 1) to control the depth of the sealant in proper relation to joint width and 2) to provide a backing against which the sealant is applied, filling the joint from the bottom and forcing the sealant to the sides.

Among the many types of joints in which backer-rod is used are:


- metal panels • precast panels • coping joints • expansion joints • perimeters of door frames • perimeters of window frames • glazing joints.

Backer-rod is available from 3/8" diameter to 2" diameter.

The diameter of the backer-rod to use should be approximately 25% larger than the width of the joint. (JF)



METAL ROOF SEALANT



Titebond® WeatherMaster™ Metal Roof Sealant is specifically formulated to outperform all other sealant technologies, including silicones, tri-polymers, and polyurethanes. This superior polymer formula provides a water-proof seal against water, wind, dust and dirt. It offers exceptional adhesion to Kynar™ coated metal materials, along with standard metal, aluminum, steel, galvanized bonderized surfaces, plastics and glass. The product is ideal for use on a wide variety of metal roof, trim, architectural metal siding, aluminum, galvanized steel, galvanized gutters, flashing and downspouts. It also provides unbeatable adhesion to wood, brass and other common building substrates. We stock 53 of Titebond's 61 colors, all of which match today's popular metal roof and metal

siding colors, regardless of the material or manufacturer. If touch-ups are necessary, it is paintable in one hour after application. It extrudes in extreme weather conditions (down to zero degrees Fahrenheit) and is UV-resistant, making it the ideal choice for exterior applications. It will expand and contract with the change of weather and temperature and will not crack. This sealant contains no solvents or isocyanates and is VOC-compliant. Can NOT combine colors to get to one full case. CAN combine full cases of different colors to get to 10 case price. 12 tubes per case.

1 CASE \$4.75/TUBE 10 CASES \$4.49/TUBE

	Metal Roof Sealant	Polyurethane Sealant
Penetration	1 mil	See test sheet
Joint Flexibility	10%	10%
Sealant Class	Class III	Class II
Cartridge	Flex cartridge	Flex cartridge
VOC	<1.0%	1.4%
GREEN Sealant	Yes, GREEN	Not GREEN, VOC-compliant only
Gap filling (max.)	1"	1/2"
# of available colors	53 colors	52 colors (non-weather)
Service Temperature	-25° F to 180° F	-40° F to 180° F
Color	Very slight	See only with adequate ventilation
Manufacturer	Chemical Sealants, Inc. Made in USA	Not stated



CAULK GUNS, BUTYL TAPE, APPLICATOR

PG100



AIR POWERED CAULK GUN

CaulkMaster guns by COOPER Tools produces perfectly uniform beads and dramatically improves productivity, reducing a tedious four hour job to a breezy 45 minutes. Patented trigger mechanism makes it easy to vary the amount of material being dispensed and reduces operator fatigue. Plus, no more "weep" at the end of a run because when you stop pulling the trigger, the flow stops immediately. Each gun has a 3' air hose with standard 1/4" NPT fitting. Cartridge loading is easy due to unique instant load twist lock bayonet barrel mount. All gun bodies are valox except PG110 is aluminum. Max PSI is 70 except PG110 has a max PSI of 100.

PART #	ACCOMMODATES	PRICE
PG100	10.3 oz. Tubes	\$ 57.15
PG110	10.3 oz. Tubes	143.55
PG151	10.3 oz. & 30 oz. Tubes	104.95




DUAL PURPOSE CAULK GUNS

Two guns are available that work on both sausage and 10.3 oz. cartridges. Both models come configured for sausages but include the plunger for cartridges. The 10 oz. version includes 2 white cone nozzles and cartridge plunger. The 20 oz. includes 3 yellow cone nozzles, a cartridge and bulk plunger. The 12:1 mechanical advantage greatly reduces application fatigue.

PART #	GUN ACCOMMODATES	PRICE
51000	10 oz. sausage/10.3 oz. cartridge	\$39.95
51001	10 oz./20 oz. sausage/10.3 oz. cartridge/bulk application	55.40

PART #	REPLACEMENT NOZZLES	PRICE
2N1007	White cone for 51000 gun	\$1.25
2N1006	Yellow cone for 51001 gun	1.39

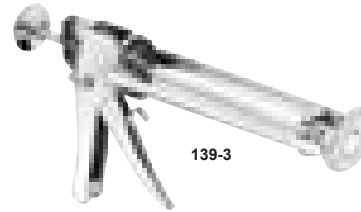


PRAZI Power Caulking Tool

PRAZI "Drill Mate" attachment turns any variable speed drill into a motor-powered caulk dispenser. Attaches in seconds to electric or battery drills.

A simple touch of a finger delivers a smooth, controlled continuous bead—even when dispensing the most rugged adhesives or sealants. Drill NOT included.

PART #	DESCRIPTION	PRICE
PR-1000	10 oz. Power Caulking Tool	\$98
PR-3000	Quart Power Caulking Tool	112



CAULK GUNS

Albion 139-3 1/10th Gal. Gun
Albion 340-3 Quart Gun

MAX LBS OF FORCE	PRICE
375	\$28.30/e
375	37.75/e



NewBorn 189D Drip Free
#330 Hex Rod
#250 Revolving barrel



MAX LBS OF FORCE	PRICE
200	\$6.80/e
200	7.50/e
250	13.60/e
350	27.80/e

Butyl Tape Applicator

The Neanderthals learned to walk on their two hind legs and now you can too!! Instead of the old-fashioned, back breaking method of bending over to apply butyl tape onto your metal roofing panels, now you can apply butyl tape with the same speed and effort as if you were taking a brisk walk in the park.

Durable tool made of light gauge steel with hardened plastic wheel. Tool can apply butyl tape 1/4" wide to 1" wide. 43" long. 7.4 lbs. tool wt.

Tacky Taper **\$149**

P.S. We are the **EXCLUSIVE** U.S. distributor for this item.



Butyl Tape

This grey colored butyl tape was specifically developed for sealing standing seam roof and endlaps in the metal building industry. This high performance permanently elastic modified butyl tape bonds through oily Galvalume™ metal without prepwiping the surface. Its superior surface tack affords tenacious adhesion to Zincgrip™, aluminized steel, galvanized metal, polyurethane, polyvinyl fluoride, and siliconized polyester painted metal.

Where superior tensile strength and extensibility (webbing/elongation) are critical, in both hot and cold climates, use our butyl tape.



DIMENSIONS (INCHES)	FT/CS	ROLLS/CS	FT/RL	1-4 CASES	5-9 CASES	10+ CASES
3/32 x 3/8	1200	16	75	\$81.60	\$74.16	\$68.28
3/32 x 1/2	1200	16	75	83.76	76.20	69.24
1/8 x 1/4	1040	16	65	67.08	60.32	54.08
1/8 x 1/2	1200	20	60	99.96	90.72	82.56
1/8 x 1	650	10	65	95.68	87.23	79.30
1/8 x 2	320	8	40	93.76	85.44	77.76
3/16 Round	960	24	40	57.12	51.84	46.08
3/16 x 1/4	800	20	40	78.88	71.84	65.36
3/16 x 3/4	480	12	40	83.04	74.88	69.60
3/16 x 7/8 Web Section (H profile)	480	12	40	97.44	88.80	80.64
3/16 x 1 (White)	480	12	40	162.24	149.28	134.40
3/16 x 2 1/4 Web Section	240	12	20	116.64	106.08	96.48
2 1/2" Triple Bead	200	8	25	90.64	83.22	74.90



DROP-STOP®

LEAKY METAL ROOF?



BEFORE



AFTER

A severe horizontal seam, before and after application of Drop-Stop®.

The repair and maintenance of metal roofs has never been easier or more effective. Using Drop-Stop® on roof seams, fasteners, and other roof joints water tight sealing can be accomplished effectively and economically. Simply apply Drop-Stop® in a heavy bead over end laps and vertical seams, or in a dollop over defective fasteners. Drop-Stop® is a brush-grade mastic with unique physical properties. Unlike most asphaltic or acrylic coatings, Drop-Stop® will not crack or become brittle over numerous freeze/thaw cycles.

This unique material actually stretches and recovers to bridge roof joints in which thermal movement can be expected. With 1500 PSI Tensile Strength and 600% Elongation capabilities, Drop-Stop® can single-handedly tackle most metal repairs.

Drop-Stop® is typically stocked and purchased as white in color. Clear Drop-Stop® is also stocked for skylight panel restoration. White Drop-Stop® is U.V. stable but clear Drop-Stop® is only moderately U.V. stable.

- E-96): 0.15 • color stability: excellent
- resistance to sunlight: excellent
- resistance to chemicals: excellent
- weathering effect: slight chalking
- adhesion to aluminum (ASTM 3359-80): 5 (highest rating) • adhesion to steel (ASTM 3359-80): 5 (highest rating) • cold temperature flexibility: excellent • abrasion resistance: excellent • resistance to foot traffic: excellent.

PREP WORK: before applying Drop-Stop® the roof must be free from grease, dirt, moisture, and all foreign products. Using a power washer works best. But for small repair jobs one could use a brush and water (repeatedly if necessary) until the targeted repair area is properly clean. Remember to let dry before applying Drop-Stop®. Apply Drop-Stop® in a temperature range of 40° to 120°F. After application, Drop-Stop® has a service temperature range of -40° to 180°F.



Drop-Stop is stocked in 1 gallon pails, 5 gallon buckets and 55 gallon drums.

PHYSICAL PROPERTIES OF WHITE DROP-STOP®: dry to touch: 2-3 hours • fully cured @ 72°F: 3 days • elongation (ASTM D-412) @ 77 F: 600% • recovery from 600% elongation: 99% • recovery from 100% elongation (ASTM D-412): 100% • tensile strength (ASTM D-412): 1500 PSI • permeability, water vapor (ASTM

A factory sealed unopened can of Drop-Stop has more than a 5 year shelf life if stored in moderate temperatures. The relative freight cost of shipping Drop-Stop in quantity via LTL truck is much more cost effective than shipping 1 or 2 units at a time. Plus, our packaging costs are quite high when we ship 1 or 2 units at a time. For these reasons, please consider buying in quantity to stock Drop-Stop which will save your company substantial money in the long run.

Drop-Stop	1	4	8	12	48	144
1 Gallon Pail (white or clear)	\$54.40	\$49.40	\$46.95	\$44.40	\$41.40	\$38.30
5 Gallon Bucket (white only)	215	195	187	178	175	173

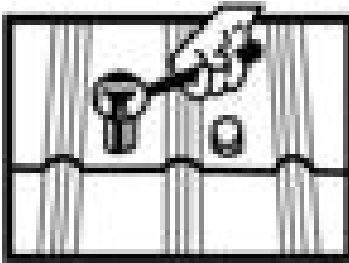
DROP-STOP® & SnowShoes



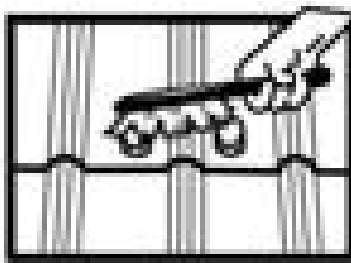
The Drop-Stop® family of synthetic rubber coatings provide metal roofing solutions in spray, brush and trowel grade viscosities.

Always inspect the roof to determine the best combination of materials for the repairs at hand. While most repairs can be handled with only Drop-Stop®, a brush grade mastic, larger gaps may require Dyna-Flash® with polyester reinforcement (see details below). For roofs with light surface rust throughout the roof, Dyna-Seal roof coating can provide a total covering to protect the metal's long-term integrity. From spot repairs to full system applications, Drop-Stop® products provide a long-term, economical solution to your metal roofing needs.


BASIC REPAIR METHODS WHEN USING DROP-STOP® COATINGS:



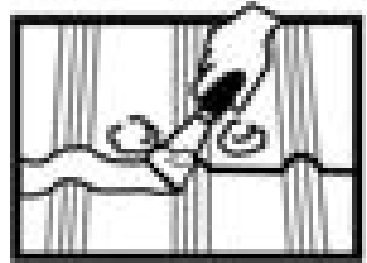
1. Badly corroded fasteners should be replaced with a larger sized fastener to assure strong adhesion to the surrounding metal. Also, large gaps between roof panels should be made flush using self tapping screws.



2. Always remove dirt and debris from the area to be repaired. Residual rust should be removed with a wire brush. Grease or oil deposits should be removed with mineral spirits or similar solvent. Always allow the roof to dry thoroughly before coatings are applied.



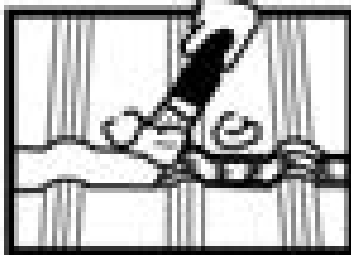
3. A plastic water bottle is an ideal application tool when applying Drop-Stop® over fastener heads. For seam openings of 1/8th of an inch or less, apply Drop-Stop® in a heavy bead, using approximately 1 gallon per 75 linear feet. (75' long by 12" wide).



4. On roof repairs which cannot be easily bridged with a brush grade mastic like Drop-Stop®, Dyna-Flash® should be used with polyester membrane. For best results, Dyna-Flash® is applied with a trowel over loose seams or holes in the roof deck.



5. While still wet, polyester membrane is then carefully embedded into the Dyna-Flash®. Note: the polyester has a shiny and dull side, apply shiny side up. Use a soft bristle brush to smooth out any wrinkles or voids in the membrane.



6. Allow the repair to set for 2-3 hours before finish coating with Dyna-Flash®. For maximum longevity, finish coat the repair area with Drop-Stop®. Dyna-Flash® is not protected from U.V. rays but Drop-Stop® is protected from U.V. rays.



SnowShoes

Snow shoes are molded from tough UV-stabilized polycarbonate plastic. These are easily attached to any metal roof using DuraSil adhesive. Two sizes are stocked for most applications. The original 5"x5" has a full 25 sq. in. of bonding surface and when installed diagonally has a generous 7" barrier for wider rib spaces. The junior 2"x6 1/2" has 12.5 sq. in. of bonding surface and fits panels with narrow rib spacing.

OPTIONS: both sizes are stocked in clear. Colors can be ordered in on request. In addition, either size can be ordered with a double stick, pre-applied tape. Call for pricing.

ITEM	BOX QTY	BROKEN BOX	1 BOX	4+ BOX
Junior	100	\$3.10/pc.	\$2.75/pc.	\$2.50/pc.
Original	50	5.30/pc.	4.75/pc.	4.30/pc.
DuraSil*	24	9.60/tube	7.20/tube	6.50/tube

*1 Tube will adhere 8 original or 16 junior

INSULATION TAPE, HAND STAPLES & FOIL FACED REPAIRING TAPE



888 SSL

Self-sealing lap of polyester film, coated on both sides with an extremely aggressive adhesive.

Primary Use: Press tabs or temporary holding. High performance insulation mounting and splicing of wide width insulation facings during lamination.

Size: 1 1/2" wide, 2 lengths: 150' and 450'

150' is **\$11.40** per roll for full case of 32
450' is **\$30.85** per roll for full case of 8



1537 WMP-VR

White polypropylene/scrim/kraft lamination tridirectionally reinforced. U.L. listed.

Primary Use: Closure system and vapor seal on Lamotite 2805 and Lamtec WMP-VR faced thermal insulation.

Size: 3" x 150' roll

\$21.35 per roll for full case of 16



488 ALUMINUM

Smooth Dead Soft Aluminum in 1.5 or 2 mil.

Primary Use: Improved vapor sealing of fiberglass duct board, duct wrap, foil faced insulation and FSK systems.

Size: 1.5 mil 2" x 150' roll or 2 mil 3" x 150' roll.

1.5 mil 2" wide is **\$10.30** per roll for full case of 24
2.0 mil 3" wide is **\$16.20** per roll for full case of 16



375 EWW

Embossed white vinyl.

Primary Use: Seaming vinyl faced insulation in metal buildings and for water heater blanket installation.

Size: 3" x 150' roll.

\$17.15 per roll for full case of 16



888 STX

STX means Super Tack Xtra strength. Very similar to 888 SSL except the 888 STX has twice the adhesive (6 mil vs 3 mil thick). Hence, STX has 170 ounces of peel strength while the SSL has 83 ounces of peel strength.

Primary Use: Use STX when dealing with cold, moist or any other difficult bonding application. Press tabs or temporary holding.

Size: 1" x 180'

\$18.55 per roll for full case of 24



1700 FOAM

Gray, closed cell foam tape. Adhesive on 1 side.

Primary Use: Vapor seal where large spaces occur, and as a lap joint seal in corrugated metal building panels or pre-fabricated wall panels.

Size: 3/4" x 50', 3 widths: 3/4", 2" or 3".

3/4" x 3/4" is **\$10.55** per roll for full case of 16



1531 WMP-10

White metalized polypropylene/scrim/kraft laminated facing with 4x4 sq. in. tridirectional scrim reinforcement.

Primary Use: Closure system and vapor seal on Lamtec WMP-10 faced thermal insulation.

Size: 3" x 150' roll

\$30.90 per roll for full case of 16



491 FSK

Foil/Scrim/Kraft tridirectionally reinforced with 2x3 sq. in. fiberglass scrim. U.L. listed. ASTM C1136.

Primary Use: Vapor seal on FSK faced fiberglass ductboard and blanket systems.

Size: 3" x 150' roll.

\$17.20 per roll for full case of 16



594 CW

4 mil thick acrylic transfer film tape. Also known as "booger" tape. U.L. 723 Classified.

Primary Use: For use in high stress bonding applications. High peel, tack and shear properties. Fills surface non-uniformities and provides a permanent bond on foams, plastics, metals and composite materials. Excellent UV and heat resistance. Service temperature -40° to 300°F.

Size: 1 1/2" x 180'

\$27.80 per roll for full case of 32



1585 CW


Contractor Sheathing Tape

Primary Use: Used on all exterior gypsum sheathing boards and house wraps as a vapor barrier on seams. May be used in all types of weather conditions including cold weather down to -10°F.

Size: 1 1/2" x 165'

\$14.60 per roll for full case of 16

PC6



STAPLES & STAPLERS

3 Different Bostitch Hand Staplers and 5 different Bostitch Staples are Stocked. Typical Use is to Staple the Seams of Blanket Insulation

HAND STAPLERS		1-5	6+
P6C-6 (Use STCR2619 Staples)		\$39.95	\$36.50
P6C-8 (Use STCR5019 Staples)		39.95	36.50
P3 (Use SP19 Staples).....		21.70	20.40
H30-8 Hammer Stapler (use STCR5019 Staples).....		50.30	46.40

STAPLES		1-19 Bx	20+ Bx
Price Per Box of 5M Staples			
STCR2619 1/4" or 3/8" Staple (use with P6C-6).....		\$13.20	\$11.40
STCR5019 1/4" or 3/8" Staple (use with P6C-8).....		13.90	12.05
		1-39 Bx	40+ Bx
SP19 1/4" Staple (use with P3)		\$4.65	\$4.30

INSULATION PINS & TAPES



DUCT PROTECTION FILM

Seals edges of duct from moisture, insects and foreign contaminants. An easy to cut and easy to remove low tack tape that provides surface protection for a variety of surfaces. Sealing duct edges is an accepted "Green" building practice.

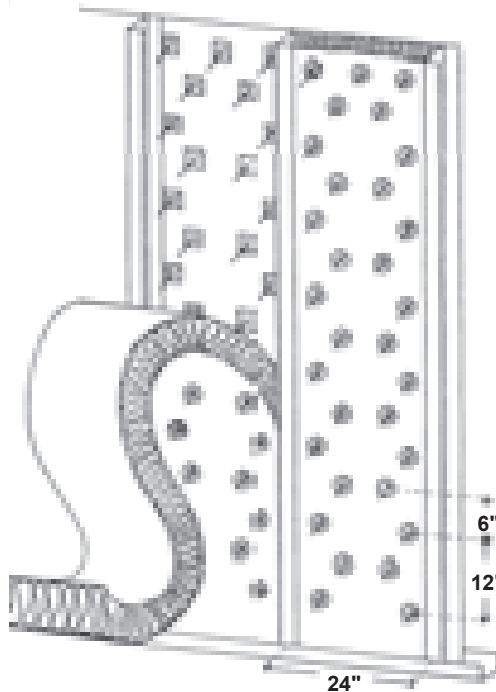
Maximum continuous use temperature 160°F
Minimum application temperature 32°F

PART #	SIZE	1-5 ROLL PRICE	6+ PRICE
IT151224	24"x200'	\$37.80	\$31.50
IT151236	36"x200'	\$59.65	\$52.50

Insulation Pins



TYPICAL USE: To attach insulation to metals, galvanized duct work or non-weldable surfaces, such as masonry, glass or wood used on side walls or ceilings. See line art below. (IP)



4 1/2" long pin w/2x2 plate . . . **\$185.10/m**

1 1/2" O.D. 12 gauge round washer **\$45.10/m**

Hanger adhesive, 1 gal. pail (may ship UPS ground) **\$60.99/pail**

The system consists of a 12 gauge nail assembled to a 2x2x.015" plate, adhesive, and a 1 1/2" O.D. round washer. Available in lengths from 3/4" to 12 1/2".

- 1) Clean and dry the non-painted surface.
- 2) Apply a 1/16" film of hanger-adhesive to the hanger plate.
- 3) Quickly press the hanger into position with a twisting motion. Pins to be 12" o/c or closer.
- 4) After allowing the adhesive to dry (at least 24 hours) hang the insulation and secure with a weld-pin washer. Snip pin flush to washer.



ELECTRICAL TAPE

A general purpose flame retardant PVC tape. Uses include wire splicing, harness wrapping, or weather proofing outdoor connections. It's UL listed, 7 mil thick, has 175% elongation and tensile of 19 (lbs/in.). Stocked in black, white, red, blue, green and yellow. 3/4" x 66' per roll. P/N IT707.

ROLL SIZE	ROLLS PER CASE	PRICE PER ROLL BROKEN CASE	FULL CASE
3/4" x 66'	24	\$1.44	\$1.22



PAINTERS TAPE

Two painter tapes are stocked. The PT7 Blue painters economy tape has 14 day UV resistance and clean removal up to 7 days after application. Stocked in packs of 6 rolls.

The PT14 Blue painters tape has BLOC-it™ clean line technology to offer superior paint lines with excellent cornering. It prevents paint from seeping under the tape and is strong enough to hang plastic sheeting and masking paper. INDOOR & OUTDOOR 14 day clean removal and UV resistance up to 14 days. Stocked in individually wrapped rolls.

Both tapes are suitable for use on wallpaper, unpainted or freshly painted wallboard, hardwood floors, laminated surfaces, glass, polyurethane-coated surfaces and metal. The PT14 can be used on un-finished wood and lacquer coated items.

PART #	SIZE	CASE QTY	PRICE LESS THAN CASE	PRICE FULL CASE
PT73	.94" x 60 yd	36	\$27.50/pk	\$23.20/pk
PT75	1.88" x 60 yd	24	42.35/pk	35.55/pk
PT14-438	.94" x 60 yd	32	6.05/roll	5.10/roll
PT14-440	1.88" x 60 yd	16	11.95/roll	10.20/roll



DUCT TAPE

Choose either economy grade (SE171) or contractor grade (SE141) duct tape. SE171 has two mils of poly backing and is 8 1/2 mils in total thickness with acrylic rubber adhesion. SE141 has 2 1/2 mils of poly backing and is 10 mils in total thickness with a natural rubber adhesion that grabs quick and won't release in cold weather. Silver backing. 2"x180' per roll. 24 rolls per case. (IT)

P/N	GRADE	ROLLS 1-23	ROLLS 24-216	ROLLS 240+
SE171	Economy	\$6.15	\$5.30	\$4.95
SE141	Contractor	\$7.50	\$6.45	\$5.95

FLASHINGS & EMSEAL



**.059 Thick
.032 Aluminum edge**

**20
YEAR
WARRANTY**

BOX GUTTER EXPANSION JOINT

Made of 7", 9", 12", & 18" wide Grey ozone resistant EPDM rubber. Encapsulated expandable aluminum sides. Available in 50' lengths.

Applications: Transition Walls • Parapet Walls
Stepped Roofs • Corrugated Metal Roofs • Skylights
Roof Penetrations • Expansion Joint.

ADVANCED OZONE RESISTANCE tested to...	EPDM 70 hour @ 500 ppm
HIGH TEMPERATURE RESISTANCE Tested to	Intermittent Continuous
	+135°C (+275°F) +100°C (+212°F)
LOW TEMPERATURE RESISTANCE tested to...	- 55°C (-67°F)
COMPRESSION SET Maximum...	25%



Expansion Joint Covers

Our expansion joint covers feature a 3-ply reinforced hypalon bellow with laminated closed-cell foam backing. The flexible closed-cell foam backing maintains bellow contour and flexibility. A 3/4" wide metal flange is factory double locked to both of the long edges of the bellow. The metal flange may be ordered in: aluminum, galvanized steel, stainless steel or copper. Bellows may be ordered from 4" to 12" wide.



ImmerSeal HD is an extruded silicone membrane designed to be used for sealing high movement areas such as: expansion joints, roof to wall transitions, ridge applications, joints between new and existing buildings and many others. When used with **ImmerBond** adhesive a durable long lasting seal with NO MECHANICAL

FASTENERS is achieved.

Features include:

- 100% silicone formulation is UV, ozone and weather resistant
- Highly flexible with an elongation of 200% and compression of 75%
- Resistant to tear and puncture with a tensile strength of 700 psi per ASTM D-412
- Wide operational temperature range of -60°F to 300°F
- Simple to install at lower costs than other commonly used materials
- Strong adhesion to a variety of metal substrates including Galvalume®, stainless steel, aluminum, Kynar®, acrylic coated metals and many others
- Available 4", 6" and 8" widths in 100' rolls and 12" in 50' rolls
- Available colors are gray and translucent with others by special order



EMSEAL Universal Closure Strip

AST Universal closure from EMSEAL has been the choice of metal roof and building manufacturers for over 30 years. It is suited for sealing troublesome hip and valley details. The oversized open cell foam strip is impregnated with a unique asphaltic adhesive. Shipped in a compressed form on reels, the foam self expands once opened to exert continuous back pressure on the surfaces it touches. (EJ)

PRICE PER ROLL

EXPANDED SIZE	FT/RL	RL/CASE	BROKEN CASE	1-2 CS.	3 CS.
3/4" x 5/8"	19.7'	40	\$9.50	\$8.15	\$7.25
1 x 1"	19.7'	26	13.90	11.95	10.70
1 1/4" x 5/8"	13.1'	32	12.70	10.90	9.80
1 1/4" x 1"	13.1'	24	14.30	12.25	10.95
1 1/2" x 1"	13.1'	24	15.95	13.70	12.25
1 1/2" x 3"	13.1'	8	48.70	41.75	37.30



FLASHINGS, CLAMPS, DRAINS & VENTS

PROUDLY
Made in the USA

PIPE PORTAL SYSTEMS and ALUMI-FLASH SYSTEMS for watertight sealing at penetrations

C-126 (2"-6" pipe)




C-481 4 @ (.375"-1" pipe)

C-412 4 @ (1"-2" pipe)



C-212 2 @ (.375"-1" pipe)
2 @ (1"-2" pipe)

Interchangeable rubber caps for versatility (POCF)
Service Temperature -60°F to 270°F




Standard, Extra Wide (EW)
Extra Tall (XT), and
Large Alumi-Flash Systems (POAF)

Single and Double Pipe Portal Systems® (POCF)
Roof curbs available separately (POCU)

ADAPTERS

for square tubes, angle irons and small round shapes (POAD)



ChemCurb Kits


The ChemCurb system replaces old-style pitch pans with versatile, precast components and pourable sealants that can usually be installed in under 15 minutes – and never require flashing or mechanical attachment. Can seal single, multiple or irregular penetrations on a variety of roof surfaces including: granulated modified bitumen, asphalt, coal tar B.U.R., PVC, EPDM, PIB & TPO. A 10 year warranty against leaks is activated with submittal of completed card. (POF)



NOTE: Always maintain a minimum distance of 1" between penetrations and the inside edge of the ChemCurb in order to obtain a proper seal.

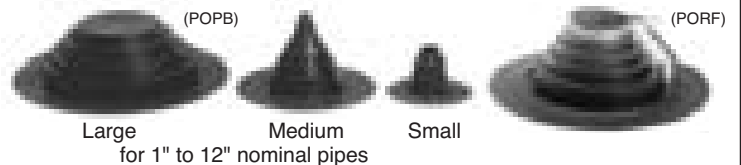
PART #	CURB I.D.	BASE DIA.	KIT CONTENTS	KIT WT.	PRICE
F1331	3"	5½"	10 curbs, 8 tubes pourable sealer, 2 tubes M1 sealant	12 lbs.	\$155.50
F1354	4"	7¾"	4 curbs, ½ gal. pourable sealer, 2 tubes M1 sealant	10 lbs.	87.45
F1358GR	4"	Ditto above except the sealants which withstand 350° continuous, 450° intermittent	9 lbs.		109.75
F1350	6"	10½"	3 curbs, 3 pouches pourable sealer, 2 tubes M1 sealant	24 lbs.	106.70
F1359GR	6"	Ditto above except the sealants which withstand 350° continuous, 450° intermittent	19 lbs.		135.50
F1306P	7½"	9½"	2 curbs, 2 pouches pourable sealer, 2 tubes M1 sealant		164.50
F1351	9"	13"	2 curbs, 2 pouches pourable sealer, 2 tubes M1 sealant	36 lbs.	107.10
F1426			1 pouch pourable sealer (½ gal.)		36.30

PREMOLDED CORNERS for securely sealing those tricky corner details (POCN)



Available WITH or WITHOUT cant
in EPDM rubber or Neoprene for BUR and Modified Bitumen

PIPE AND RETROFIT FLASHINGS For built-up, modified bitumen and single ply roofing



Large
for 1" to 12" nominal pipes

EPDM HEIGHT ADJUSTABLE SUPPORTS

Pipe sizes up to 4". Height Adj. ranges from 1/8" to 6" (POPS)




MAKE A CLAMP

STAINLESS STEEL BAND AND FASTENERS (DTC)

C4001 **\$104.95**
Clamp Kit
(100 ft. band and 25 adjusting clamps)

C4003 **\$53.95**
Box of 25 adjusting clamps only

Make clamps any size 2" diameter and larger.



VENTS and BREATHERS for relief of trapped moisture in roofing systems (POVB)



Large Aluminum

Standard HDPE

Standard Aluminum

REROOF DRAINS for quick and easy retrofits (PORD)




Stainless Steel or Aluminum

Black ABS or White PVC

all with solid CAST Clamping Ring
your choice of CAST or POLY Dome

DYNA-FLASH®



DYNA-FLASH® PIPE FLASHING FOR METAL ROOFS

Size	Outside Pipe Dia.	Base O.D. Dia.	Overall Height	Price For Grey or Black 10+ Any Mix
Mini	0" - 1 ³ / ₈ "	4"	1 ¹ / ₂ "	\$ 4.70
#1	1 ¹ / ₄ " - 2 ¹ / ₂ "	4 ³ / ₄ "	3"	4.80
#2	1 ³ / ₄ " - 3"	6 ¹ / ₄ "	4"	5.40
#3	1 ¹ / ₄ " - 5"	7 ³ / ₄ "	4"	5.50
#4	3" - 6 ¹ / ₄ "	9 ¹ / ₄ "	5"	9.20
#5	4 ¹ / ₄ " - 7 ³ / ₄ "	10 ¹ / ₂ "	5"	10.50
#6	5" - 9"	13"	6"	15.60
#7	6" - 11"	14 ¹ / ₂ "	6"	21.50
#8	7" - 13"	16 ¹ / ₂ "	6"	25.85
#9	9" - 19"	25 ¹ / ₄ "	8"	51.50
#10	12" - 28 ¹ / ₂ "	34" Square base	7 ¹ / ₂ "	129.00

DYNA-FLASH® pipe flashings are made of EPDM and Red / Grey Silicone, and are designed for maximum resistance to all weather conditions. Pipe diameters can be seen clearly for proper fitting. The base is designed to mold to most panel configurations and roof pitches regardless of pipe location.

Available in 12 colors:

Brown • Black • Dark Grey • Light Grey • White
 Dark Green • Light Green • Dark Blue
 Light Blue • Bright Red • Terra Cotta • Copper
 Also Available in Red & Grey High Temp Silicone



Almost every flashing qualifies under the Buy American Act. Ask for details.

ADVANCED OZONE RESISTANCE tested to...	EPDM 70 hour @ 500 pphm	RED GREY SILICONE 70 hour @ 500 pphm
HIGH TEMPERATURE RESISTANCE Tested to	Intermittent Continuous	
	+135°C (+275°F) +100°C (+212°F)	+260°C (+500°F) +225°C (+437°F)
LOW TEMPERATURE RESISTANCE tested to...	- 55°C (-67°F)	- 74°C (-101°F)
COMPRESSION SET Maximum...	25%	50%

DYNA-FLASH®

20
YEAR
WARRANTY



DYNA-CAP™


APPLICATIONS:

Skylights • Metal Curbs • Ridge Applications
Flexible width allows for most panel configurations.
Expansion feature accommodates all seam heights.
Base Features allows side wall of end cap to form on roof panels. Base allows application at both terminating points of the sheeting or roofing material.
Overall Height: 3 3/4" • Base Dimensions: Width 7 1/4"

10+

Dyna-Cap™

\$12.40



DYNA-FLASH® pipe flashings are now available in the most requested color. . . **INVISIBLE**

All 12 colors are in stock for all 11 sizes (mini-#10). Grey & Black Dyna-Flash® are priced on pg 62. Add 40% to those prices when ordering blue, brown, green, red or white. The copper & silicone adder is even greater but varies by size.

Zipper

DYNA-FLASH® For Square Pipe



Use to flash square piping from 3/4" to 5" O.D. Position the seam of the flashing so that seam is down-slope.
Clips included.

P/N 10+

#303 **\$9.85**

High Temperature DYNA-FLASH®


Available in: 10 Sizes • Pipe Range: 0" to 19"

Made of High Temperature Grey or Red Silicone. These slip over silicone flashings are compounded specifically for maximum resistance to weathering due to ozone and ultraviolet light.



20
YEAR
WARRANTY

RETROFIT (WRAP-AROUND) DYNA-FLASH®



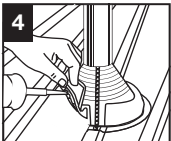
Using tin snips, cut the cone to fit pipe, starting opposite the mechanical locking joiner.



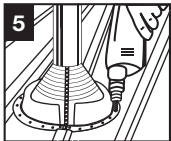
Wrap Retrofit around pipe, join the interlocking teeth starting from the top and proceeding down.



Squeeze joiner tightly with pliers to crimp, start at the top and work down to the base.



Apply sealant to the underside of the base. Shape Retrofit to roof by pressing the aluminum base to the contours of the roof.



Fasten Retrofit to roof using self-drilling screws, leave no gaps between base and the roof contours.

Retrofit Available in: 4 Sizes • Pipe Range: 3/4" to 20" • EPDM Grey rubber • High Temperature Red or Grey Silicone

ADVANCED OZONE RESISTANCE tested to...

RED / GREY SILICONE
70 hour @ 500 pphm

HIGH TEMPERATURE RESISTANCE Tested to

Intermittent
Continuous

+260°C (+500°F)
+225°C (+437°F)

LOW TEMPERATURE RESISTANCE tested to...

-74°C (-101°F)

COMPRESSION SET Maximum...

50%

Outside Diameter of Pipe to be Flashed	Retrofit DYNA-FLASH Base Diameter	Retrofit DYNA-FLASH Height	10+ ANY MIX Retrofit EPDM		Temp Rating
			P/N	Price	
3/4" - 2 3/4"	6 3/10"	3 1/2"	801	\$13.50	Constant Temp at Roofline -58°F to +239°F and 302°F intermittently
2" - 7 1/4"	10 3/4"	5 3/5"	802	19.25	
3 1/4" - 10"	14 1/2"	5 4/5"	803	35.85	
9 1/2" - 20 1/2"	25 SQUARE BASE	5 1/2"	804	79.75	

Retrofit (wrap around) Grey EPDM are priced to the left. Retrofit silicone are stocked in the same four dimensions as listed to the left. We removed the pricing on the silicone retrofit Dyna-Flash because too many customers told us that they thought we only carried "wrap-around" silicone and not the "pull over" silicone Dyna-Flash. Call for pricing. Silicone is available in Red or Battleship Grey.

Retrofit silicone Dyna-Flash, as rated at roofline - 58°F to 392°F and 482°F intermittently.



20
YEAR
WARRANTY

DYNA-GUARD® SNOW RETENTION



DYNA-GUARD®

SNOW RETENTION FOR METAL ROOFS



DYNA-GUARD installed on roof

DYNA-GUARD is a snow retention system designed to be used on metal roofs. This system can be easily installed on a new construction project or retrofitted to an existing metal roof.


DYNA-GUARD is an 8' long extruded aluminum stick with a T-shape profile. Simply insert a 2" wide painted strip of metal from the same material as the roof to maximize roof line aesthetics and to provide year round protection from devastating snow and ice avalanches.

If the distance between the seams of the roof are divisible by 4" or 6" then ordering pre-punched **DYNA-GUARD** will be by far, your lowest cost best alternative. However, if the seam width is not divisible by 4" or 6" then you will

order unpunched **DYNA-GUARD** and either: 1) use VersaClips™ – which we do not stock or 2) field drill a 7/16" hole. Here, field drilling is the lowest cost best alternative. Think it thru!: by field drilling you save the labor to locate the box of VersaClips and you save the labor of slipping the clip onto the 8' long stick of **DYNA-GUARD** and then lining the clip up with the bolt hole and you save material cost of about \$2/clip—say roughly \$3 in total. ALL of those savings are achieved **for each and every** 7/16" hole that you drill through easily drilled .100" aluminum! You know that your men can drill a hole thru aluminum for much less than \$3/hole!

TAKE THE \$5 CHALLENGE - We can PROVE that field drilling is the best cost alternative when you are forced to use unpunched by taking this challenge: We will credit you \$5/stick for each unpunched stick that you buy from us if you field drill the holes and then tell us if your overall cost to install was higher or lower (either way) versus using a clip. Also, invoiced cost must be as per quantity break columns illustrated below. This offer is limited to your first two purchases of unpunched **DYNA-GUARD**.

Profile photo of T-shaped **DYNA-GUARD**



Front side of **DYNA-GUARD**. **DYNA-GUARD** has three options for back side.

Unpunched stem on back side of **DYNA-GUARD**.

4" center punched stem on back side of **DYNA-GUARD**.

6" center punched stem on back side of **DYNA-GUARD**.

DYNA-GUARD BACK STEM

	PRICE PER 8' STICK OF DYNA-GUARD				
	1-11	12-47	48-119	120-239	240+
Unpunched	\$19.99	\$16.75	\$15.60	\$15.15	\$14.60
Unpunched-Limited Offer. Details Above.	14.99	11.75	10.60	10.15	9.60
6" Center Punch	23.95	18.20	17.65	17.40	16.95
4" Center Punch	24.75	18.95	18.40	18.15	17.75

DYNA-GUARD and **SNO-DAM** are registered trademarks of Dynamic Fastener Service Inc. **DYNA-CLAMP** is a trademark of Dynamic Fastener Service Inc. VersaClip is a trademark of Metal Roof Innovations Ltd.

DYNA-CLAMPS™ and SNO-DAMS®



Above illustrates the four positions that a DC-U can be installed on standing seam. Plus, the clamp can be positioned such that the bolt can be up slope or down slope, depending on your application. Seven different **DYNA-CLAMPS** with round-point setscrews are available to accommodate many different profiles of standing seam metal roofs. All **DYNA-GUARD**, **DYNA-CLAMP** and **SNO-DAM** items are extruded out of aircraft quality, high tensile aluminum "6005A T61 Aluminum". All of these components are proudly manufactured in the U.S.A.

DC-U



DC-SL



DC-NF



DC-DF




DC-TS



ONE
PIECE
CLAMP.
NO
INSERT.

DC-ZR



ONE
PIECE
CLAMP.
NO
INSERT.

DC-U MINI



DYNA-CLAMPS™ are a non-ferrous non-piercing clamp for attachments to standing seam metal roofs. **DYNA-CLAMPS** are pre-packaged with stainless steel round-point setscrews that won't pierce the panel and stainless steel bolts. Our bolts are the familiar English standard $\frac{5}{16}$ -18 bolt — not metric.

CLAMP	PCS/ BOX	BROKEN BOX	1-4 BOXES	5-9 BOXES	10-19 BOXES	20+ BOXES
DC-U	30	\$6.90	\$5.70	\$5.35	\$5.00	\$4.75
DC-SL	30	6.35	5.25	4.90	4.65	4.40
DC-NF	30	6.80	5.60	5.25	4.95	4.70
DC-DF	60	4.95	4.00	3.80	3.60	3.40
DC-TS	48	7.00	5.80	5.40	5.15	4.90
DC-ZR	44	7.50	6.10	5.70	5.40	5.15
DC-U MINI	50	4.50	3.85	3.60	3.40	3.25


SNO-DAMS® inhibit the ability of snow and ice to slide under the installed **DYNA-GUARD**. They slide on the back of the **DYNA-GUARD** from either end. **SNO-DAMS** are necessary to have installed between every seam. Both are 3" wide.

PART #	PCS/ BOX	BROKEN BOX	1-4 BOXES	5-9 BOXES	10-19 BOXES	20+ BOXES
SNO-DAM 2	66	\$2.15	\$1.80	\$1.65	\$1.50	\$1.35
SNO-DAM 3	40	2.50	2.10	1.90	1.75	1.55

SNO-DAM 2



SNO-DAM 3





IT IS TIME FOR A CHANGING OF THE GUARD

Introducing **DYNA-GUARD®**, a snow retention system to be installed on metal roofs (see pages 64 and 65). We are discontinuing the line of **S-5!** / **COLORGARD®** and related products, as listed on the bottom half of this page. As of March 28th, 2016, we have over \$290,000 (valued at our distributor cost) of these products on hand. It is ok to break box quantity without price penalty. As our stock on hand gets depleted on any item then minimum order quantities on that item might be required.

TORQUE WRENCH



Tighten set screws with this precision torque wrench. Mechanical design does not require batteries and all steel construction has no plastic parts to break or wear out. Read in inch pounds or Newton meters. Reversible ratcheting head that drives fasteners in both directions and measures torque in the clockwise direction. Wrench emits a click that can be heard and felt when the preset value is reached. Ships pre-calibrated to +/-4% and ready to use. Store at its lowest setting when not in use.

PART #	CAPACITY	PRICE
24320	¼" sq. dr. 20-200 in. lbs. torque	\$58.95



S-5!® CLAMPS

S-5-A Clamp	\$5.50
S-5-AE Clamp	6.50
S-5-BE Brass Clamp	11.00
S-5-B Brass Mini Clamp	7.00
S-5-BSF Brass Clamp	11.00
S-5-E Clamp	3.50
S-5-E Mini Clamp	2.30
S-5-H Clamp	6.10
S-5-H90 Clamp	3.95
S-5-K Clamp	12.00
S-5-N Clamp	4.50
S-5-N1.5 Clamp	6.50
S-5-Q Clamp	6.40
S-5-S Mini Clamp	2.90
S-5-SS Mini Stainless Clamp	17.85
S-5-T Clamp	5.30
S-5-T Mini Clamp	3.65
S-5-V Clamp	3.70
S-5-Z Mini Clamp	3.60
RibBracket™	3.95



X-Gard™

End Cap	\$.50
X-Clip II™	3.60
X-Clip III™	3.75
X-Gard 1.0™	2.25
X-Gard 2.0™	5.50
8' Nex™ Pipe	21.00



SnoClip™ II	\$1.50
SnoClip™ III	1.60
VersaGard™	\$2.65
4" Prepunched ColorGard®	17.50
Unpunched ColorGard®	12.50
Splice Connector	1.25



SnoFence™ Product

SnoPost-E™ Stainless	\$2.75
SnoPost™ Brass	6.00
SnoPost™ Endpost Brass	6.00
Aluminum ⅜" Rod 12' Stick	4.95
Brass ⅜" Rod 12' Stick	28.00
Stainless ⅜" Rod 12' Stick	16.00
Aluminum ⅝" Rod Coupling	.90
Brass ⅝" Rod Coupling	5.00
S-5-A Clamp	5.50
S-5-AE Clamp	6.50
S-5-BE Brass Clamp	11.00



















Fasteners for S-5!®

















8MM dia x ⅝" long s/s bolt serrated face	\$.20
10MM dia x ⅝" long s/s bolt serrated face	.40
10MM dia x ⅝" long s/s bolt no serrated face	.30
10MM dia x .79" long s/s bolt no serrated face	.30
11MM I.D. s/s washer for either non-serrated face bolt	.05
8MM s/s serrated flange nut	.20
⅝"-24x½" Stainless Set Screw	.15

RibBracket, X-Gard, X-Clip, Nex, SnoClip, VersaGard, SnoPost, and SnoFence are Trademarks of Metal Roof Innovations Ltd. S-5! and ColorGard are registered Trademarks of Metal Roof Innovations Ltd.














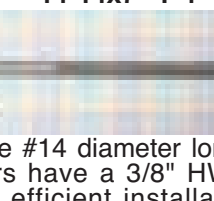


D•F ALUMINUM TO ALUMINUM, INSULATION SCREWS & MORE

<p>1) DRYWALL SCREWS</p>  <p>A full array of drywall screws are stocked with various points, heads, threads, platings. Choose 1", 1 1/8", 1 1/4", 1 5/8", 1 7/8", 2", 2 1/4", 2 1/2" or 3". (DW)</p>	<p>2) 12-11x1" T-4 300 STAINLESS</p>  <p>Aluminum to aluminum or composite to aluminum .048" to .250" material thickness. Screw is COMPLETELY 300 series stainless. Unique 11 TPI tri-lobular thread ideal for tapping and holding in aluminum. T-4. #25 torx pancake head. Dyna-Coat® 1,000 hour salt spray premium coating. Stocked only in 1". (SS)</p>	<p>3) 12-14x1" T-3 300 STAINLESS</p>  <p>Aluminum to aluminum or composite to aluminum .048" to .250" material thickness. Screw is COMPLETELY 300 series stainless. T-3. 5/16" HWH. Select with or without an assembled 5/16" stainless sealing washer. Dyna-Coat® 1,000 hour salt spray premium coating. Stocked only in 1". (SS)</p>	<p>4) BI-METAL SCREWS</p>  <p>BI-METAL (see pg 81). Aluminum or composite to aluminum or to steel. Select with or without an assembled stainless sealing washer. Dyna-Coat® 1,000 hour salt spray premium coating. See pg 81 for size options.</p>
<p>5) 8x1 1/4" DECKING SCREW</p>  <p>SEE PG 80. Wood to wood. Type 17 point. #2 square drive modified bugle head. 2" and shorter are #8 diameter. 2 1/2" and longer are #10 diameter. Dyna-Coat® 1,000 hour salt spray premium Coating. Choose 1 1/4", 1 5/8", 2", 2 1/2", 3", 3 1/2" or 4". (DK)</p>	<p>6) 8x1 1/4" STAINLESS</p>  <p>SEE PG 80. Wood to wood. Type 17 point. #2 square drive modified bugle head. 2" & shorter are #8 diameter. 2 1/2" & longer are #10 diameter. 300 series stainless steel. Choose 1 1/4", 1 5/8", 2", 2 1/2", 3", 3 1/2" or 4". (DK)</p>	<p>7) 12-14x1 1/8" EXTERIOR T-3</p>  <p>(See pg 79). Attaches rigid insulation to steel framing from .036" to .210" thick steel. T-3. 5/16" HWH. 5/8" O.D. washer. Dyna-Coat® 1,000 hour salt spray premium coating. Choose 1 1/8", 2 3/8", 3 1/4" or 4". (IS)</p>	<p>8) 12-14x1 1/8" INTERIOR T-3</p>  <p>(See pg 79). Attaches rigid insulation to steel framing from .036" to .210" thick steel. T-3. 5/16" HWH. 1 1/4" O.D. nylon washer. Dyna-Coat® 1,000 hour salt spray premium coating. Choose 1 1/8", 2 3/8", 3 1/4" or 4". (IS)</p>
<p>9) 10-16x 1/2" T-2 FLAT TRUSS</p>  <p>Pre-punched brackets to steel-perfect for door frames. Total steel thickness .035" to .175". T-2. #2 phillips flat truss head. Serrated face. Zinc plated. Stocked only in 1/2". (DW)</p>	<p>10) 8-18x 3/4" PFH 410 S/S</p>  <p>410 STAINLESS STEEL. Steel with pre-punched countersunk holes to steel from .036" to .100" steel thickness. T-2. #2 PFH. Dyna-Coat® 1,000 hour salt spray premium coating. Currently, only stocked as described. (SS8)</p>	<p>11) 8-18x 3/4" T-2 LATH 410 S/S</p>  <p>410 STAINLESS STEEL. Sheet to steel framing from .036" to .100" total steel thickness. T-2. #2 phillip lath head. Dyna-Coat® 1,000 hour salt spray premium coating. Choose 3/4" or 1 1/4". (SS8)</p>	<p>12) 8-18x 3/4" T-2 LATH 410 S/S w/w</p>  <p>410 stainless steel. Sheet to steel framing from .036" to .100" total steel thickness. Assembled 1/2" O.D. stainless steel backed rubber sealing washer to prevent leakage on an exterior application. T-2. #2 phillips lath head. Dyna-Coat® 1,000 hour salt spray premium coating. Choose 3/4" or 1 1/4". (SS8)</p>
<p>13) 8-18x 3/4" WAFER HEAD SHARP PT</p>  <p>Fasten into wood or thin steel up to .048" thick. Wafer head lath screw has large head for increased bearing area, but with a low profile. Sharp point. #2 phillips. Lengths 2 1/2" and longer have a T-17 point and are #10 diameter. Zinc plated. Choose 1/2", 3/4", 1", 1 1/4", 1 5/8", 2", 2 1/2", 3" or 4". (DW)</p>	<p>14) 8-18x 3/4" WAFER HEAD T-2</p>  <p>Fasten into steel from .036" to .100" total steel thickness. Wafer head lath screw has large head for increased bearing area, but with a low profile. T-2. #2 phillips. Lengths 2 1/2" and longer are #10 diameter. Zinc plated. Choose 1/2", 3/4", 1", 1 1/4", 1 5/8", 2", 2 1/2", 3" or 4". (DW)</p>	<p>15) 8-18x 3/4" WAFER HD SHARP w/w</p>  <p>Fasten into wood or thin steel up to .048". Assembled 1/2" O.D. metal backed rubber sealing washer to prevent leakage on an exterior application. Sharp point. #2 phillips. Lengths 2 1/2" and longer have a T-17 point and are #10 diameter. Zinc plated. Choose 1/2", 3/4", 1", 1 1/4", 1 5/8", 2", 2 1/2", 3" or 4". (DW)</p>	<p>16) 8-18x 3/4" WAFER HD T-2 w/w</p>  <p>Fasten into steel from .036" to .100" total steel thickness. Assembled 1/2" O.D. metal backed rubber sealing washer to prevent leakage on an exterior application. T-2. #2 phillips. Lengths 2 1/2" and longer are #10 diameter. Zinc plated. Choose 1/2", 3/4", 1", 1 1/4", 1 5/8", 2", 2 1/2", 3" or 4". (DW)</p>

















D•F METAL TO METAL WITHOUT SEALING WASHER

<p>1) 8-18x½" T-2 HWH</p>  <p>Sheet to steel framing from .036" to .100" total steel thickness. T-2. ¼" HWH. Zinc plated. Choose ½", ⅝", ¾", 1", 1½" or 2". (SN)</p>	<p>2) 8-18x½" T-2 PPH</p>  <p>Sheet to steel framing from .036" to .100" total steel thickness. T-2. #2 phillips pan head. Zinc plated. Choose ½", ⅝", ¾", 1", 1¼" or 1½". (SN)</p>	<p>3) 10-16x¾" T-2</p>  <p>Sheet to steel framing from .035" to .175" total steel thickness. T-2. ⅝" HWH. Coated stocked ¾" and 1½". Zinc plated. Choose ½", ¾", 1", 1½" or 2".</p>	<p>4) 10-16x¾" PPH T-2</p>  <p>Sheet to steel framing from .035" to .175" total steel thickness. T-2. #2 phillips pan head. Zinc plated. Choose ½", ⅝", ¾" or 1". (SN)</p>
<p>5) 10-16x¾" T-2 HEFTY-HEX</p>  <p>HEFTY-HEX has a giant head height of 0.2" which is 15-40% larger than other brands. Sheet to steel framing from .035" to .175" total steel thickness. T-2. ⅝" HWH. Zinc plated. Stocked only in ¾".</p>	<p>6) 10-16x¾" T-2 410 S/S</p>  <p>410 STAINLESS STEEL. (See pg. 80). Sheet to steel framing from .035" to .175" total steel thickness. T-2. ⅝" HWH or PPH. Dyna-Coat® 1,000 hour salt spray premium coating. Choose ¾".</p>	<p>7) 12-14x¾" T-1</p>  <p>Sheet to sheet stitching. Total steel thickness of .024" to .095". T-1. ⅝" HWH. Dyna-Coat® 1,000 hour salt spray premium coating. T-1's stocked include: 10x¾", 12x¾", 14x¾" and 18x1".</p>	<p>8) 12-14x¾" T-2.5 DYNA-GRIP</p>  <p>EXCITING NEW ITEM</p> <p>Framing screw from .035" to .198" total steel thickness. Unique T-2.5, serrated HWH face and other specially designed, proprietary geometric features results in the world's best framing screw, strip-out is practically impossible! ⅝" HWH. Dyna-Coat® 1,000 hour salt spray premium coating. Choose ¾" or 1". (SN)</p>
<p>9) 12-14x¾" T-3 HWH</p>  <p>Sheet to steel framing from .036" to .210" total steel thickness. T-3. ⅝" HWH. Dyna-Coat® 1,000 hour salt spray premium coating. Choose ¾", 1", 1¼", 1½", 2", 2½", 3", 4", 5", 6" or 8".</p>	<p>10) 12-14x¾" T-3 PPH</p>  <p>Sheet to steel framing from .036" to .210" total steel thickness. T-3. #3 phillips pan head. Dyna-Coat® 1,000 hour salt spray premium coating. Choose ¾" or 1½". (SN)</p>	<p>11) 12-14x¾" T-3 "NARROW PPH"</p>  <p>Finally, a #10 headed (.365" wide head) screw for fastening in a caulk joint without panel deformation, yet maintains the shear and pullout values of a standard #12 diameter screw. T-3. #2 phillips narrow pan head. Dyna-Coat® 1,000 hour salt spray premium coating. Choose ¾" or 1½". (SN)</p>	<p>12) 12-14x¾" T-3 TORX PAN HEAD</p>  <p>Sheet to steel framing from .036" to .210" total steel thickness. T-3. #25 torx pan head. Dyna-Coat® 1,000 hour salt spray premium coating. Stocked only ¾". (SN)</p>
<p>13) 12-14x1¼" PFH T-3</p>  <p>Wood to .036" to .210" thick steel. T-3. #3 PFH. Zinc plated. Choose 1¼" or 2". (HT)</p>	<p>14) 12-14x1" T-3 410 S/S</p>  <p>410 STAINLESS STEEL. (See pg. 80). Sheet to steel framing from .036" to .210" total steel thickness. T-3. ⅝" HWH. Select with or without stainless sealing washer assembled. Dyna-Coat® 1,000 hour salt spray premium coating. Choose ¾", 1", 1¼", 1½", 2" or 3".</p>	<p>15) 12-14x¾" TORX 410 S/S</p>  <p>410 STAINLESS STEEL. (See pg. 80). Sheet to steel framing from .036" to .210" total steel thickness. Torx pan head. Dyna-Coat® 1,000 hour salt spray premium coating. Choose 10x¾" T-2 or 12x¾" T-3.</p>	<p>16) 12-14x¾" PAN HEAD BI-METAL</p>  <p>Attaches aluminum to aluminum or aluminum to steel .036" to .210". 300 series stainless head and screw body fused to a carbon steel drill tip. T-3. Pan head #25 torx is ideal for fastening in recessed caulk joints with no "external driver" marring the finished metal. Dyna-Coat® 1,000 hour salt spray premium coating. Other pan head stocked 10x¾", 12x¾" and 12x1½". (See pg. 81). (SS.BM PH)</p>

















D•F METAL TO METAL WITHOUT SEALING WASHER

<p>12-14x$\frac{3}{4}$" T-3 TAMPERPROOF</p> <p>1)</p>  <p>Tamperproof torx #30 truss head. Sheet to steel framing from .036" to .210" total steel thickness. T-3. Also stocked 10x$\frac{3}{4}$". Dyna-Coat® 1,000 hour salt spray premium coating. Choose $\frac{3}{4}$", 1$\frac{1}{4}$" or 2". (TP)</p>	<p>12-14x1$\frac{1}{4}$" Fenderheads® T-3</p> <p>2)</p>  <p>Integrated giant $\frac{5}{8}$" washer face provides twice the bearing area and substantially improved pull-over values. Sheet to steel framing from .036" to .210" total steel thickness. T-3. $\frac{5}{16}$" HWH. Dyna-Coat® 1,000 hour salt spray premium coating. Stocked only in 1$\frac{1}{4}$".</p>	<p>14-14x1$\frac{1}{4}$" T-2</p> <p>3)</p>  <p>EXCITING NEW ITEM</p> <p>Framing screw from .035" to .195" total steel thickness. Unique T-2 (instead of standard T-3 on #14 dia). Serrated HWH face. $\frac{3}{8}$" HWH. Dyna-Coat® 1,000 hour salt spray premium coating. Stocked only in 1$\frac{1}{4}$".</p>	<p>14-14x$\frac{3}{4}$" T-3</p> <p>4)</p>  <p>Sheet to steel framing from .036" to .250" total steel thickness. T-3. $\frac{3}{8}$" HWH. Dyna-Coat® 1,000 hour salt spray premium coating. Choose $\frac{3}{4}$", 1", 1$\frac{1}{2}$", 2", 2$\frac{1}{2}$", 3", 4", 6" or 8".</p>
<p>14-14x1$\frac{1}{4}$" T-3 $\frac{5}{16}$" HWH</p> <p>5)</p>  <p>Unique $\frac{5}{16}$" HWH on this #14 dia. T-3 – instead of the standard $\frac{3}{8}$" HWH. Sheet to steel framing from .036" to .250" total steel thickness. T-3. $\frac{5}{16}$" HWH. Dyna-Coat® 1,000 hour salt spray premium coating. Stocked only in 1$\frac{1}{4}$".</p>	<p>14-14x1$\frac{1}{4}$" T-3 SHOULDER</p> <p>6)</p>  <p>Unique unthreaded shoulder under the head facilitates the need of a fastened clip to "float". Commonly used in rake plate detail and with other clips. Steel to steel framing from .036" to .250" total steel thickness. T-3. $\frac{5}{16}$" HWH. Dyna-Coat® 1,000 hour salt spray premium coating. Stocked only 1$\frac{1}{4}$".</p>	<p>14-14x1" T-3 410 S/S</p> <p>7)</p>  <p>410 STAINLESS STEEL. (See pg. 80). Sheet to steel framing from .036" to .250" total steel thickness. T-3. $\frac{3}{8}$" HWH. Dyna-Coat® 1,000 hour salt spray premium coating. Select with or without an assembled $\frac{5}{8}$" stainless sealing washer. Choose 1", 1$\frac{1}{2}$", 2", 3", 4", 6" or 8".</p>	<p>12-24x1" T-4</p> <p>8)</p>  <p>Steel to structural steel from .125" to .375" total steel thickness. T-4. $\frac{5}{16}$" HWH. Dyna-Coat® 1,000 hour salt spray premium coating. Choose 1" or 1$\frac{1}{2}$".</p>
<p>12-24x1" T-4 410 S/S</p> <p>9)</p>  <p>410 STAINLESS STEEL. (See pg. 80). Steel to structural steel from .125" to .375" total steel thickness. T-4. $\frac{5}{16}$" HWH. Select with or without an assembled $\frac{5}{16}$" stainless sealing washer. Dyna-Coat® 1,000 hour salt spray premium coating. Stocked only in 1".</p>	<p>12-24x1$\frac{1}{4}$" T-5</p> <p>10)</p>  <p>Steel to structural steel from .250" to .500" total steel thickness. T-5. $\frac{5}{16}$" HWH. Dyna-Coat® 1,000 hour salt spray premium coating. Choose 1$\frac{1}{2}$", 1$\frac{1}{2}$", 2" or 3".</p>	<p>12-24x1$\frac{1}{4}$" T-5 410 S/S</p> <p>11)</p>  <p>410 STAINLESS STEEL. (See pg. 80). Steel to structural steel from .250" to .500" total steel thickness. T-5. $\frac{5}{16}$" HWH. Select with or without an assembled $\frac{5}{16}$" stainless sealing washer. Dyna-Coat® 1,000 hour salt spray premium coating. Choose 1$\frac{1}{2}$" or 2".</p>	<p>12-24x1$\frac{1}{2}$" T-5 TORX</p> <p>12)</p>  <p>Sheet to structural steel from .250" to .500" total steel thickness. T-5. #30 Torx low profile truss head. Dyna-Coat® 1,000 hour salt spray premium coating. Stocked only in 1$\frac{1}{2}$". (SN)</p>
<p>14-14x1$\frac{1}{2}$" T-4</p> <p>13)</p>  <p>Steel to structural steel from .036" to .375" total steel thickness. T-4. $\frac{3}{8}$" HWH. Clear elite-zinc plating. Stocked in 1$\frac{1}{2}$", 7" and 10".</p>	<p>14-14x7" T-4</p> <p>14)</p>  <p>These #14 diameter long fasteners have a 3/8" HWH for most efficient installation of the screws. Install thru insulated panels or for retro-fit roofing. #14 diameter 14 TPI fastens to .036" to .375" total steel thickness at connection. Dyna-Coat® 1,000 hour salt spray premium coating. Choose 7" or 10" length. (SN)</p>	<p>14-20x1$\frac{1}{2}$" Fenderhead® T-5</p> <p>15)</p>  <p>Steel to structural steel from .250" to .625" total steel thickness. (See pg 82). T-5. $\frac{3}{8}$" HWH. $\frac{5}{8}$" O.D. washer face. Dyna-Coat® 1,000 hour salt spray premium coating. Choose 1$\frac{1}{2}$", 2$\frac{1}{4}$", 3", 4", 5", 6" or 8".</p>	<p>$\frac{5}{8}$-18x1$\frac{1}{4}$" T-3</p> <p>16)</p>  <p>Largest diameter selfdriller available in the market. Attach steel to steel from .036" to .3125" total steel thickness. T-3. $\frac{3}{8}$" HWH. Dyna-Coat® 1,000 hour salt spray premium coating. Stocked only in 1$\frac{1}{4}$".</p>

















D•F METAL TO METAL WITH SEALING WASHER

<p>1) 10-16x$\frac{3}{4}$" T-2 w/w</p>  <p>Sheet to steel framing from .035" to .175" total steel thickness. T-2. $\frac{5}{16}$" HWH. $\frac{1}{2}$" O.D. washer. Coated stocked $\frac{3}{4}$" and 1$\frac{1}{2}$". Zinc plated. Choose $\frac{3}{4}$", 1", 1$\frac{1}{2}$" or 2".</p>	<p>2) 12-14x$\frac{3}{4}$" T-3 w/w</p>  <p>Sheet to steel framing from .036" to .210" total steel thickness. T-3. $\frac{5}{16}$" HWH. $\frac{5}{16}$" O.D. washer. Dyna-Coat[®] 1,000 hour salt spray premium coating. Choose $\frac{3}{4}$", 1", 1$\frac{1}{4}$", 1$\frac{1}{2}$", 2", 2$\frac{1}{2}$", 3", 4", 5", 6" or 8".</p>	<p>3) 12-14x1$\frac{1}{4}$" U-SEAL T-3</p>  <p>Sheet to steel framing from .036" to .210" total steel thickness. T-3. $\frac{5}{16}$" hex. U-Seal screws have a rubber ring assembled under the $\frac{5}{16}$" wide one piece flange head. Dyna-Coat[®] 1,000 hour salt spray premium coating. Choose $\frac{3}{4}$", 1", 1$\frac{1}{4}$", 1$\frac{1}{2}$" or 2".</p>	<p>4) 12-14x1$\frac{1}{4}$" Fenderhead[®] T-3</p>  <p>Integrated giant $\frac{5}{8}$" washer face provides twice the bearing area and substantially improved pull-over values. Also acts to hide the $\frac{5}{8}$" O.D. metal backed sealing washer. T-3. $\frac{5}{16}$" HWH. Dyna-Coat[®] 1,000 hour salt spray premium coating. Stocked only in 1$\frac{1}{4}$".</p>
<p>5) 12-14x1" T-3 S/S CAP</p>  <p>STAINLESS CAP. (See pg. 80). Sheet to steel framing from .036" to .210" total steel thickness. T-3. $\frac{5}{16}$" hex. Choose 1", 1$\frac{1}{4}$", 1$\frac{1}{2}$", 2", 3" or 4".</p>	<p>6) 12-14x1" T-3 410 S/S</p>  <p>410 STAINLESS STEEL. (See pg. 80). Sheet to steel framing from .036" to .210" total steel thickness. T-3. $\frac{5}{16}$" HWH. Select with or without stainless sealing washer assembled. Dyna-Coat[®] 1,000 hour salt spray premium coating. Choose $\frac{3}{4}$", 1", 1$\frac{1}{4}$", 1$\frac{1}{2}$", 2" or 3".</p>	<p>7) 12-14x1$\frac{1}{4}$" T-3 410 S/S $\frac{3}{8}$" HWH</p>  <p>Unique $\frac{3}{8}$" HWH on #12 dia. screw. 410 STAINLESS STEEL. (See pg. 80). Sheet to steel framing from .036" to .210" total steel thickness. T-3. $\frac{3}{8}$" HWH. Select with or without stainless sealing washer assembled. Dyna-Coat[®] 1,000 hour salt spray premium coating. Stocked only in 1$\frac{1}{4}$". (SS)</p>	<p>8) 12-14x1" T-3 BI-METAL</p>  <p>BI-METAL. (See pg. 81). Attaches aluminum to aluminum or aluminum to steel .036" to .210". 300 series stainless head and screw body fused to a carbon steel drill tip. T-3. $\frac{5}{16}$" HWH. Choose with or without $\frac{5}{16}$" O.D. stainless washer. Dyna-Coat[®] 1,000 hour salt spray premium coating. Choose 1", 1$\frac{1}{2}$" or 2". (SS BM)</p>
<p>9) 12-14x1" T-2 ZINC HEAD</p>  <p>ZAMAK-5 ZINC CAST HEAD. (See pg. 80). Sheet to steel framing from .035" to .198" total steel thickness. T-2. $\frac{5}{16}$" hex. 150 hour coating. Choose 1", 1$\frac{1}{4}$", 1$\frac{1}{2}$" 2" or 3". (ZH)</p>	<p>10) 14-14x$\frac{7}{8}$" T-1 w/w</p>  <p>Sheet to sheet stitching. Total steel thickness .024" to .095". T-1. Choose $\frac{5}{16}$" or $\frac{3}{8}$" HWH. $\frac{5}{8}$" O.D. washer. Dyna-Coat[®] 1,000 hour salt spray premium coating. Choose $\frac{5}{16}$" or $\frac{7}{8}$".</p>	<p>11) 14-14x$\frac{7}{8}$" T-1 w/w $\frac{3}{8}$" HWH</p>  <p>Unique $\frac{3}{8}$" HWH on this stitch screw. Sheet to sheet stitching. Total steel thickness .024" to .095". T-1. $\frac{3}{8}$" HWH. $\frac{5}{8}$" O.D. washer. Dyna-Coat[®] 1,000 hour salt spray premium coating. Stocked only in $\frac{7}{8}$".</p>	<p>12) 14-14x$\frac{7}{8}$" U-SEAL T-1</p>  <p>Sheet to sheet stitching. Total steel thickness of .024" to .095". T-1. $\frac{5}{16}$" hex. U-Seal screws have a rubber ring assembled under the $\frac{5}{16}$" wide one piece flange head. Dyna-Coat[®] 1,000 hour salt spray premium coating. Choose $\frac{7}{8}$" or 1$\frac{1}{8}$".</p>
<p>13) 14-14x$\frac{7}{8}$" T-1 S/S CAP</p>  <p>STAINLESS CAP. (See pg. 80). Sheet to sheet stitching. Total steel thickness of .024" to .095". T-1. $\frac{5}{16}$" hex. Choose $\frac{7}{8}$" or 1$\frac{1}{8}$".</p>	<p>14) 14-14x$\frac{7}{8}$" T-1 410 S/S</p>  <p>410 STAINLESS STEEL. (See pg. 80). Sheet to sheet stitching. Total steel thickness .024" to .095". T-1. Choose $\frac{5}{16}$" or $\frac{3}{8}$" HWH. $\frac{5}{8}$" O.D. stainless washer. Dyna-Coat[®] 1,000 hour salt spray premium coating. Choose $\frac{5}{16}$" or $\frac{3}{8}$" HWH.</p>	<p>15) 14-14x$\frac{7}{8}$" T-1 ZINC HEAD</p>  <p>ZAMAK-5 ZINC CAST HEAD. (See pg. 80). Sheet to sheet stitching. Total steel thickness of .024" to .095". T-1. $\frac{5}{16}$" hex. 150 hour coating. Stocked only in $\frac{7}{8}$". (ZH)</p>	<p>16) 18-9x1" T-1 w/w</p>  <p>Sheet to sheet stitching. Total steel thickness .024" to .095". T-1. $\frac{5}{16}$" HWH. $\frac{5}{8}$" O.D. washer. Dyna-Coat[®] 1,000 hour salt spray premium coating. Stocked only in 1".</p>









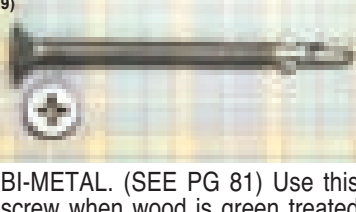







D•F METAL TO METAL WITH SEALING WASHER

<p>1) 14-14x$\frac{3}{4}$" T-3 w/w</p>  <p>Sheet to steel framing from .036" to .250" total steel thickness. T-3. $\frac{3}{8}$" HWH. $\frac{5}{16}$" O.D. washer. Dyna-Coat® 1,000 hour salt spray premium coating. Choose $\frac{3}{4}$", 1", 1$\frac{1}{2}$", 2", 2$\frac{1}{2}$", 3", 4", 6" or 8".</p>	<p>2) 14-14x1$\frac{1}{4}$" T-3 w/w $\frac{5}{16}$" HWH</p>  <p>Unique $\frac{5}{16}$" HWH on this #14 dia. T-3 - instead of the standard $\frac{3}{8}$" HWH. Sheet to steel framing from .036" to .250" total steel thickness. T-3. $\frac{5}{16}$" HWH. Dyna-Coat® 1,000 hour salt spray premium coating. Stocked only in 1$\frac{1}{4}$".</p>	<p>3) 14-14x1$\frac{1}{4}$" U-SEAL T-3 $\frac{5}{16}$" HEX</p>  <p>Unique $\frac{5}{16}$" hex head on this #14 dia. T-3 - instead of the standard $\frac{3}{8}$" hex. Sheet to steel framing from .036" to .250" total steel thickness. T-3 $\frac{5}{16}$" hex. U-Seal. Dyna-Coat® 1,000 hour salt spray premium coating. Stocked only in 1$\frac{1}{4}$".</p>	<p>4) 14-14x1" T-3 410 S/S</p>  <p>410 STAINLESS STEEL. (See pg. 80). Sheet to steel framing from .036" to .250" total steel thickness. T-3. $\frac{3}{8}$" HWH. Dyna-Coat® 1,000 hour salt spray premium coating. Select with or without an assembled $\frac{3}{8}$" O.D. stainless sealing washer. Choose 1", 1$\frac{1}{2}$", 2", 3", 4", 6" or 8".</p>
<p>5) 12-14x1$\frac{1}{4}$" TORX T-3</p>  <p>Sheet to steel framing from .036" to .210" total steel thickness. T-3. #30 torx low profile truss head. $\frac{7}{16}$" O.D. washer. Dyna-Coat® 1,000 hour salt spray premium coating. Choose 1", 1$\frac{1}{4}$", 1$\frac{1}{2}$", 2" or 3$\frac{1}{2}$".</p>	<p>6) 14-14x$\frac{3}{4}$" TORX T-1</p>  <p>Sheet to sheet stitching. Total steel thickness .024" to .095". T-1. #30 Torx low profile truss head. $\frac{7}{16}$" O.D. washer. Dyna-Coat® 1,000 hour salt spray premium coating. Stocked only in $\frac{3}{4}$".</p>	<p>7) 12-14x1$\frac{1}{4}$" T-3 TAMPERPROOF</p>  <p>Tamperproof torx #30 truss head. Sheet to steel framing from .036" to .210" total steel thickness. T-3. Order with or without assembled $\frac{7}{16}$" O.D. washer. Dyna-Coat® 1,000 hour salt spray premium coating. Choose 1$\frac{1}{4}$" or 2". (TP)</p>	<p>8) 14-14x$\frac{7}{8}$" T-1 TAMPERPROOF</p>  <p>Tamperproof torx #30 truss head. Sheet to sheet stitching. Total steel thickness of .024" to .095". T-1. Order with or without assembled $\frac{7}{16}$" O.D. washer. Dyna-Coat® 1,000 hour salt spray premium coating. Stocked only in $\frac{7}{8}$". (TP)</p>
<p>9) 12-24x1" T-4 w/w</p>  <p>Steel to structural steel from .125" to .375" total steel thickness. T-4. $\frac{5}{16}$" HWH. $\frac{5}{16}$" O.D. washer. Dyna-Coat® 1,000 hour salt spray premium coating. Choose 1" or 1$\frac{1}{2}$".</p>	<p>10) 12-24x1$\frac{1}{4}$" T-5 w/w</p>  <p>Steel to structural steel from .250" to .500" total steel thickness. T-5. $\frac{5}{16}$" HWH. $\frac{5}{16}$" O.D. washer. Dyna-Coat® 1,000 hour salt spray premium coating. Choose 1$\frac{1}{4}$", 1$\frac{1}{2}$", 2" or 3".</p>	<p>11) 14-14x1$\frac{1}{2}$" T-4 w/w</p>  <p>Steel to structural steel from .036" to .375" total steel thickness. $\frac{3}{8}$" HWH. $\frac{5}{8}$" O.D. washer. Clear elite-zinc plating. Stocked in 1$\frac{1}{2}$", 7" and 10".</p>	<p>12) 14-20x1$\frac{1}{2}$" Fenderhead® w/w</p>  <p>Steel to structural steel from .250" to .625" total steel thickness (see pg. 82). T-5. $\frac{3}{8}$" HWH. $\frac{5}{8}$" O.D. washer. Dyna-Coat® 1,000 hour salt spray premium coating. Choose 1$\frac{1}{2}$", 2$\frac{1}{4}$", 3", 4", 5", 6" or 8".</p>
<p>13) 12-24x1$\frac{1}{2}$" T-5 w/w Torx</p>  <p>Sheet to structural steel from .250" to .500" total steel thickness. T-5. #30 torx low profile truss head. $\frac{1}{2}$" O.D. washer. Dyna-Coat® 1,000 hour salt spray premium coating. Stocked only in 1$\frac{1}{2}$".</p>	<p>14) 12-24x1$\frac{1}{2}$" T-5 S/S CAP</p>  <p>STAINLESS CAP. (See pg. 80). Steel to structural steel from .250" to .500" total steel thickness. T-5. $\frac{5}{16}$" hex. Choose 1$\frac{1}{2}$", 2" or 3".</p>	<p>15) 12-24x1$\frac{1}{4}$" T-5 410 S/S</p>  <p>410 STAINLESS STEEL. (See pg. 80). Steel to structural steel from .250" to .500" total steel thickness. T-5. $\frac{5}{16}$" HWH. Select with or without an assembled $\frac{5}{16}$" O.D. stainless sealing washer. Dyna-Coat® 1,000 hour salt spray premium coating. Choose 1$\frac{1}{4}$" or 2".</p>	<p>16) 12-24x1$\frac{1}{4}$" T-5 ZINC HEAD</p>  <p>ZAMAK-5 ZINC CAST HEAD. (See pg. 80). Steel to structural steel from .250" to .500" total steel thickness. T-5. $\frac{5}{16}$" hex. Stocked only in 1$\frac{1}{4}$".</p>




D•F CLIP SCREWS

<p>8-15x$\frac{3}{4}$" STAINLESS</p> <p>1)</p>  <p>Standing seam clips or architectural clips to wood. Type 17 point. #2 phillips. 300 series stainless steel. Choose $\frac{1}{2}$", $\frac{3}{4}$", 1$\frac{1}{4}$" or 10x2". (CSB)</p>	<p>10-12x1" ZINC PHIL T-17</p> <p>2)</p>  <p>Standing seam clips or architectural clips to wood. Type 17 point. #2 phillips. Zinc plated. Choose 1" or 1$\frac{1}{2}$". (CSA)</p>	<p>10-12x1" DYNA-COAT PHIL T-17</p> <p>3)</p>  <p>Standing seam clips or architectural clips to wood. Type 17 point. #2 phillips. Dyna-Coat® 1,000 hour salt spray premium coating. Choose 1" or 1$\frac{1}{2}$". (CSA)</p>	<p>10-12x1" DYNA-COAT TORX T-17</p> <p>4)</p>  <p>Standing seam clips or architectural clips to wood. Type 17 point. #25 torx. Dyna-Coat® 1,000 hour salt spray premium coating. Stocked only in 1". (CSA)</p>
<p>10-12x1" STAINLESS</p> <p>5)</p>  <p>Standing seam clips or architectural clips to wood. Type 17 point. #25 torx. 300 series stainless steel. Choose 1", 1$\frac{1}{2}$" or 2". (CSB)</p>	<p>12-11x1$\frac{1}{4}$" ZINC PHIL T-17</p> <p>6)</p>  <p>Standing seam clips or architectural clips to wood. Type 17 point. #2 phillips. Zinc plated. Stocked only in 1$\frac{1}{4}$". (CSA)</p>	<p>12-11x1$\frac{1}{4}$" DYNA-COAT PHIL T-17</p> <p>7)</p>  <p>Standing seam clips or architectural clips to wood. Type 17 point. #2 phillips. Dyna-Coat® 1,000 hour salt spray premium coating. Choose 1$\frac{1}{4}$", 2", 3", 4$\frac{1}{2}$" or 6". (CSA)</p>	<p>12-11x1$\frac{1}{4}$" DYNA-COAT TORX T-17</p> <p>8)</p>  <p>Standing seam clips or architectural clips to wood. Type 17 point. #25 torx. Dyna-Coat® 1,000 hour salt spray premium coating. Stocked only in 1$\frac{1}{4}$". (CSA)</p>
<p>12-11x1$\frac{1}{4}$" STAINLESS</p> <p>9)</p>  <p>Standing seam clips or architectural clips to wood. Type 17 point. #25 torx. 300 series stainless steel. Choose $\frac{3}{4}$", 1$\frac{1}{4}$", 2" or 3". (CSB)</p>	<p>12-11x1$\frac{1}{4}$" S/S TRUSS HEAD</p> <p>10)</p>  <p>Panel or flashing to wood or metal where a non-rusting, aesthetic look is required. Excellent for FRP. Type-17 point. #25 torx. 300 series stainless steel. Choose 1$\frac{1}{4}$" or 2". (AS12)</p>	<p>14-10x1$\frac{1}{4}$" DYNA-COAT PHIL T-17</p> <p>11)</p>  <p>Standing seam clips or architectural clips to wood. Type 17 point. #3 phillips. Dyna-Coat® 1,000 hour salt spray premium coating. Stocked only in 1$\frac{1}{4}$". (CSA)</p>	<p>10-16x1" ZINC PHIL T-2</p> <p>12)</p>  <p>Standing seam clips or architectural clips to steel. Total steel thickness .035" to .175". T-2. #2 phillips. 12x$\frac{3}{4}$" also stocked. Zinc plated. Stocked only in 1". (CSD)</p>
<p>10-16x1" DYNA-COAT PHIL T-2</p> <p>13)</p>  <p>Standing seam clips or architectural clips to steel. Total steel thickness .035" to .175". T-2. #2 phillips. (Torx #25 also stocked, 1" only). Dyna-Coat® 1,000 hour salt spray premium coating. Choose $\frac{5}{8}$" or 1".</p>	<p>12-14x1$\frac{1}{4}$" DYNA-COAT PHIL T-3</p> <p>14)</p>  <p>Standing seam clips or architectural clips to steel. Total steel thickness .036" to .210". T-3. #2 phillips. (Zinc plated also stocked, 1$\frac{1}{4}$" only). Dyna-Coat® 1,000 hour salt spray premium coating. Choose 1", 1$\frac{1}{4}$", 2", 3", 4$\frac{1}{2}$" or 6". (CSD)</p>	<p>12-14x1$\frac{1}{4}$" STAINLESS</p> <p>15)</p>  <p>Standing seam clips or architectural clips to steel. Total steel thickness .036" to .210". T-3. #25 torx. 410 series stainless steel. Choose $\frac{3}{4}$", 1$\frac{1}{4}$", 2" or 3". (CSE)</p>	<p>14-14x1$\frac{1}{4}$" DYNA-COAT PHIL T-3</p> <p>16)</p>  <p>Standing seam clips or architectural clips to steel. Total steel thickness .036" to .250". T-3. #3 phillips. Dyna-Coat® 1,000 hour salt spray premium coating. Stocked only in 1$\frac{1}{4}$".</p>

D•F WOOD TO METAL, CONCRETE & MORE

<p>1) 10-16x1" DYNA-COAT TORX T-2</p>  <p>Standing seam or architectural clips to steel. Total steel thickness .035" to .175". T-2. #25 torx. Dyna-Coat® 1,000 hour salt spray premium coating. Stocked only in 1". (CSD)</p>	<p>2) 12-14x1" DYNA-COAT POSI-DRIVE</p>  <p>Standing seam clips or architectural clips to steel. Total steel thickness .036" to .210". T-3. #2 posi-drive Dyna-Coat® 1,000 hour salt spray premium coating. Stocked only in 1". (CSD)</p>	<p>3) 12-14x1¼" DYNA-COAT TORX T-3</p>  <p>Standing seam or architectural clips to steel. Total steel thickness .036" to .210". T-3. #25 torx. Dyna-Coat® 1,000 hour salt spray premium coating. Stocked only in 1¼". (CSD)</p>	<p>4) 12-14x1" MODIFIED PFH T-3</p>  <p>¼" to ½" wood to .036" to .210" thick steel. T-3. Modified PFH, #3 phillips. Zinc plated. Stocked only in 1". (HT)</p>
<p>5) 12-14x1¼" PFH T-3</p>  <p>Wood to .036" to .210" thick steel. T-3. #3 PFH. Zinc plated. Choose 1¼" or 2". (HT)</p>	<p>6) 10-16x1⅜" T-3</p>  <p>¼" to ¾" wood to .036" to .175" thick steel. Eight nibs under head. T-3. #2 PFH. Dyna-Coat® 1,000 hour salt spray premium coating. Stocked only in 1⅜". (HT)</p>	<p>7) 10-24x1⅞" T-3</p>  <p>¼" to ¾" wood to .060" to .175" thick steel. T-3. #2 PFH extra wide head. Never use winged screws in steel that is lighter than 16 gauge. Dyna-Coat® 1,000 hour salt spray premium coating. Stocked only in 1⅞". (HT)</p>	<p>8) 12-24x2¼" T-4.5</p>  <p>Wood to .125" to .375" thick steel. 3" screw for ⅝" to 1¼" wood or 2¼" screw for ½" to 1" wood. T-4. #3 PFH. Never use winged screws in steel that is lighter than 16 gauge. Dyna-Coat® 1,000 hour salt spray premium coating. Choose 12-24x2¼", 12-24x3" or 14-20x3". (HT)</p>
<p>9) 12-24x3" BI-METAL T-4.5</p>  <p>BI-METAL. (SEE PG 81) Use this screw when wood is green treated lumber, ACQ or whenever wood is corrosive. Screw attaches wood to .060" to .375" thick steel. T-4.5. #3 PFH. 300 series head and body fused to carbon steel body and drill tip. Dyna-Coat® 1,000 hour salt spray premium coating. Stocked only in 3". (SS BM HT)</p>	<p>10) ¼x1¼" CONCRETE SCREW</p>  <p>Attaches item to concrete. Embedded depth in ordinary concrete is 1" min. to 1¾" max depth. Choose head style of HWH or PFH. Choose ⅝" or ¾" diameter. Anchor length in; ⅝" dia. is 1¼" to 4" or ¼" dia is 1¼" to 6". (TC)</p>	<p>11) ¼x1⅜" S/S CAP FOR CONCRETE</p>  <p>DYNA-CON™ concrete screws attaches item to concrete, block or brick. Unique 300-series stainless HWH cap that will never red rust. Embedded depth in ordinary concrete is 1" min. to 1¾" max depth. ⅝" hex. ¼" dia. Stocked only in 1⅜". (TC)</p>	<p>12) ¼x1⅜" ZINC HEAD FOR CONCRETE</p>  <p>DYNA-CON™ concrete screws attaches item to concrete, block or brick. Unique Zamak-5 zinc cast head will never red rust. Embedded depth in ordinary concrete is 1" min. to 1¾" max depth. ⅝" hex. Stocked only in 1⅜". (TC)</p>
<p>13) ¼-20x1¼" STAINLESS</p>  <p>Stainless hex cap screw. ⅜" hex head. F593A. Manufactured domestically. Machined from annealed material & then re-annealed. Close-out price limited to stock on hand. Nut and washer cost extra. (MB)</p> <p>CLOSE-OUT PRICE \$99/m</p> <p>BELOW COST BLOWOUT</p>	<p>14) ⅜"x.250 OLYMPIC RIVET</p>  <p>Olympic bulb-tite rivets provide high strength, high clamping force and multi-grip capabilities. Can be installed in fiberglass without crazing and plastics without cracking. They cannot be overdriven and cannot strip out. Aluminum rivet and aluminum mandrel with EPDM washer for positive water tight resistance. Choose ⅜", ¼" or ½" dia. (see pg. 84). (OR)</p>	<p>15) GROMMET FOR FIBERGLASS</p>  <p>Attaches fiberglass to steel. Typical use to attach fiberglass skylights to metal roof panel. Pre-drill ¼" hole. Black neoprene grommet with concealed brass nut. 6-32x1¼" stainless machine bolt. Stocked only ¼x1". (SS)</p>	<p>16) FAC-10-4 FABLOK</p>  <p>Use to attach metal panels to structural steel where heavy internal movement occurs from operating machinery or excessive external movement occurs from high winds, jet engines,... (see pg 86). 6 varieties stocked. (FL)</p>

D•F LIGHT GAUGE METAL TO WOOD

<p>9-14x1½" POLE BARN</p> <p>1)</p>  <p>Up to 18 gauge sheet metal to wood. Fast (1½ seconds) drill time. ¼" HWH. 1/2" O.D. washer. Dyna-Coat® 1,000 hour salt spray premium coating. Choose 1", 1½", 2", 2½" or 3". Also stock 12x¾". (MW)</p>	<p>10-16x1½" POLE BARN</p> <p>2)</p>  <p>Up to 18 gauge sheet metal to wood. Features that make this the best pole barn screw available are: hi-lo thread for better pull-out values, type-17 point for quicker/easier drilling, oversized (#10 dia) screw body for better shear values and Dyna-Coat® 1,000 hour salt spray premium coating for corrosion resistance. ¼" HWH. ½" O.D. washer. 1", 1½", 2", 2½" or 3". (MW)</p>	<p>10-16x1½" T-17 HI-LO</p> <p>3)</p>  <p>Exceptional screw for metal shingle installation. Type-17 point. Hi-Lo thread. ¼" HWH. Dyna-Coat® 1,000 hour salt spray premium coating. Choose 1", 1½", 2" or 2½". (MW)</p>	<p>12-16x1½" T-17 HI-LO</p> <p>4)</p>  <p>Up to 18 gauge sheet metal to wood. Use to plug a previous #9 or #10 pole barn screw or anytime a slightly larger fastener is desired. Type-17. Hi-Lo thread. ⅝" HWH. ⅝" O.D. sealing washer. Dyna-Coat® 1,000 hour salt spray premium coating. Stocked only in 1½". (MW)</p>
<p>10-16x1½" TRUSS HEAD</p> <p>5)</p>  <p>Low profile Truss head. Up to 18 gauge sheet metal to wood. #25 torx. Hi-Lo thread. T-17. Dyna-Coat® 1,000 hour salt spray premium coating. Choose 1", 1½", 2" or 3".</p>	<p>9-14x1½" STAINLESS</p> <p>6)</p>  <p>Up to .050" aluminum or 26 gauge sheet metal to wood. Type 17 point. ¼" HWH. ½" O.D. stainless washer. 100 hour salt spray. Choose 1", 1½", 2", 2½" or 3". (MW)</p>	<p>10-15x1½" T-17 S/S CAP</p> <p>7)</p>  <p>STAINLESS CAP. Up to 18 gauge metal to wood. Hi-Lo threads. Type-17 point. ¼" hex head. Choose 1", 1½", 2" or 3".</p>	<p>10-16x1½" ZINC HEAD</p> <p>8)</p>  <p>ZAMAK-5 ZINC CAST HEAD. Up to 18 gauge sheet metal to wood. Hi-Lo thread. Type-17 point. Choose ¼" or ⅝" hex head. Also stock 9x1½". Currently, only available in 1½". (ZH)</p>
<p>12-11x¾" STITCH OR PLUG</p> <p>9)</p>  <p>Use to stitch metal or plug the hole of a removed #9 or #10 dia. pole barn screw. ¼" HWH. ½" O.D. washer. Dyna-Coat® 1,000 hour salt spray premium coating. Stocked only ¾". (MW)</p>	<p>12-11x¾" S/S CAP</p> <p>10)</p>  <p>STAINLESS CAP. Use to stitch metal or plug the hole of a removed #9 or #10 dia. pole barn screw. ¼" hex. Stocked only ¾". (MWS)</p>	<p>12-11x1" TORX</p> <p>11)</p>  <p>Trim fastener. Fasten sheet to wood or sheet to thin steel up to .036" thick without pre-drilling. Torx 27 low profile button head. Elite-zinc plating. Stocked only in 1". (AC)</p>	<p>14-10x1" ⅝" HWH</p> <p>12)</p>  <p>Sheet metal to wood or sheet to sheet, up to .048" thick steel. Type 17 point. ⅝" HWH. ⅝" O.D. washer. Zinc plated. Choose 1", 1½" or 2". (MW)</p>
<p>14-10x1" ⅜" HWH</p> <p>13)</p>  <p>Sheet metal to wood or sheet to sheet, up to .048" thick steel. Type A. Type-17 point. ⅜" HWH. Stocked with and without ⅝" O.D. washer. Dyna-Coat® 1,000 hour salt spray premium coating. Choose ¾", 1", 1½", 2", 2½", 3", 4", 6", 8" or 10" (AC)</p>	<p>14-10x1" TYPE A STAINLESS</p> <p>14)</p>  <p>300 SERIES STAINLESS. Sheet metal to wood or sheet to sheet, up to .048" thick steel. Pre-drilling is normally required. Type A. ONLY 1" has Type-17 point. ⅜" hex. ⅝" O.D. S/S washer. Choose ¾", 1", 1½", 2", 3", 4", 5", 6", 7" or 8".</p>	<p>14-10x1½" T-17 ZINC HEAD</p> <p>15)</p>  <p>ZAMAK-5 ZINC CAST HEAD. Up to 18 gauge sheet metal to wood or sheet to sheet, up to .048" thick steel. Type-17. ⅝" hex. Stocked only in 1½". (ZH)</p>	<p>14-14x1" TYPE B</p> <p>16)</p>  <p>Sheet metal to 14 gauge or heavier steel. Type B. Pre-drilling is required. Product is frequently more readily available as a Type-AB (box to right). Zinc plated. Choose ¾", 1", 1½", 2", 2¾", 3¾", 5", 6" or 8".</p>

D•F SELF-TAPPING SCREWS & MORE

<p>1) 14-14x1½" TYPE AB</p>  <p>Sheet metal to 14 gauge or heavier steel. Type AB. ⅜" hex. Pre-drilling is required. Available with or without ⅝" O.D. sealing washer. 2¼" and 3¾" are type B. Dyna-Coat® 1,000 hour salt spray premium coating. Choose ¾", 1", 1½", 2", 2½", 3¾", 6", 8" or 10".</p>	<p>2) 14-14x1½" TYPE B STAINLESS</p>  <p>300 SERIES STAINLESS. Sheet metal to 14 gauge or heavier steel. Pre-drilling is required. Selectively stocked in Type B or AB. ⅜" hex. ⅝" O.D. S/S washer. Also stock #17 S/S AB. Choose ¾", 1", 1½", 2", 2½", 3", 4", 5", or 6".</p>	<p>3) 14-14x1" AB ZINC HEAD</p>  <p>ZAMAK-5 ZINC CAST HEAD. Sheet metal to 14 gauge or heavier steel. Type AB. Pre-drilling is required. ⅝" hex head. Only stocked in 1". (ZH)</p>	<p>4) 17-14x¾" TYPE AB</p>  <p>Used to plug a hole that was previously occupied by a #14 diameter screw. Type AB. ⅜" hex. Choose with or without ⅝" O.D. washer. Can assemble ¾", 1" or 1½" O.D. washer. Dyna-Coat® 1,000 hour salt spray premium coating. Choose ¾", 1" or 1½". (BC)</p>
<p>5) 17-14x1" AB ZINC HEAD</p>  <p>ZAMAK-5 ZINC CAST HEAD. Used to plug a hole that was previously occupied by a #14 diameter screw. Type AB. ⅝" hex. 150 hour coating. Stocked only in 1". (ZH)</p>	<p>6) 17-14x1" AB S/S CAP</p>  <p>STAINLESS CAP. Used to plug a hole that was previously occupied by a #14 screw. Type AB. ⅝" hex. Stocked only in 1".</p>	<p>7) 2¾x1 SCRUBOLT</p>  <p>Steel to steel. Requires a pre-punched or pre-drilled hole. (See pg. 87 for hole dia to drill). Choose ⅜" HWH or #45 torx pan head. Choose 1½" or 2¾" diameter. Stocked from ⅞" to 6" long. (See pg. 87 for more info). (SC)</p>	<p>8) ⅝"-12x1" T-3 w/w</p>  <p>Largest diameter self-driller available in the market. Attach steel to steel from .036" to .3125" total steel thickness. T-3. ⅜" HWH. Elite-zinc plated. Choose 1" or 1½".</p>
<p>9) ¼-20x1" T-3</p>  <p>(See pg. 92). Hang ¼-20 or ⅝-16 all thread from .060" to .250" thick steel. Must use backside retainer nut for .075" and thinner steel. Zinc plated. Specify vertical mount or horizontal mount. Choose ¼" or ⅝" diameter. (HM)</p>	<p>10) 8-15x½" HVAC SCREW</p>  <p>Sheet to duct work up to .036" max thickness without pre-drilling. ¼" hex head. Selectively stocked hex slotted &/or hex unslotted. Zinc plated. Choose ½", ¾", 1", 1½" or 2". (ZI)</p>	<p>11) 8-15x½" HVAC 410 S/S</p>  <p>Use when 410 stainless steel is required or beneficial. Sheet to duct work up to .036" max thickness without pre-drilling. ¼" HWH – not slotted. Dyna-Coat® 1,000 hour salt spray premium coating. Stocked only in ½". (ZI)</p>	<p>12) 10-12x¾" HVAC SCREW</p>  <p>Sheet to duct work up to .036" max thickness without pre-drilling. Selectively stocked with ¼" hex &/or ⅝" hex. Selectively stocked hex slotted &/or hex unslotted. Zinc plated. Choose ¾", 1", 1½" or 2". (ZI)</p>
<p>13) 12x4" T-1 DI</p>  <p>TYPE DI screws designed for structural insulated panels self drills into wood or up to .048" metal. Large pancake head. #30 torx drive. 200 hour salt spray coating. Choose 3", 4", 4½", 5", 6", 7", 8", 9", 10", 11" or 12". (CSDH)</p>	<p>14) 14x2" T-1 S/S</p>  <p>Modified 410 STAINLESS STEEL attaches to wood or up to .048" metal. #3 phillips low profile Truss head. Choose 1½", 2", 3", 4", 5", 6" or 7". (RS)</p>	<p>15) 12-13x1½" HEX ROOFSCREW</p>  <p>Selfdrills into steel (16 ga. to 24 ga) and wood. T-2. ¼" HWH. 200 hour salt spray coating. Choose 1⅝", 2¼", 2⅞", 3¼", 3¾", 4½", 5", 6", 7" or 8". (RH)</p>	<p>16) 12-13x1½" PHILLIPS ROOFSCREW</p>  <p>Selfdrills into steel (16 ga. to 24 ga.) and wood. T-2. #3 phillips flat truss head. 200 hour salt spray coating. Choose 1⅝", 2¼", 2⅞", 3¼", 3¾", 4½", 5", 6", 7" or 8". (RS)</p>

PULL-OUT TESTER, SEALTESTER, BOLTS & BRACING



PULL-OUT TESTER

Make sure you meet architectural requirements with this easy-to-use pull-out tester. Ideal for use on new or retro-fit applications when fastening into metal, wood, concrete or most any substrate.

Accurate—each tester has accuracy within a variance and has been checked on a master tester. Flexibility—designed to work with many types of fasteners. Super Lightweight—weighs only 7 pounds compared to many similar units weighing up to 7 times that weight. Carrying case included. Pulls up to 2,000 lbs.

RS2000 Pull-out Tester...**\$850/ea.**



SEALTESTER

Designed specifically for the metal building industry to check fastener seals on both old and new installations.

The SealTester is designed to detect leaks around fasteners by testing from the top side of the roof. Easy to use — just place the unit over the fastener, pull the top handle & read the vacuum gauge — If the gauge's needle holds steady then you have a good seal. Simple!

SD SealTester...**\$398/ea.**

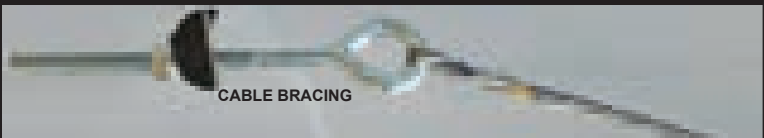


BOLTS

Flat head (grade 2), finished hex (A-307) and heavy hex structural (A-325) bolts are stocked from 1/2-13 to 1 1/4-7 diameter and in lengths from 3/4" to 8". Available finishes include plain, zinc and hot dipped galvanized. Currently, these bolts mainly ship from our Houston warehouse. (BZ)

1/2-13x1" A307 finished hex head bolt with "Grade A" nut all plated zinc and clear dichromate **\$20.75/c**

3/4-10x2" A325 heavy hex structural bolt with A194 2H heavy hex nut all plated zinc and yellow dichromate **\$208.00/c**



CABLE BRACING



SAG STRAP

CABLE BRACING

Cable bracing is attached to the structural steel in an "X" pattern in the walls and roof. The purpose is to decrease the building's lateral/horizontal movement to enhance the building's wind resistance to failure.

Cable brace kits are stocked in: 1/4", 3/8", 1/2" and 5/8" dia. The following hardware is included: two zinc eyebolts, two zinc nuts, two zinc flat washers, two plain hillside washers, two deadend grips.

Cable brace kits are sold unassembled and do not include the wire cable. Kits can be ordered pre-assembled with an additional charge. Wire for cable bracing is cut to length per order and consequently is not eligible for material return for credit. (WC)

SAG STRAP

Sag strap is screwed to the purlins and girts to help keep them from rolling or sagging. Sag strap can also be used to increase the windloads and snow loads of a building by tying the purlins and girts together. 26 gauge metal. 250'/roll.

Please call for width, color and pricing as stock may change which affects those three variables. (WC)

ENGR. DATA FOR D-F BRAND 1022 CARBON STEEL SCREWS

ULTIMATE AVERAGE PULLOUT VALUES IN METAL (POUNDS)

FASTENER		STEEL GAUGE											
SIZE	POINT	26	24	22	20	18	16	14	12	3/16"	1/4"	3/8"	1/2"
#6	T2	120	183	248	296	471	679	847					
#8	T2	119	193	265	298	491	703	959					
#10	T17	166	262	365	480	585							
	T1	148	241	311	357	565	826	1111	1796				
	T2	131	214	272	368	547	784	1033					
	T3	124	208	266	299	499	708	965	1474				
#12	T17	181	290	420	495	670							
	T1	159	261	338	390	649	908	1259	1947				
	T2	156	243	283	375	605	848	1181	1856	3520			
	T3	142	211	287	341	551	757	1063	1631	2998			
	T4					495	697	986	1532	3485	4013		
#14	T1	208	329	428	562	800	1151						
	T3	141	231	293	346	613	880	1145	1858	4550			
Fenderheads T5											5322	5812	6257
#17	.193" Predrilled Hole	226	261	351	442	553	751	1122	1716	3523	4249		

ULTIMATE AVERAGE PULLOUT VALUES IN WOOD (POUNDS)

OUR CODE	FASTENER	PLYWOOD		2x4 PINE		
		1/2"	3/4"	1"	1 1/4"	1 1/2"
CS AS	8-15 T-17	228	258	398		
MW	9-14	271	578	680	750	880
MW	10-16 Hi-Lo	398	722	845	907	1124
CS AC	10-12 T-17	300	617	682	962	
CS AS	10-12 T-17	307	592	677	949	
CS AC	12-11 T-17	275	576	705	894	1187
CS AS	12-11 T-17	282	593	672	862	1169
AC	14-10 T-17	278	631	810	1103	1287

NOTE: Pullout values in wood will vary drastically more than pullout values in steel because of the vast inconsistencies of wood. These pullout values should be used as only a guideline. A job site pull test is required if you need to know the exact pullout values for your specific project. Users must determine and apply appropriate safety factors.

FASTENER VALUES

FASTENER	TENSILE (LBS. MIN.)	SHEAR (AVG. LBS. ULT.)	TORQUE (MIN. IN-LBS.)
6-20	1284	750	25
8-18	1544	1000	42
10-16	1936	1400	61
12-14	2778	2000	92
12-24 T4	3020	2100	100
12-24 T5	3188	2200	150
14-14	4060	2600	150
14-20 T5 Fenderheads	4225	3822	150
17-14	5300	3200	180

ULTIMATE SHEAR VALUES (POUNDS)

FASTENER		STEEL GAUGE									
DIA.	POINT	26-26	24-24	22-22	20-20	18-18	16-16	14-14	12-12	3/8"	1/2"
6	T2	278	466	526	758	845					
8	T2	294	496	560	740	1060					
10	T1	398	584	659	884	1373					
	T2	312	478	589	830	1206					
	T3				728	1263	1540	1552			
12	T1	432	703	753	1018	1452					
	T2	365	600	623	898	1370	1756	2136	2202		
	T3				769	1358	1620	1970	1986		
	T4								2048	2030	
14	T1	511	849	885	1244	1764					
	T3				930	1442	2100	2584	2650		

The ultimate shear AND pullout values must be reduced by at least a 4 to 1 safety factor to determine the safe actual allowable working load.

NOMINAL SCREW SIZES

Thread Diameter	Decimal Equivalent
#6	.140
#7	.150
#8	.160
#9	.180
#10	.190
#11	.200
#12	.210
#13	.230
1/4	.240
#14	.250
#17	.285
#18	.304

SHEET STEEL GAUGES

Common Sheet Steel Gauges	Decimal Equivalent	
LIGHT	29	.014
	26	.018
	24	.024
	22	.030
	20	.036
MEDIUM	18	.048
	16	.060
	14	.075
	12	.105
10	.134	

ROOFING FASTENERS TRUFast

SINGLE-PLY ROOFSCREWS



#12 PHILLIPS

#12 HEX

#14 PHILLIPS

#15 PHILLIPS

The standard roof screw is #12 diameter with a #3 Phillips or 1/4" hex head. Available from 1 1/2" to 8". Excellent fastener for 16 to 24 gauge steel deck, wood, plywood and OSB board. They have a long life coating that is typically black. Both feature a unique backout resistant thread design. Typical back-out in 18-24 ga. steel deck is 10 – 14 in. lbs.


Heavy duty #14 diameter roof screws have a #3 Phillips head. Available from 1 1/2" to 12". Use in metal (18 ga. to 24 ga.), wood, plywood or concrete. For concrete a pre-drill of 3/16" diameter is required. Minimum embedment in concrete is 1". They have a long life coating that is typically black.

Extra heavy duty #15 diameter roof screws have a #3 Phillips head. Available from 1 1/4" to 24". Use in metal (18 ga. to 22 ga.), wood, plywood or concrete. For concrete a pre-drill of 7/32" diameter is required. Minimum embedments in concrete is 1". They have a long life coating that is typically black.

- FM and Metro-Dade County approved
- Coating meets or exceeds FM4470 corrosion standards
- Can be used with either steel or plastic stress plates

#12 PHILLIP OR HEX PULLOUT VALUES			#14 PHILLIP PULLOUT VALUES			#15 PHILLIP PULLOUT VALUES		
IN METAL	IN PLYWOOD	IN OSB	IN METAL	IN WOOD	IN CONCRETE	IN METAL	IN WOOD	IN CONCRETE
18 ga./558 lbs.	1 1/2"/354 lbs.	7/16"/194 lbs.	18 ga./830 lbs.	1/2" Plywood/442 lbs.	3000psi, 1"-	18 ga./916 lbs.	1 1/2" Plywood/485 lbs.	3600psi, 1"-
20 ga./456 lbs.	1 3/4"/362 lbs.	1/2"/352 lbs.	20 ga./656 lbs.	3/4" Plywood/495 lbs.	embedment 740 lbs.	20 ga./646 lbs.	1" Wood (thru	embedment
22 ga./452 lbs.	2 1/4"/667 lbs.	2 3/8"/430 lbs.	22 ga./472 lbs.	1" Wood/517 lbs.			penetration)	
24 ga./335 lbs.			24 ga./347 lbs.			22 ga./538 lbs.	995 lbs.	1002 lbs.

Note: Test results were obtained under laboratory controlled conditions. Appropriate safety factors of at least 4 to 1 should be applied to these ultimate values.




TP

DI

HD

STRUCTURAL INSULATED PANEL FASTENER

These screws for structural insulated panels have a large pancake head with a #30 torx drive. The DI style screw can self-drill metal up to 18 gauge. It is designed for corrugated steel deck and wood applications. DI style screws available from 3" to 18".



PURLIN FASTENER

These #14 diameter long fasteners have a 3/8" HWH for most efficient installation of the screws. Install thru insulated panels or for retro-fit roofing. #14 diameter 14 TPI fastens to .036" to .375" total steel thickness at connection. **Dyna-Coat**® 1,000 hour salt spray premium coating. Choose 7" or 10" length.



PURLIN FASTENERS

These #12 fasteners are designed to attach single-ply membrane systems to structural steel purlins up to 3/16" thick. They feature a low profile #3 square drive pancake head and coating that meets or exceeds FM4470. Allow a minimum 3/4" penetration through the purlin. For best drilling results install no faster than with an 1800 rpm screwgun.

O/A Length	Usable Length	Thread Length	Pull-out Values in Steel
1 3/8"	3/4"	3/4"	3/8" thick - 2000 lbs.**
2 3/4"	2"	2"	12 Ga. - 1200 lbs.
3 3/4"	3"	2 5/8"	16 Ga. - 500 lbs.
4 3/4"	4"	2 5/8"	18 Ga. - 375 lbs.
5 3/4"	5"	2 5/8"	
6 3/4"	6"	2 5/8"	
7 3/4"	7"	2 5/8"	

** Tester's maximum reading is 2000 lbs.



WANT TO SLASH YOUR HIGH COST OF LABOR?

Ultra-premium D.F brand self-drilling screws typically drill in half the time as compared to all of the other brand screws that they were tested against. That translates to a 50% cost reduction in your labor costs with respect to the time that you budget for drilling screws.

Just like the finest quality, most expensive drill bits on the market – D.F brand screws work best when one allows the precision made screws to perform the work and the drilling. The operator should apply only about 35 lbs. of pressure.

Many of our competitors' screws ONLY work if the operator "sits-on" the screw during the drilling process, frequently exerting over 100 lbs. of force. (And just like the finest drill bits, D.F screws do not perform under these barbaric conditions). This labor intensive drilling process results in:

- A) excessive operator fatigue;
- B) higher fastener failure due to point burn-out because of the excessive heat build-up;
- C) unsafe working conditions if the operator is leaning from the side of a ladder yet trying to generate the necessary forces to allow the inferior screws to drill;
- D) shortened tool life due to heavier work load;
- E) higher labor dollars due to slower drill times.

If you want to sit on something then go find a park bench. But if you want to realize all of the advantages detailed above then specify D.F brand screws on all of your projects.

Plus, most D.F brand self-drilling screws come standard with **Dyna-Coat®** a 1,000 hour salt spray premium coating. D.F screws have taller, stout hex heads which create better engagement with the socket facilitating a more efficient drilling operation.

Under totally unbiased laboratory conditions* drill times were tested for three different screw manufacturers. The three manufacturers were Dynamic Fastener, "Brand X" and "Brand Y". X and Y are two of the most well known screw manufacturers in the self drilling market. The test results were as follows:

PART	STEEL THICKNESS	LBS. OF FORCE	AVG. DRILL TIME		
			D.F	X	Y
12-14 x 3/4 T-3	.112"	34	4.7 sec.	11.5 sec.	Fail
12-24 x 1 1/4 T-5	.375"	34	20.3 sec.	Fail	39.7 sec.

Unbelievably, D.F screws were TWICE as fast as the second best screw manufacturer. Even worse, (for our competition) the 3rd place screw failed. It literally could not drill with just 34 lbs. of force.

In addition, to see how superior the drill point of the D.F screws is vs. the competition, the exact same D.F screw (12-24x1 1/4 T-5) was drilled three different times thru 3/8" thick steel under these same laboratory conditions. The first time the screw drilled in 18 seconds; the second time it drilled in 24 seconds and the third time it drilled in 38 seconds. Amazingly, the third time of 38 seconds was still 1.7 seconds faster than the 2nd best manufacturer's time on their first installation!

Not only will you "feel" how much quicker and easier D.F screws are to install, you will also "see" their superiority. During the above described test D.F screws always produced some 1/4" to 1/2" long waste curls of steel which is, once again, the same result that the finest quality drill bits provide. The two competitive brands NEVER produced such a waste curl. The waste matter that they produced were tiny metal shavings similar to a grinding application, further proving that D.F brand screws cut quickly thru steel but the famous name brand competition rely on brute friction.

The simple conclusion is that D.F brand self-drillers are the best screws that money can buy.


*The unbiased laboratory conditions were established as follows: A 2500 RPM scrugun was rigged in drill-press like fashion. A weighted fulcrum arm simulated 34 lbs. of pressure. A stop-watch and limit switch were part of the rig.

The stop watch starts as soon as the scrugun is turned on. The stop watch stops as soon as the fastener fully penetrates the steel which triggers the limit switch. The exact same steel is slid over and drilled by the next screw to be tested.

As you can tell, this test eliminates ANY human intervention.

EXTERIOR INSULATION SCREWS AND INTERIOR INSULATION SCREWS

- Insulation fasteners come in lengths of 1 1/8", 2 1/8", 3 1/8", & 4". They are a #12 diameter with a 5/16" A.T.F. hex head.
- Use the proper length fastener to fasten rigid insulation from 7/8" to 3" thick.
- Fastener length of X attach Y thicknesses of rigid insulation such as; 1 1/8" attaches 3/4" to 1", 2 1/8" attaches 1 1/8" to 1 1/2", 3 1/8" attaches 1 1/2" to 2 1/8", 4" attaches 2 1/8" to 3".
- For optimum fastening, these insulation screws have 12-14 (#12 diameter, 14 TPI) threads near the drill flute for proper attachment to red iron and have 14-10 (#14 diameter, 10 TPI) threads near the screw head for proper attachment to the light gauge sheet metal skin.
- When fastening 0-3" of blanket insulation, use a 12-14x1 1/4 H.W.H. T-3. When blanket insulation is 3-6" thick use a 12-14x1 1/2 T-3.
- The exterior insulation screw is available with a stainless capped head (Scots).



D•F WAFER HEAD SCREWS

Due to the vast array of uses for this incredibly popular fastener, we have substantially enhanced this product offering. These #2 phil wafer head screws are now available in lengths of: 1/2", 3/4", 1", 1 1/4", 1 1/2", 2", 2 1/2", 3" and 4" in both sharp point and T-2 point. Lengths up to 2" are #8 dia. Lengths 2 1/2" and longer are #10 dia. The 2 1/2" and longer sharp points have a T-17 point. Zinc plated.

D•F LONG LIFE SCREWS

D•F STAINLESS CAP HEADS



Unique design incorporates a 300 series stainless cap mechanically formed around a high strength carbon steel fastener.

POLE BARN SCREWS

#10 dia. Type-17 point 1/4" S/S hex Hi-Lo. Choose 1", 1 1/2", 2" or 3".

#12x3/4" stitch or plug 1/4" hex.

T-1 STITCH SCREWS

#14 dia. T-1 5/16" S/S hex. Choose 7/8" or 1 1/8".

T-3 METAL TO METAL SCREWS

#12 dia. T-3 5/16" S/S hex. Choose 1", 1 1/4", 1 1/2", 2", 3" or 4".

#14x1 1/4" T-3 5/16" S/S hex


T-5 SCREWS FOR STRUCTURAL STEEL

#12 dia. T-5 5/16" S/S hex. Choose 1 1/2", 2" or 3".

OVERSIZED TAPPING SCREWS

#17x1 Type-AB 5/16" S/S hex

D•F ZINC CAST HEAD



Zinc cast head of Zamak-5 zinc alloy long life fastener is offered in the following options:

POLE BARN SCREWS

#9x1 1/2" 5/16" Zinc-Hex

#10x1 1/2" 5/16" Zinc-Hex

#14x1 1/2" T-17 5/16" Zinc-Hex

T-1 STITCH SCREWS

#14x7/8" T-1 5/16" Zinc-Hex

T-3 METAL TO METAL SCREWS

#12 dia. T-3 5/16" Zinc-Hex. Choose 1", 1 1/4", 1 1/2", 2" or 3".

#14x1 1/4" T-3 5/16" Zinc-Hex

T-5 SCREWS FOR STRUCTURAL STEEL

#12-24x1 1/4" T-5 5/16" Zinc-Hex

SELF-TAPPING SCREWS

#14x1 Type-AB 5/16" Zinc-Hex

#17x1 Type-AB 5/16" Zinc-Hex

D•F 410 STAINLESS STEEL

The following 410 stainless steel screws are stocked and come standard with **Dyna-Coat**® 1,000 hour salt spray premium coating.

#8 DIA. T-2

#8-18x1/2" 1/4" HWH T-2

#8-18x3/4" #2 phillip flat head T-2

#8 dia #2 phil wafer head T-2. Choose 3/4" or 1 1/4".

#10 DIA. T-2

#10x3/4" 5/16" HWH T-2

#10x3/4" #25 Torx Pan Head T-2

#12 DIA. T-3 (WITH OR WITHOUT ASSEMBLED 3/16" O.D. S/S WASHER)

#12 dia. 5/16" HWH T-3. Choose 3/4", 1", 1 1/4", 1 1/2", 2" or 3".

#12x1 1/4" 3/16" HWH T-3

#12x3/4" #25 Torx Pan Head T-3

#14 DIA. T-1 STITCH SCREW

#14x7/8" 5/16" HWH T-1

#14x7/8" 3/8" HWH T-1

#14 DIA. T-3 (WITH OR WITHOUT ASSEMBLED 3/8" O.D. S/S WASHER)

#14x1 1/4" 5/16" HWH T-3

#14 dia. 3/8" HWH T-3. Choose 1", 1 1/2", 2", 3", 4", 6" or 8".

SCREWS FOR STRUCTURAL STEEL

#12-24x1" 5/16" HWH T-4

#12 dia. 5/16" HWH T-5. Choose 1 1/4" or 2".



D•F DECKING SCREWS

We provide the highest quality and complete line of decking screws. Available in carbon steel with our premium **Dyna-Coat**® 1,000 hour salt spray. The coating has a slight green tint to properly match a wood deck. Also available in 300 series stainless steel. All screws have a #2 square drive, Type-17 point. Deep coarse threads for excellent attaching of wood to wood. Unlike many of our competitors, our longer screws increase in screw diameter to properly match the increase of stress and pressure that the screw will be expected to endure.

Sizes available for both carbon steel with premium **Dyna-Coat**® and stainless

#8x1 1/4"

#10x2 1/2"

#8x1 3/4"

#10x3"

#8x2"

#10x3 3/4"

#10x1" (S/S only)

#10x4"

D•F Dyna-Coat® & D•F Bi-Metal Screws

D•F Dyna-Coat® 1,000 Hour Long Life Premium Coating

What is the definition of long life? The answer would vary greatly depending upon your subject. For instance, the life expectancy of an African elephant on the Serengeti would be substantially different than that of a mosquito on your forearm.

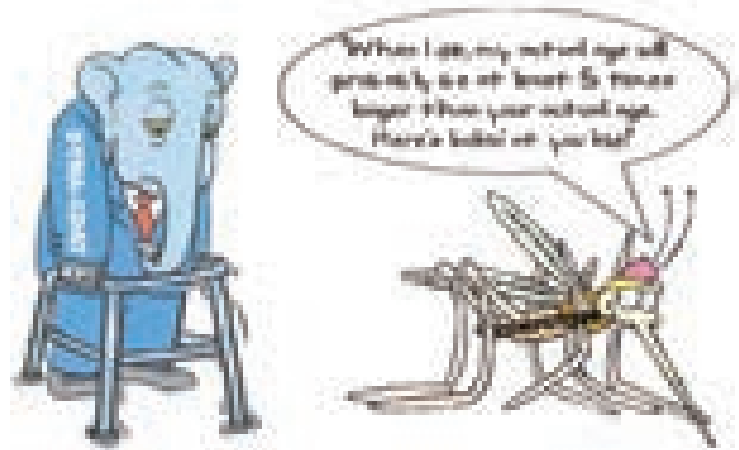
Unfortunately for the contractor, the same nebulous and misleading signals are sent when some of our competitors claim that their fasteners have a long life coating. Once again, "long life" is just a relative phrase.

To eliminate unnecessary concerns on behalf of our valued customers, we quantify the meaning of long life. Since Dyna-Coat passes the 1,000 hour salt spray test, we proudly proclaim "1,000 Hour" right next to the word Dyna-Coat. Rarely if ever do we see our competitors touting the tests that their screws pass. That is a suspicious omission.

To paraphrase the famous commercial: "What's on your fastener?" Removing the uncertainty on this very important topic is easy. Specify Dyna-Coat 1,000 hour salt spray premium coating on all of your screw requirements.

Dyna-Coat is a premium organic polymer coating. It is designed to provide optimum corrosion resistance for metal fasteners. Fasteners that are coated with Dyna-Coat exhibit excellent resistance to marring, chipping and abrasion. The color of the coated fastener is metallic silver.

Our coating process insures that the fasteners will not have any hydrogen embrittlement. Dyna-Coat employs several forms of corrosion resistance, such as: replacement, inhibition, envelopment and electrochemistry. These coated fasteners also have strong resistance against acid and alkaline chemicals.



Just because they SAY it doesn't make it true. Make our competitors quantify their coating's life expectancy in WRITING – as we do without even being asked.

Test Parameters

ASTM B117
Salt-sodium chloride 5%
Water-Distilled water
Temperature-95 degree F±2 degree
PH of collected salt
Water 6.50-7.20

Dyna-Coat

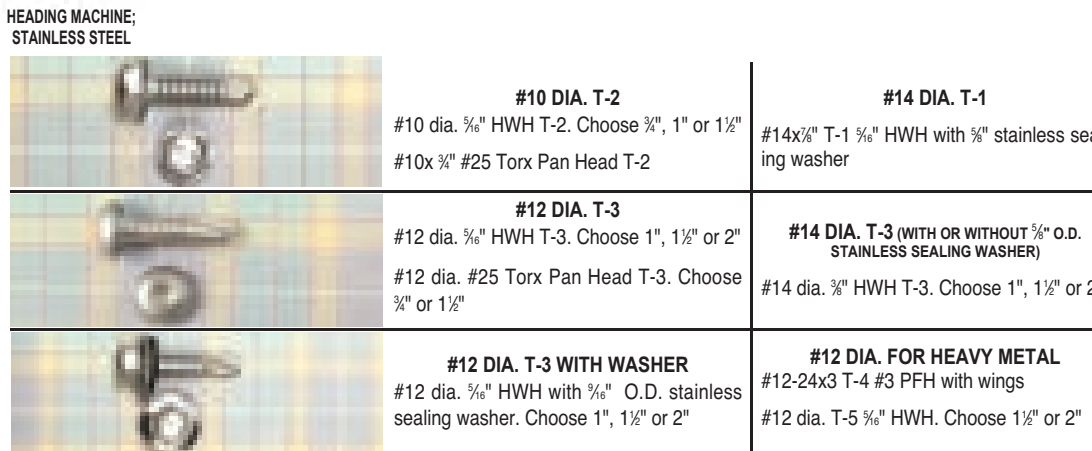
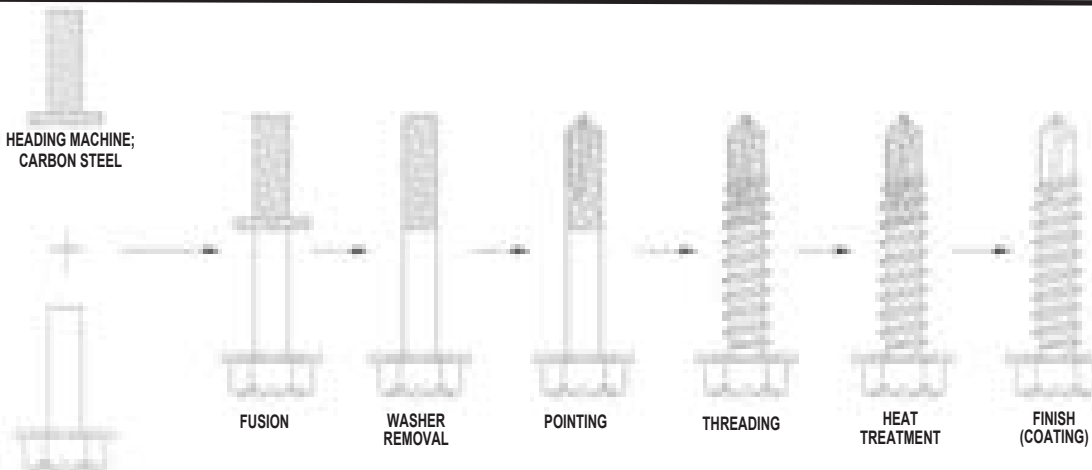
Passed for 1000+ hours

Chamber Type/Model

Salt spray
Test cabinet
YS-ST-60

Chip/Mar resistance

Excellent



D•F BI-METAL SCREWS

There are applications for screws where a carbon steel point is required to avoid the dreaded "pre-drilling" but a completely 300 series stainless steel head is required. Bi-Metal screws are the answer to this fastener quandary. As the drawing to the left illustrates, a solid shank and head of 300 series stainless is actually fused to carbon steel. Our D.F Bi-Metal screws come standard with our premium **Dyna-Coat®** 1,000 hour salt spray coating. The current list of our line of Bi-Metal screws is below.

	<p>#10 DIA. T-2 #10 dia. 5/16" HWH T-2. Choose 3/4", 1" or 1 1/2" #10x 3/4" #25 Torx Pan Head T-2</p>	
	<p>#12 DIA. T-3 #12 dia. 5/16" HWH T-3. Choose 1", 1 1/2" or 2" #12 dia. #25 Torx Pan Head T-3. Choose 3/4" or 1"</p>	<p>#14 DIA. T-3 (WITH OR WITHOUT 5/16" O.D. STAINLESS SEALING WASHER) #14 dia. 5/16" HWH T-3. Choose 1", 1 1/2" or 2"</p>
	<p>#12 DIA. T-3 WITH WASHER #12 dia. 5/16" HWH with 5/16" O.D. stainless sealing washer. Choose 1", 1 1/2" or 2"</p>	<p>#12 DIA. FOR HEAVY METAL #12-24x3 T-4 #3 PFH with wings #12 dia. T-5 5/16" HWH. Choose 1 1/2" or 2"</p>

D•F Fenderhead® #14 DIA STOUT T-5 WITH 5/8" DRILL CAPACITY

STOUT T-5s

Fenderheads are the stout T-5 with a built in fender washer like washer face under the head. These extra large T-5s provide many advantages over their puny brethren.

1) The screw shank is a #14 diameter vs. the common #12 diameter. The larger #14 diameter will provide better pull-out and shear values than the #12 diameter screws.

2) The giant washer face measures 5/8" O.D. It provides superior pull-over values and creates more than 100% additional bearing area as compared to the common 7/16" O.D. washer face. (.3066 sq.-in. vs. .1502 sq.-in.).



**Actual size photo comparing
12-24 x 1 1/2" T-5 vs
14-20 x 1 1/2" Fenderhead.**

3) **Fenderheads** can self-drill thru 5/8" thick steel vs a 1/2" capacity for #12 diameter T-5s.

4) The extra stout head of these fasteners measures a whopping 37% taller than their puny #12 brethren. This extra stoutness of the head height allows the screwgun's torque to be more efficiently transferred to the screw's drill tip. It also ELIMINATES the wobble that is frequently experienced when one is

starting the drilling process. Usually the operator experiences an increasing amount of wobble (and frustration!) when using longer screws. But that problem is history.

5) Milled thread reliefs insure that the threads will tap quickly and reliably – every time.

6) Milled notched tap relief positioned at end of drill flute substantially reduces the spike in torque that is created as threads first start to tap. This feature will 1) reduce the torque spike that is felt in the user's wrist and 2) reduce screw snapage associated with the torque spike. (Milled notched tap relief is a new feature. It is currently provided on most, but not all T-4's and T-5's in #12 or #14 diameters).

These stout T-5's do not wobble as one starts drilling them. In fact, these screws are installed with one hand on the screwgun. Period. The second hand does not need to be holding the shank of the screw steady. This one hand operation is true for all Fenderheads, including the longest.

Due to the 5/8" washer face, some contractors have used this screw for decking in lieu of burning 5/8" puddle welds. This eliminates the aggravation of testing weld quality and eliminates the hassle of repairing weld burn throughs.

All Fenderheads are coated with **Dyna-Coat®** which is a 1,000 hour salt spray premium coating. Fenderheads are available in lengths of 1 1/2", 2 1/4", 3", 4", 5", 6" and 8". 4" and under are fully threaded. Stocked with a metal backed EPDM washer and without the EPDM washer.

IMPORTANT INSTALLATION INSTRUCTIONS:

1) When drilling through 1/4" or thicker steel it is very important to use a slow rpm/high torque screwgun. A DeWalt 269 with 1,000 rpm's is a perfect example of a suitable tool. See page 4 for more info on the DW269. If you use the very common 2,500 rpm screw gun (DW268) or 2,000 rpm screwgun (DW267) to drill into 1/4" or

thicker steel then you will prematurely burn up the motor in the screwgun. Plus, you will burn up the points of your screws at an unacceptably high rate.

Everyone knows that there is a direct trade-off between high speed and high torque. When drilling thick steel, high torque is what you need!

2) Installation pressure must be light. 30-40 lbs. of force is all that need be applied to these ultra-premium screws. Just like the finest quality drill bits, these superior screws work best when one allows the screw to do the drilling and the work.

With a 1,000 rpm screwgun and the proper force of 30-40 lbs. of pressure, your screw failure rate will be less than 1%.

When drilling 1/4" or thicker steel, the synergistic benefits of coupling these premium T-5's and a 1,000 rpm screwgun are many: 1) less fastener waste 2) easier fastener installation 3) worker productivity increases since the down time is eliminated in which the worker waits for the tool to be cool enough to pick-up 4) worker satisfaction improves by providing the right tool for the right job 5) the unnecessary costs associated with premature motor burn up is eliminated 6) you WILL spit out 1"+ waste curls of steel. This fact reinforces to the operator that this is a highly efficient drilling process 7) particularly difficult applications such as drilling through dead-air trapped between two pieces of steel are greatly simplified. In numerous tests not once did the point chip, split or burn off in this difficult application.

Amazingly, these stout T-5's were installed using a DW269 through 3/8" thick steel into another piece of 3/8" thick steel with 1/8" of space between the two plates of 3/8" steel. Our competitor's screw could not perform this very difficult application.

HOT DEAL; for every \$500 of D.F T-5 screws (#12 or #14 dia) that you buy — you may purchase a DW269 (see page 4) for **ONLY \$99!** The screws and tool(s) must be ordered at the same time.

If you currently do not own any DW269s — we are not suggesting that you need to buy more screwguns. On the contrary, instead of company X buying say 30 DW268's each year, we are suggesting that company X should buy 20 DW268's and five DW269's. By buying the right tool for the job, your annual screwgun purchases will decrease not increase.

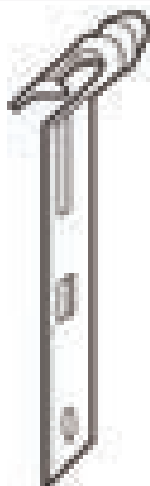
The DW269 can drill any point — from T-1 to T-5. But for the very most common drilling applications of 1/8" and lighter steel, the DW269 is not as efficient as the DW267 or DW268.

Some customers tell us that they use a 1/2" impact wrench to install T-5's. Although not recommended, an impact wrench will quickly install a T-5. But the user must be cautioned to not over torque the screw. An impact wrench can easily shear off the head of the screw during installation. An over torqued screw head could create excessive stress on the screw. This stress can fatigue the fastener over time resulting in potential fastener failure after installation.

D•F Fenderhead® ENGINEERING DATA (Pounds)

Steel Gauge	PULL-OUT VALUES			SHEAR
	1/4"	3/8"	1/2"	
Ultimate Value	5322	5812	6257	3822

The Ultimate Shear and Pull-Out Values must be reduced by at least a 4-to-1 safety factor to determine the safe actual allowable working load.




1/16" TO 1/4" Z PURLIN FOR WRAP WIRE, "S" HOOKS OR BOLTING STRAPS NO. AF14

Caddy® Fasteners are heat treated, spring steel fasteners that have been designed to support a wide range of products from or to a variety of support members. Caddy fasteners are intended for indoor use in non-corrosive environments only. The complete line of Caddy Fasteners is in stock or readily available.

P/N	100-900	1000+
AF14	\$57.50/c	\$54.70/c

LOOK and COMPARE!



D•F HVAC SCREWS


If you are tired of dealing with the aggravation of using those puny headed HVAC screws then step-up to our D•F brand HVAC screw. Instead of having a head that practically looks like a hex sided nail, our D•F brand have an ultra stout head which is SUBSTANTIALLY taller than the inferior competition. Our stout head creates a more than 74% additional engagement of the screw head into the socket which drastically reduces the occurrences of the tool "slipping off" during installation.

D•F HVAC screws have a serrated washer face and unique thread design which practically eliminates screw strip-out! Your wrist will feel a slight torque when the screw is fully set. These D•F screws get set so tight that the metal will actually dimple at the fastener connection. The same dimple effect as if the metal were spot welded. Specially engineered threads and a super sharp point result in a super-quick drilling installation time of about one second.

HVAC screws are available in: #8 or #10 diameter • 1/2" to 2" lengths • HWH slotted or HWH unslotted • 1/4" or 5/16" head • optional 1/2" O.D. metal backed, rubber sealing washer. Also stock the 8x1/2" in 410 stainless.

If you want to experience unbelievably exceptional installation results then use a cordless impacting screwdriver to install these D•F HVAC screws. You won't believe the results!

BUILD IT RIGHT WITH SCREWS



- Fasten •Subflooring
 •Decking •Steel Framing •Metal Roofing
 •Fiber Cement Board •Tile Roofing •Gypsum Sheathing •Drywall •More - with labor saving speed and no wasted fasteners

TIP-PRO PROTECTIVE CAPS

Tip-Pro Protective Caps are used to increase safety or to enhance aesthetics. Push the pliable vinyl cap over the tip of the protruding screw to eliminate the exposure of the sharp metal screw point.

Order the same diameter Tip-Pro as the screw that you are covering. However, a 14x7/8 T-1 screw requires a #12 dia. Tip-Pro. Must purchase in full bag qty of 1,000 per bag.



SCREW DIA. TO CAP	TIP-PRO LENGTH	COLOR	QTY/BAG	PRICE/BAG
#12	3/4" or 1"	White or Gray	1,000	\$92.00
#14	3/4" or 1"	White or Gray	1,000	92.00
1 1/2" (Butler Scrubolt)	1"	Black	1,000	177.90

CONTRACTOR QUALITY CLEAN-UP BAGS







Super-heavy-duty (3.0 mil thick!) poly bags can take just about anything that you throw in them. That includes the heavy stuff like lumber scraps, sheet rock, plumbing pipe,...42 gallon capacity per bag. 33" x 48" bag dimensions. Two box styles are stocked; 1) bulk box of 100 bags, five rolls of 20 bags per roll and 2) handy pop-up dispensing box (like a Kleenex box) with one roll of 20 bags. These 3.0 mil bags are 2-3 times thicker than what many hardware stores sell as their "super-duty" bag. Contractors need our 3.0 mil bags. You will notice and appreciate the tremendous quality of these bags.

P/N	BOX STYLE	BAGS/BOX	1-4 BOXES	5-9 BOXES	10+ BOXES
BAG20	Pop-Up Dispenser	20	\$23.10	\$21.30	\$19.55
BAG100	Bulk	100	\$80.75	\$74.85	\$69.40

10" Twist ties. 15 ties/gang. 15¢/gang.



Bulb-tite rivets function in materials where other fasteners fail. Bulb-tite rivets work great in steel applications due to the rivets high strength, high clamping force and multi-grip capabilities. They can be installed in fiberglass without crazing and plastics without cracking. Bulb-tite rivets cannot be overdriven and they cannot strip out. Bulb-tite rivets function in oversized or irregularly formed holes normally found in repair work. They are available from stock in $\frac{3}{16}$ ", $\frac{1}{4}$ ", and $\frac{9}{32}$ " diameter and can grip from .020 thick material up to .750 ($\frac{3}{4}$ " thick). The aluminum rivet/aluminum mandrel Bulb-tites which we stock are pre-assembled with EPDM washers for positive water-tight resistance. Bulb-tite rivets may be pulled with electric, pneumatic, or manual rivet guns.

Rivet Identification	Configuration	Olympic Number	NOMINAL DIAMETER	Rivet Body Dia.	Drill #* & Hole Size*	Grip Range	Nominal Body Length	Nominal Head Dia.	Nominal Head Height	Shear (Typical) (Lbs.)	Tensile (Typical) (Lbs.)	Clamp-Up (Typical) (Lbs.)					
RV6604 Series Standard Dome Head Aluminum Rivet Aluminum Mandrel		RV6604-5-4	5/32"	.161	#20 (.162-.167)	.067-250	.800	.343	.074	465	245	80					
		5-8				.250-500	.987	.343	.074								
		RV6604-6-3	6-4	6-6	3/16"	.205	#4 (.209-.221)	.020-187	.687	.443	.088	740	460	130			
								.062-.250	.750	.443	.088						
								.187-.375	.875	.443	.088						
								.312-.500	1.000	.443	.088						
								.437-.625	1.125	.443	.088						
								.563-.750	1.250	.443	.088						
		RV6604-8-4	8-6	8-8	1/4"	.246	1/4 (.250-.263)	.062-250	.795	.560	.113	1100	675	250			
								.125-375	.920	.560	.113						
								.250-500	1.045	.560	.113						
								.375-625	1.170	.560	.113						
RV6605 Series Large Flange Head Aluminum Rivet Aluminum Mandrel		RV6605-9-6 9-10	9/32"	.304	5/16 (.308-.327)	.042-375 250-625	1.090 1.340	.743 .743	.145 .145	1500	1100	375					
RV6606 Series Low Profile Dome Head Aluminum Rivet Aluminum Mandrel		RV6606-6-3	3/16"	.205	#4 (.209-.221)	.050-187	.687	.469	.094	740	460	130					
		6-4				.062-250	.750	.469	.094								
		RV6606-6-3	6-6	6-8	3/16"	.205	#4 (.209-.221)	.187-375	.875	.469	.094	740	460	130			
								.312-500	1.000	.469	.094						
								.437-625	1.125	.469	.094						
								.563-750	1.250	.469	.094						
								.040-250	.795	.543	.111				1100	675	250
								.125-375	.920	.543	.111						
		.250-500	1.045	.543	.111												
		.042-375 250-625	1.090 1.340	.615 .615	.145 .145	1500	1100	375									
		RV6603 Series Dome Head Aluminum Rivet Aluminum Mandrel		RV6603-9-6 9-10	9/32"	.304	5/16 (.308-.327)	.042-375 250-625	1.090 1.340	.615 .615	.145 .145	1500	1100	375			

NOTE: Above values are shown as a guide only and may vary depending upon the application. Shear and tensile strength tests were conducted in hardened alloy steel sheets with a thickness equal to the fastener diameter.



ASK ABOUT THESE RENTAL TOOLS

**ELECTRIC PISTOL GRIP GUN
NO. RV74G**

The RV74G (replaces the RV73G) is a small, lightweight, versatile tool that will pull any diameter Bulb-Tite rivet. This tool requires a separate pulling head. Order separately. Pulling heads are shown in box below.
Specification: 7.8-amps (115V, AC only) 13 1/4" long, 3/8" stroke, pulling capacity is 1900 lbs. 6 1/4 lbs. tool wt. with cord.

Price \$897



**PULLING HEAD EXTENSION
(the extension, tool and pulling head sold separately)
NO. RV74EXT**

The RV74EXT adapts the RV74G tool for roofing applications. Increase the versatility of your standard tool and pulling head with an extension to allow standup use. Improve productivity and reduce back fatigue. The overall length of the tool with extension and pulling head attached is 30" and weighs only 8 lbs. Works with any RV8840 series Bulb-tite pulling head.

Price \$125



**LEVER HAND TOOL
No. RV-200**

A two handed, manual, lever-action rivet tool. It can pull the 9/32" bulb-tite rivet (most commonly used in Butler Buildings) or any rivet up to 1/4" diameter in any material. This tool requires a pulling head. Order separately. Pulling heads are shown in the box to the right.

Specifications: .394" stroke, 22" long, 4 lbs. tool wt.

Price \$271



PULLING HEADS

Olympic tools require different pulling heads to pull different diameter rivets.

DIA.	P/N	PRICE
3/16"	RV8840B-6	\$162
1/4"	RV8840B-8	\$162
9/32"	RV8840B-9	\$162



CUTTER, NO. RV24RE

This tool greatly simplifies removal of aluminum Bulb-Tite rivets whenever this is necessary to remove sheets or to make a rivet replacement. The cutter, which has specially ground jaws, cuts the rivet head off cleanly without damage to the sheet or to the hole in which the rivet is installed. 5 lbs. tool wt. 21 1/2" O/A length.

Price \$219

FAB-LOK & POP® RIVETS



Vibration, either from inside or outside of a building, can make ordinary fasteners loosen and back out. Fab-Lok fastener combine a slotted aluminum sleeve, EPDM washer and threaded fastener to provide high resistance to vibration loosening. Excellent for use with insulated panels.

TYPICAL APPLICATIONS

Metal panels to structural steel on buildings where heavy internal movement occurs from operating machinery or excessive external movement occurs from high winds, jet engines,...

Metal panels to structural steel on buildings subjected to high level of expansion/contraction.

Blind hole applications, such as attaching insulated panels. Repairing separated metal panels and acidic environments such as hog confinements.

NOTE: product not intended for structurally loaded joints. Slotted aluminum sleeve assembled to your choice of carbon steel or 300 series stainless steel screw. Choose 1 of 3 grip ranges: .062-.250", .250-.500" or .500-.750".

*DYNALOK designed to fit DeWalt® DW969K-2, DW968K-2, DW267, DW268 and DW269. Max 1000 RPM during installation.

Pull-Out (lbs.) Single Sheet		
STEEL	PULL-OUT	FAILURE MODE
26 Ga.	612	Sheet Split
24 Ga.	776	Sheet Split
20 Ga.	888	Sheet Split
18 Ga.	934	Sheet Split
16 Ga.	1011	Fastener Broke
14 Ga.	1069	Fastener Broke

Pull-Out (lbs.) Double Sheet		
MATERIAL	PULL-OUT	FAILURE MODE
26 Ga. Steel	816	Sheet Split
20 Ga. Steel	1084	Fastener Broke
.032" Alum	833	Fastener Broke

Ultimate Shear (lbs.)	
CARBON SCREW	STAINLESS SCREW
2159	1950

A Full Box of 1m pcs.
* Quantity Pricing Available

FAS-10-4 FAB-LOK w/carbon screw (grip 1/16" to 1/4")\$766.90/m*



CORDLESS RIVET TOOL

Tired of wasting your time and effort pulling rivets by hand? This 14.4-volt battery powered rivet tool will pull your rivets with just a squeeze of the trigger. The Accubird can pull 1/8" to 3/16" standard rivets. The Powerbird can pull 3/16" to 1/4" standard rivets (but NOT 1/8" rivets) and it can pull the Butler Bulb-Tite 1/2" rivet with optional adapters. Safety too – the spent mandrels get collected in the twist-off cap at back of tool, no longer falling aimlessly to whatever/whomever may be below. .79" stroke length. 1,900 lbs. max pulling force. Pulls 1,100 all steel 1/8" dia. rivets on a single charge. 4.8 lbs. tool wt.

This Accubird rivet tool kit includes: tool, 14.4V battery, charger, wrench and nose pieces.

Accubird 14.4V Li-Ion Rivet Tool Kit.....\$899

The Powerbird is similar to the Accubird except it has nearly twice the pulling force and a high AMP battery. When the RVA173 adapter (listed separately below) is added it will pull approximately 100 3/32" bulbtite rivets on a charge. Also requires 3/32" pulling head (see pg 83).


Powerbird 14.4V Li-Ion Rivet Tool Kit\$1,044

RVA173 Powerbird Adapter for Bulbtite Rivets\$91.50

POP® RIVETS

- POP® rivets are stocked in steel, aluminum, stainless steel and copper.
- Certain rivets are stocked painted.
- Our in-house painting enables us to paint any quantity of any rivet any color with a typical lead time of 1-3 days.
- The rivet body alloy, in addition to being chosen for strength requirements, should also be selected for compatibility with the materials to be joined to avoid galvanic corrosion caused by coupling dissimilar metals. If dissimilar metals are widely separated on the galvanic chart, it is advisable to separate them with a dielectric material such as paint or other coating.

Rivet No.	Rivet Diameter	Drill No. Hole Size	Grip Range
4-2	1/8"	#30	1/16"-1/8"
4-4	1/8"	#30	3/16"-1/4"
4-6	1/8"	#30	5/16"-3/8"
5-2	5/32"	#20	1/16"-1/8"
5-4	5/32"	#20	3/16"-1/4"
5-6	5/32"	#20	5/16"-3/8"
6-2	3/16"	#11	1/16"-1/8"
6-4	3/16"	#11	1/8"-1/4"
6-6	3/16"	#11	1/4"-3/8"



RIVET TOOL

This high quality hand rivet tool will pull rivets up to 3/16" diameter in all materials.

MODEL #	1-5 PRICE	6+ PRICE
HP-2	\$32.55	\$29.30

SEALING WASHERS, HOLE FINDER, SCRUBOLTS & IN-HOUSE PAINTING




Sealing Washers

Metal backed sealing washers are primarily used to prevent leakage on assembled fasteners. They also act as a cushionary, non-abrasive agent against assembled parts. They may also be used to dampen vibration or simply act to provide bearing area.

The metal is available in galvanized steel, stainless steel, and aluminum.

The washers' outside diameter and inside diameter have many different variations and combinations. The O.D.'s range from 3/8" to 1 1/2". The I.D.'s range from one to fit on a #6 diameter screw to one to fit on a 1" dia. bolt.



Dynafind Hole Finder

The Original Dynafind 1000 was designed by Butler Builder® associates to locate and drill mark the wall and roof panels for precise alignment to factory punched structurals on Butlerib® panels.

The Dynafind 6000 will completely span the panel of Butler's Shadowwall™ wall system. The Dynafind 6000 is 12" longer and has one more center pin as compared to the 1000.

The Dynafind 9600 was designed to be used on Butler's CMR-24 roof system. It has five pins on 2' centers. Unlike the other Dynafinds which have one fixed end pin at each end of the bar, the Dynafind 9600 starts with two end pins to help steady and center this 8' beast. A spring loaded center punch goes in each of the last three holes.

Dynafinds are used from the buildings exterior so as to eliminate the outwardly pointing dimple mark on the panel. This undesirable type of dimple will cut away the rubber seal under the fastener head, causing potential leaks.

Dynafind 1000 Complete 51" Long	\$99.85
Dynafind 6000 Complete 63" Long	\$116.90
Dynafind 9600 Complete 99" long	\$245.00
End Pin Assembly (P/N 1002)	\$11.25
Center Punch Assembly (P/N 1003)	\$15.25

Butler Builder® and Butlerib® are registered trademarks of Butler Manufacturing. Shadowwall™ is a trademark of Butler Manufacturing.



Scrubolt™ Fasteners


Scrubolt™ fasteners are a large self-tapping fastener developed for attaching standing seam roofing panel clips to pre-punched or pre-drilled framing members. Scrubolt™ nuts are stocked for both 1 1/2" and 2 3/4" diameters.

STOCK SIZES

DIA.	HEAD STYLE	MATERIAL	LENGTH									
			7/8"	1"	1 1/4"	1 1/2"	2"	2 1/4"	3 1/2"	6"		
1 1/2"	HWH	Steel	•	•								
2 3/4"	HWH	Steel	•	•	•	•	•	•	•	•	•	•
1 1/2"	Torx Pan	Steel	•	•	•	•	•	•	•	•	•	•
1 1/2"	HWH	410 Stainless	•	•								
2 3/4"	HWH	410 Stainless	•	•								



1 1/2" Scrubolt		2 3/4" Scrubolt	
Material Thickness	Drill Size	Material Thickness	Drill Size
.010-.060	19/64"	.010-.120	5/16"
.060-.130	5/16"	.120-.250	Ltr. "Q" (.322)
.130-.250	2 1/64"	.250-.500	1 1/32"
.250-.500	Ltr. "Q" (.322)		

Scrubolt is a registered trademark of Butler Manufacturing



In-House Painting

Our high quality, professional In-House painting operation enables us to custom match and paint most any screw or rivet with a short lead time. Typical lead time is just one or two days (days NOT weeks). Depending on the circumstances, we can paint and ship the same day that your order is received. We use \$75/gallon polyurethane paint and then oven bake. Our painting system coupled with Jonathan, Bug, Eric, Jesse, Andy, Miguel, Page and Enrique, our meticulous painters, ensure your total satisfaction.



CONVENTIONAL ANCHOR BOLTS

A complete line of conventional Anchor bolts is in stock for same day shipment. "L" style anchor bolts are in stock from 3/8" x 6" to 1 1/2" x 36".

Typically, our anchor bolts are manufactured of A-36 steel. (A-36 steel is slightly stronger than A-307 steel.) Special materials, such as stainless steel and special platings, such as Zinc, are readily available. Special bolt dimensions that we do not inventory can be manufactured to your specifications. Typical lead time on specials is 2-10 days.

Machine bolts, lag screws and all other standard fasteners are available with little if any lead time.

REPRESENTATIVE PRICING

Description	Price
3/4" x 15" "L" style anchor bolt with nut and washer	\$3.20/E
3/4" x 15" "Hex Head" anchor bolt with nut and washer	5.45/E
1 x 15" "L" style anchor bolt with nut and washer	5.95/E
1 x 24" "Hex Head" anchor bolt with nut and washer	11.25/E
1 1/4" x 36" "L" style anchor bolt with nut and washer	22.20/E
1 1/2" x 24" "L" style anchor bolt with nut and washer	22.75/E



HILLSIDE WASHERS

Plain Finish	Price/Ea.
1/2"	\$1.95
5/8"	2.12
3/4"	2.63
7/8"	3.67




HEX RETHREAD DIE SETS IN WOODEN CASE

P/N	DESCRIPTION	PRICE
DBD10PC	10 pc. UNC 1/4" to 1"	\$135



POWER-STUD+™ SD1 (Wedge Anchor)



The Power-Stud+ SD1 anchor is a fully threaded, torque-controlled, wedge expansion anchor which is designed for consistent performance in cracked and uncracked concrete. Suitable base materials include normal-weight concrete, structural sand-lightweight concrete and concrete over steel deck. The anchor is manufactured with a zinc plated carbon steel body and expansion clip. Nut and washer are included.

Ultimate Load Capacities for Power-Stud+™SD1 in Normal-Weight Concrete^{1,2}

Anchor Diameter d in. (mm)	Minimum Embed. Depth h _v in. (mm)	4,000 psi (27.6 MPa)	
		Tension lbs. (kN)	Shear lbs. (kN)
1/4" (6.4)	1/8" (28)	1,660 / (7.4)	1,255 / (5.6)
	1 1/4" (25.4)	2,775 / (12.4)	1,255 / (5.6)
3/8" (9.5)	1" (48)	3,100 / (13.8)	2,540 / (11.3)
	2" (60)	4,410 / (19.6)	2,540 / (11.3)
1/2" (12.7)	2 1/4" (57)	4,800 / (21.4)	4,195 / (18.7)
	2 1/2" (64)	4,950 / (22)	4,195 / (18.7)
5/8" (15.9)	3" (95)	10,065 / (44.8)	4,195 / (18.7)
	2 3/4" (70)	6,285 / (28)	6,815 / (30.3)
3/4" (19.1)	3 3/8" (86)	8,380 / (37.3)	6,815 / (30.3)
	4" (117)	14,245 / (63.4)	6,815 / (30.3)
1" (25.4)	3 3/4" (86)	9,075 / (40.5)	12,685 / (56.4)
	4" (102)	12,060 / (53.6)	12,685 / (56.4)
1 1/4" (31.8)	4 1/2" (114)	20,915 / (93.4)	21,155 / (94.1)
	5 1/2" (140)	20,915 / (93.4)	21,155 / (94.1)

1. The values listed above are ultimate load capacities which should be reduced by a minimum safety factor of 4.0 or greater to determine allowable working loads. Consideration of safety factors of 10 or higher may be necessary depending on the application, such as life safety or overhead.
 2. The tabulated load values are applicable to single anchors installed in uncracked concrete at critical edge distance.

- Structural connections, i.e., beam and column anchorage
- Safety-related attachments
- Interior application/low level corrosion environment
- Tension zone applications, i.e., cable trays and strut, pipe supports, fire sprinklers
- Seismic and wind loading

3/8" x 2 1/4" Power-Stud+™ SD1	\$33.15/C*
1/2" x 2 3/4" Power-Stud+™ SD1	57.80/C*
1/2" x 3 3/4" Power-Stud+™ SD1	67.90/C*
3/8" x 3" Power-Stud+™ 304 Stainless Steel.....	179.15/C*

*Quantity Pricing Available

CONCRETE SCREWS, POWER-BOLT & WEDGE-BOLT



Powers
FASTENERS

Concrete and Masonry Screw Anchors

PERFORMANCE DATA

The following load capacities are based on testing conducted according to ASTM Standard E 488.

ULTIMATE LOAD CAPACITIES - CONCRETE (CARBON STEEL)

ANCHOR SIZE (IN)	EMBED. DEPTH (IN)	2,000 PSI CONCRETE TENSION (LBS.)	2,000 PSI CONCRETE SHEAR (LBS.)	4,000 PSI CONCRETE TENSION (LBS.)	4,000 PSI CONCRETE SHEAR (LBS.)	6,000 PSI CONCRETE TENSION (LBS.)	6,000 PSI CONCRETE SHEAR (LBS.)
3/16"	1"	330	700	615	775	710	980
3/16"	1-1/2"	880	980	1,055	1,060	1,275	1,180
1/4"	1"	620	830	1,060	1,015	1,140	1,320
1/4"	1-1/2"	1,000	1,430	1,630	1,635	1,770	1,980

ULTIMATE LOAD CAPACITIES - C-90 HOLLOW BLOCK AND SOLID RED BRICK (CARBON STEEL)


ANCHOR SIZE (IN)	EMBED. DEPTH (IN)	ASTM C-90 HOLLOW BLOCK	
		TENSION (LBS.)	SHEAR (LBS.)
3/16"	1"	445	920
3/16"	1-1/4"	530	1,020
3/16"	1-3/8"	610	1,225
3/16"	1-1/2"	610	1,225
3/16"	1-3/4"	610	1,225
1/4"	1"	720	1,150
1/4"	1-1/4"	880	1,270
1/4"	1-3/8"	1,205	1,825
1/4"	1-1/2"	1,205	1,825
1/4"	1-3/4"	1,205	1,825

NOTE: The values listed in the tables above are ultimate load capacities in pounds which should be reduced by a minimum safety factor of 4 or greater to determine the allowable working load in concrete, the ultimate load capacities in pounds should be reduced by a safety factor of 4 or greater for masonry base materials depending upon anchor application and governing building code. The consistency of hollow block and brick varies greatly. The load capacities listed should be used as guidelines only. Job site tests should be conducted to determine actual load capacities in block and brick.

1. Concrete must be 1.5 x embedment.
2. Spacing and edge distance requirements available on request.

- Fast installation...drill a hole...drive an anchor.
- Available in 3/16", 1/4" and 3/8" diameters and in lengths 1 1/4" to 6".
- Replaces expansion anchors, plugs and screws.
- No need to pre-spot holes... and no inserts required.
- Reversible and removable... can be installed close to an edge.
- Blue ceramic coating on 3/16" and 1/4" diameters. Zinc plating on 3/8" diameters. White and Silver available on Phillips head only.

NOTE: 1" minimum and 1 3/4" maximum embedment recommended in concrete, brick, and block. Additional hole depth 1/4" minimum.



POWER-BOLT®

The Power-Bolt (previously known as Rawl-Bolt) is a single-unit, vibration-resistant, removable anchor bolt assembly with a finished hex or flat head design. Since the anchor size is hole size, the Power-Bolt eliminates layout or hole-spotting. As the anchor is driven into the hole, the slotted, over-sized annular ring on the bottom of the cone is compressed until it mates perfectly with the hole. This action prevents the anchor from spinning while it is being tightened.



PULLOUT LOAD TESTS** OF POWER-BOLT

Size	Embed. Depth	Torque (ft.-lbs.)	2,000 psi		4,000 psi	
			Shear	Tension	Shear	Tension
3/8"	2"	35	6,525	4,015	7,875	4,840
3/8"	2 1/2"	35	7,270	5,200	8,155	5,590
3/8"	3 1/2"	35	8,525	5,585	8,770	6,150
1/2"	2 1/2"	60	9,455	5,935	9,675	7,415
1/2"	3"	60	10,150	7,325	10,690	9,780
1/2"	5"	60	12,930	8,060	14,740	10,855
5/8"	2 1/2"	100	15,005	8,070	15,005	8,440
5/8"	3"	100	19,825	8,615	19,995	9,905
5/8"	4"	100	20,065	10,450	20,290	12,685
5/8"	6"	100	20,545	11,255	20,895	15,070
3/4"	3"	120	20,140	10,460	20,140	10,475
3/4"	4"	120	22,935	11,545	26,525	12,345
3/4"	5"	120	25,175	12,610	28,705	15,700
3/4"	7"	120	29,725	14,170	33,125	18,210

- Removable
- Use in concrete, block, brick, stone

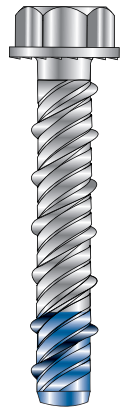
**NOTE: Test data above represent average ultimate load sustained in concrete having minimum compressive strength as indicated.

5/8" x 4" Power-Bolt\$599.00/c*

*Quantity Pricing Available

WEDGE-BOLT+®

The Wedge-Bolt+ is a one-piece high strength carbon steel anchor intended for use in concrete, block, brick or stone and for cracked concrete (ICC-ES-2526 category 1). This unique design features a finished hex head formed with an integral washer, a patented dual lead thread and a chamfered tip. Installation is simple. Using a special matched tolerance Wedge-Bit, drill a hole into the base material. Position the fixture and screw-in the Wedge-Bolt using a socket wrench or impact wrench until anchor is flush with the fixture.



PULLOUT LOAD TESTS** OF WEDGE-BOLT

Anchor Size (inches)	Embed. Depth (inches)	4,000 psi Concrete	
		Tension (pounds)	Shear (pounds)
1/4"	1	1,550	2,090
1/4"	1 1/2	2,360	2,690
1/4"	2	4,230	2,780
1/4"	2 1/2	4,900	3,080
1/4"	3	5,880	3,080
3/8"	1 1/2	2,660	4,870
3/8"	2	4,105	4,990
3/8"	2 1/2	5,550	5,110
3/8"	3	7,970	6,275
3/8"	3 1/2	10,390	7,440
1/2"	2	3,930	7,420
1/2"	2 1/2	6,165	8,075
1/2"	3	8,400	8,730
1/2"	3 1/2	11,110	9,430
1/2"	4	13,820	9,600
5/8"	2 1/2	6,800	11,320
5/8"	3	9,100	12,740
5/8"	3 1/2	11,400	14,160
5/8"	4	13,675	15,400
5/8"	5	18,220	17,750
3/4"	3	9,085	15,500
3/4"	3 1/2	12,570	19,255
3/4"	4	14,800	22,820
3/4"	5	18,705	26,780
3/4"	6	22,610	30,550

Now available: "Wedge-Bolt OT" with orange tip which utilizes **STANDARD** fractional drill bits.

- Vibration resistant
- Must only use special wedge bolt drill bits for hole drilling
- Removable/Reuseable
- Use in concrete, block, brick, stone
- For ease of identification, the head of the anchor is stamped with diameter and length

**NOTE: The values listed above are ultimate load capacities in pounds which should be reduced by a minimum safety factor of four or greater to determine the allowable working load.

1/2" x 4" Wedge-Bolt\$128.00/c*

*Quantity Pricing Available

METAL ROOF WALKWAY, ZAMAC & SLEEVE ANCHORS

METAL ROOF WALKWAY

Provides safe access to rooftop equipment while eliminating the potential for damage to expensive metal roof systems.





Attaches to standing seam roof panels with non-penetrating clamps and hat channel supports. R-panel application utilizes hat channel support plates that secure directly to the purlins.

Walkway can be fitted with handrails as required by local code / OSHA standards. Other options include toe boards, pitch correction and painted.

ROOF WALKWAY PRODUCT SPECIFICATIONS

- 18 GA galvanized steel
- 12" wide x 120" long x 2½" high
- Interlocking plank design
- Pierced / punched anti-skid surface
- M-clips, fasteners and supports
- Pitch corrected when specified
- Optional safety handrail / toe board
- R-panel or standing seam roof



SKYLIGHT FALL PROTECTION



- Tested to comply with national and local OSHA standards
- Ideal for R-panel, standing seam or curb mount skylight systems
- Installs over flat skylights or under domed skylights
- Includes all mounting hardware and supports for complete install

Fall protection for flat or domed skylights. Utilizes OSHA-compliant galvanized steel safety screen with a maximum 4" x 4" opening. Screen secured with Zinc-coated carbon steel clips and long-life self-drilling fasteners. All required mounting supports and hardware included in kit.

All systems factory-sized to install quickly. Roof-mounted models maintain low profile to create a clean and finished look. Curb mount applications hidden beneath dome skylight. System can be custom painted to match building exterior.

Application has been tested to comply with both national and local OSHA standards. Test reports available upon request.

TYPE	INSTALLATION
R-Panel / High Rib	Perimeter channel supports create structural frame. Steel clips secured to frame and screen.
Trapezoidal or Vertical Standing Seam	Utility clamps mount to standing seam roof. Steel clips secured to clamp and screen.
Curb-Mount	Steel clips secure directly to curb with self drillers. System mounts under skylight dome.



ZAMAC NAILIN & HAMMER-SCREW

The Zamac Nailin (pictured above) has a body of Zamac #7, a special zinc alloy developed for its resistance to corrosion. The expansion device is a nail which can be supplied in either plated steel or stainless steel depending on the degree of corrosion resistance required. These fasteners are manufactured in mushroom head and flat head configurations.

The ZAMAC HAMMER-SCREW (not pictured) provides 40% higher tension load capacity in concrete than the Zamac Nailin. To install, hammer the screw into the anchor body. The screw insert may be backed-out with a #2 phillips screwdriver.

PULLOUT LOAD TESTS** OF ZAMAC NAILIN


Anchor Size	¾" x ¾"	¾" x ¾"	¾" x 1"	¾" x 1¼"	¾" x 1½"	¾" x 2"
Embed. Depth	¾"	¾"	¾"	1"	1"	1"
Tension Load (lbs.)	500	600	820	960	1,150	1,300

**NOTE: Test data above represent average ultimate load sustained in concrete having minimum compressive strength of 4,000 psi.

- Use in concrete, block, brick and stone
- Zamac Nailins are available from ¾" x ¾" to ¾" x 2"
- Zamac Hammer-Screws are available in 7 lengths from ¾" x ¾" to ¾" x 3"
- Available with a mushroom or flat head
- Available with a carbon steel or stainless steel nail

¾ x 1¼" Zamac Nailin (Boxed; 100 Per)	\$144.20/m*
¾ x 1¼" Zamac Nailin (Bulk; 1,000 Per)	\$131.30/m*
¾ x 1¼" Zamac Hammer-Screw (Boxed; 100 Per)	\$208.70/m*
¾ x 1¼" Zamac Hammer-Screw (Bulk; 1,000 Per)	\$202.30/m*

*Quantity Pricing Available



LOK-BOLT AS™ (SLEEVE ANCHOR)

The Lok-Bolt AS™ anchor is a pre-assembled single unit sleeve anchor available in carbon steel and stainless steel which can be used in concrete, block, brick and stone. Extension sleeves are added to create longer lengths.

Ultimate Load Capacities for Lok-Bolt AS™ Carbon and Stainless Steel in Normal-Weight Concrete^{1,2}

Anchor Diameter <i>d</i> in. (mm)	Minimum Embed. Depth <i>h_v</i> in. (mm)	Installation Torque ft. lbs.	Min. Concrete Compressive Strength	
			3,500 psi (24.1 MPa)	
			Tension lbs. (kN)	Shear lbs. (kN)
¾ / (6.4)	¾ / (12.7)	4	240 / (1.0)	1,000 / (4.4)
	1 / (25.4)		980 / (4.3)	1,120 / (5.0)
¾ / (7.9)	1 / (25.4)	12	1,300 / (5.6)	2,360 / (10.5)
¾ / (9.5)	1¼ / (31.7)	18	2,040 / (9.0)	4,110 / (8.3)
¾ / (12.7)	1½ / (38.1)	26	2,420 / (10.7)	4,860 / (21.6)
¾ / (15.9)	2 / (50.8)	50	5,260 / (23.4)	4,860 / (21.6)
¾ / (19.1)	2¼ / (57.2)	90	5,500 / (24.4)	11,040 / (49.0)

- The values listed above are ultimate load capacities which should be reduced by a minimum safety factor of 4.0 or greater to determine the allowable working load. Consideration of safety factors of 10 or higher may be necessary depending on the application, such as life safety or overhead.
 - Tabulated load values are for anchors installed at a minimum spacing distance between anchors and an edge distance of 12 times the anchor diameter.
- Door and Window Frame Installations
 - Masonry Applications
 - Electrical / Mechanical Applications
 - Mounting Fixtures on Walls

¾ x 1½" Hex Head Lok-Bolt AS™ **\$24.15/c***

*Quantity Pricing Available



PE1000+

PE1000+ is a two-component, high strength adhesive anchoring system. It is designed for bonding threaded rod and reinforcing bar into drilled holes in concrete base materials. Evaluated for installation and use in dry and water-saturated concrete including water-filled holes. Qualified for seismic and wind loading (see ESR-2583). The system requires injection adhesive in plastic cartridges, mixing nozzles, dispensing tool and hole cleaning equipment. Available in 13 oz. and 20 oz. for use with manual tools or 47 oz. for pneumatic tool.

- Tested in accordance with AC308 for use in structural concrete according to ACI 318 Appendix D (strength design) and as amended by provisions of ICC-ES AC308 Annex A Section 3.3 (www.icc-es.org).

- Evaluated and qualified by an accredited independent testing laboratory for use in uncracked concrete.

- Compliant with NSF/ANSI Standard 61 for drinking water system components – health effects; minimum requirements for materials in contact with potable water and water treatment.

- Each cartridge comes with one free static mixing nozzle.

Setting Times

Cure Time	Gel Time
10 hrs minimum at 68°F (20°C)	20 minutes at 68°F (20°C)

Installation Specifications

Anchor Dia.	3/8"	1/2"	5/8"	3/4"	7/8"
ANSI Drill Dia.	7/16"	9/16"	3/4"	7/8"	1"
Min. embedment	2 3/8"	2 3/4"	3 3/8"	3 1/4"	3 1/4"



AC100+ Gold



AC100+ Gold is a vinyl ester anchoring adhesive. It is designed to bond threaded rod and reinforcing bar into hardened concrete. Evaluated for use in dry and water saturated concrete. Suitable to resist loads in uncracked concrete base materials for cases where anchor design theory and criteria applies. Evaluated and recognized for freeze/thaw performance, long and short term loading temperature ranges, embedments up to 12 anchor diameters. Each cartridge shipped with mixing nozzle. Cartridge design allows for multiple uses using extra nozzles. Stocked in 10 oz. (use standard caulk gun), 12 oz. and 29 oz. that require a dual cartridge caulk gun.

- International Code Council ESR pending

- Tested in accordance with ICC-ES AC308 criteria for uncracked concrete

- Strength Design method according to ACI 318 Appendix D

- Conforms to ASTM C881, Types I, II, III, IV and V, Grade 3, Classes A & B.

Setting Times

Base Material Temp	Max Work Time (minutes)	Full Curing Time
23°F	90	14 hours
32°F	45	7 hours
41°F	25	2 hours
50°F	15	90 minutes
68°F	6	45 minutes
86°F	4	25 minutes
95°F	2	20 minutes
104°F	1.5	15 minutes

Installation Specifications

Threaded Rod	3/8"	1/2"	5/8"	3/4"	7/8"	1"	1 1/4"	–
Reinforcing Bar	#3	#4	#5	#6	#7	#8	#9	#10
ANSI Drill Dia.	7/8"	9/8"	1 1/8"	7/8"	1"	1 1/8"	1 3/8"	1 1/2"



200 Series
Steel C-Clamp



300 Series
Malleable Iron Clamp

C-Clamps

A variety of C-Clamps to hang All-Thread Rod from steel purlins are stocked. Typically to accommodate 3/8" All-Thread, C-Clamps are available to accommodate 3/8" to 7/8" diameter All-Thread.




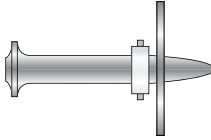

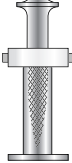




All-Thread Rod

A complete selection of All-Thread Rod is available for immediate shipment. Diameters from 1/4" to 2" are available. A wide selection of materials are available including: Carbon Steel (both plain and plated), Hot Dipped Galvanized, 304 Stainless, 316 Stainless, B-7 High Strength and A-242 Corten-Type. The Threaded Rod is available in 3', 6', 10', and 12' lengths. We can cut-to-length your All-Thread with little or no delay. We also have a wide variety of Hex Coupling Nuts.



P.A.T. & HANGERMate®


PINS FOR POWDER ACTUATED TOOLS							
SHANK LENGTH	.300 Head "D" Series *Knurled for Steel	.300 Head "DW" Series With 7/8" Washer	8mm Head "DH" Series *Knurled for Steel	8mm Head "DHW" Series With 1" Washer	.300 Head "TH" Series	8mm Head "DHT" Series	
5/8" or 19mm*	\$5.05/c	N/A	\$7.23/c	N/A	\$12.05/c	\$15.05/c	
3/4" or 20mm	4.07/c	N/A	6.69/c	N/A	8.79/c	12.58/c	
1" or 27mm	4.18/c	N/A	7.00/c	\$19.35/c	11.20/c	13.95/c	
1 1/4" or 32mm	5.40/c	\$11.54/c	7.49/c	20.60/c	11.31/c	14.06/c	
1 1/2" or 37mm	6.70/c	11.76/c	8.53/c	21.59/c	 LOW VELOCITY LOADS "CS SERIES" STRIP		
2" or 52mm	7.78/c	13.22/c	8.91/c	22.67/c			
2 1/2" or 62mm	8.55/c	13.40/c	11.37/c	17.09/c	25 Caliber	\$10.47/c	
3" or 72mm	8.65/c	12.71/c	13.67/c	14.04/c	27 Caliber	10.47/c	

DH 19mm-37mm & DHW 22mm-37mm fit Hilti DXE37, DXE72, DX400, DX35, DX350, DX35m, DX451, DXA40, DXA41, DX100, DX200 • Other pins and load types are available. Call for more information.

IMPORTANT NOTICE: OSHA regulations require the training and licensing of all powder actuated tool operators.

NOTE: ALL PRICES ARE FOR ORDERS OF 500 PINS AND 500 LOADS. Call for additional quantity discounts.

Note: Hilti is a Registered Trademark of Hilti Fastening Systems, to which Dynamic Fastener Service Inc. has no affiliation.



HANGERMATE THREADED ROD ANCHORING SYSTEM

Use this unique, solid, one-piece threaded rod anchor to support fire sprinklers, piping, cable trays, HVAC/R systems...

Specify anchor that accepts 1/4"-20 or 3/8"-16 threads.

Specify if fastening into wood or concrete or steel.

Select 3/8"-16 anchors with nuts are UL listed and FM approved for 4" pipe in 16 ga. steel (.060") or thicker steel.


Ultimate Average Pull-Out Values: Pounds

Steel Thickness	.062"	.074"	.104"	.111"	.189"	.248"
EZH155 1/2" rod	1739	1944	2420	2570	2809	2809
EZH475 3/8" rod	1739	1944	2420	2570	2809	2809
EZH476 3/8" rod w/nut	2756	2753	2809	2809	2809	2809

Wood 1 1/2" Embedment	Douglas Fir	Southern Pine	Hem Fir
EZG315	2487	2162	1786

Concrete 1 3/4" Embedment	3650 PSI Concrete
EZH370	2188 lbs.

Size	Material	Support Type	Hangs 1/4"-20 Rod	Hangs 3/8"-16 Rod
1/4"-20 x 1T3	Steel	Overhead Vertical	\$56.85/c	\$69.65/c
1/4"-20 x 1T3	Steel	Sidemount Horizontal	75.20/c	83.55/c
5/16"-14 x 2 1/4"	Concrete	Overhead Vertical	63.20/c	73.45/c
5/16"-14 x 2 1/4"	Concrete	Sidemount Horizontal	79.45/c	88.25/c
5/16"-14 x 2 1/4" Type 17	Wood	Overhead Vertical	61.40/c	71.05/c
5/16"-14 x 2 1/4" Type 17	Wood	Sidemount Horizontal	77.10/c	85.70/c



PINS AND GAS TO FIT TRAK-FAST TOOLS

The new pin and gas system developed to fit your Trak-Fast™ tools. Better pins with hot rolled points (not pinched liked the competition) to shoot harder base materials and gas that works great all of the time. Each box contains 1000 pins and a fuel cell guaranteed to shoot 1100+ pins.

Powers Fasteners will repair your Trak-Fast tools and honor your warranty. Your tools will be repaired in just 24 or 48 hours.

A box containing 1,000 3/4" pins and a fuel cell

\$69.25/box

Trak-Fast is a trademark of ITW/Ramset




CARBIDE HAMMER BITS, CHISELS,...



SDS-PLUS CARBIDE TIPPED DRILL BITS

The very popular SDS-Plus carbide tipped drill bits are available in a wide range of sizes and fit a wide variety of tools. The bits are available in 18 different diameters from 3/8" to 1" and over-all lengths from 4" to 24". (Note: Subtract 2" from the over-all length to determine a SDS bits usable length.) (CN)

1/4 x 4" O/A SDS-Plus (25 Pcs. Any Mix)\$3.25/e



STRAIGHT SHANK CARBIDE TIPPED BITS

Straight shank carbide tipped bits are designed to accommodate hammer drills requiring a chuck key. They are available in 13 different diameters from 1/8" to 7/8" and in lengths from 3" to 24" over-all. (Note: Deduct 1" to 2" from the over-all length to determine the bits usable length.) (cs)

1/4 x 4" O/A Length (25 Pcs. Any Mix)\$1.73/e



'A' TAPER CARBIDE TIPPED DRILL BITS

Carbide tipped drill bits with an 'A' taper shank are available in 10 different diameters from 3/16" to 3/4" and over-all lengths from 4" to 15". (Note: Subtract 2" from the over-all length to determine an 'A' taper bits usable length). See the box below for a listing of adapters to accommodate 'A' tapers. (CT)

1/4 x 6" 'A' Taper (12 Pcs. Any Mix)\$10.71/e



QUATRO

SPLINE SHANK CARBIDE TIPPED BITS

For the larger rotary hammers, there are more hammers manufactured to accommodate the spline drive system than any other system on the market. The bits are available in 16 different diameters from 3/8" to 2" and over-all lengths from 12" to 36". (Note: Subtract 5" from the over-all length to determine a spline bits usable length.)

Available in standard single cutter bit or the four surface cutting "Quatro™". The four cutting faces of the Quatro bit increase cutting speed by 15% and extend bit life by 30% - plus vibration is reduced by up to 60% and noise is reduced by up to 30%. The Quatro head design spots accurately and produces rounder holes. Even the life of the rotary hammer is improved because, typically, the amperage draw is reduced. Spline drive bits with Quatro heads are available in 3/8" to 1 1/2" diameters. (CR)

3/4 x 10" O/A SPLINE (Single Cutter) (12 Pcs. Any Mix)\$26.90/e

3/4 x 10" O/A SPLINE (Quatro Cutter) (12 Pcs. Any Mix)\$38.50/e



QUATRO

SDS-MAX FOR LARGE HILTI™ HAMMERS

Save lots of money on your bits to fit certain DeWalt, Bosch & Hilti large rotary hammers. Bits accommodate current or later Hilti model #: TE52, TE54, TE72, TE74 and TE92 or Bosch 11216 or 11309. Available in 12 diameters from 1/2" to 1 1/2" and from 13" to 36" over-all lengths. (Note: subtract 5" from the over-all length to determine this bits usable length.)

This bit has a Quatro 4-cutter head which increases cutting speed by 15%, extends bit life by 30%, reduces vibration by up to 60% and reduces noise by up to 30% as compared to single tipped carbide bits. The Quatro head design spots accurately and produces rounder holes. Even the life of the rotary hammer is improved because, typically, the amperage draw is reduced. (CH)

1/2 x 13" O/A SDS-Max Shank (12 Pcs. Any Mix)\$39.90/e



CORE BITS, 1 PIECE OR 2

Core bits save effort and drilling time because they do not twist drill the dead center area of the hole. Drill 1 1/2" to 5" holes through concrete and screening (not rebar). No water or diamond bits necessary. Rope type thread design on driver facilitates easy disassembly of core bit. (HACB)

3" Core Bit (Bit Only)\$239

8" Driver (Spline or SDS-MAX)\$97



ADDITIONAL ADAPTERS

In addition to the 'A' taper adapters to the right, we also stock the following adapters: (HAAA)

PART #	CONVERTS FROM	TO ALLOW FOR	PRICE
DW5791	Spline Tool	SDS-Plus Bits	\$59.45
0396	SDS-Max	SDS-Plus Bits	90.15
DW5790	Spline Tool	1/2-20 Chuck	28.30
DW5351	SDS-Plus Tool	1/2-20 Chuck	17.30
DW5353	1/2 Chuck & Key	to fit above 2 items	29.95



ADAPTERS TO ACCOMMODATE 'A' TAPER BITS

We have 3 different adapters to accommodate type 'A' taper bits. (HAAT)

PART #	'A' TAPER BITS TO:	MFG. & TOOL P/N	PRICE
0791	SDS-Plus	(See top left box, this pg.)	\$26.90
202A	Spline	(See 2nd box down from top left of pg.)	34.95
0798	Ejector Key		4.40



BULL POINT BITS Standard Demolition Chisel (HABP)

PART #	LENGTH	TOOL ACCOMMODATED	PRICE
0950	12"	Spline	\$12.75
0951	16"	Spline	15.75
0965	12"	To fit Hilti TE52,	13.90
0966	16"	TE60, TE72 & TE92	16.80



COLD CHISELS

For chiseling, scaling, chipping, edging, channeling in brick or concrete. (HACC)

PART #	DIMENSIONS	TOOL ACCOMMODATED	PRICE
DW5779	7/8" x 12"	Spline	\$13.25
0952	1" x 12"	Spline	14.35
DW5780	7/8" x 18"	Spline	15.75
0953	1" x 18"	Spline	19.50
0967	1" x 12"	To fit Hilti TE52,	17.25
0968	1" x 18"	TE60, TE72, TE92	18.90



SCALING CHISEL

For removing weld spatter, scale or concrete from overflow and seepage. (HASC)

PART #	DIMENSIONS	TOOL ACCOMMODATED	PRICE
0955	2" x 12"	Spline	\$22.95
SC18S	2" x 18"	Spline	40.95
DW5349	1 1/2" x 8"	SDS-Max	18.85
DW5837	2" x 12"	SDS-Max	22.85



MORTAR TOOL

For removing old mortar, tuck pointing, caulking and seaming. (HAMT)


PART #	DIMENSIONS	TOOL ACCOMMODATED	PRICE
HS1820	1 1/8" x 15"	Spline	\$33.95
CHMTSX12	1 1/8" x 12"	To fit Hilti TE52, TE60, TE72, TE92	30.85



CONCRETE SLOTTING TOOL

For slotting, cutting concrete, enlarging openings and web breaking between pre-drilled holes. (HAST)

PART #	DIMENSIONS	TOOL ACCOMMODATED	PRICE
0956	1 1/8" x 12"	Spline	\$36.70
0971	1 1/8" x 12"	SDS-Max	36.70




BUSHING TOOL

1 or 2 piece tool for roughing concrete to prepare for resurfacing. (HABT)

PART #	DESCRIPTION	PRICE
CHBTH25T	25 tooth Bushing-Head only	\$40.90
CHBHSPL12	Bushing Driver-Spline	31.85
0975	1-pc. tool for SDS-Max	55.25

DRILL BITS FOR STEEL



Our supplier is gradually and selectively changing their packaging for our drill bits for steel. Rest assured, the new green box and the famous red box are the same premium quality bit made by the same company.

Frac.	Inch	Gauge	mm	Tap Sizes To be used with drills as indicated	Frac.	Inch	Gauge	mm	Tap Sizes To be used with drills as indicated	Frac.	Inch	Gauge	mm	Tap Sizes To be used with drills as indicated	Frac.	Inch	Gauge	mm	Tap Sizes To be used with drills as indicated	Frac.	Inch	mm	Tap Sizes To be used with drills as indicated	
1/64	.0135	80				.0689		1.75			.1575		4.		.2660		H			27/64	.4219		1/2-13	
	.0138		.35			.0700	50		#2-64		.1590	21		#10-32	.2677			6.8			.4331	11.		
	.0142		.36			.0709		1.8			.1610	20			.2717			6.9		7/16	.4375		1/4-18 Pipe	
	.0145	79				.0728		1.85			.1614		4.1		.2720		I		5/16-24		.4528	11.5		
	.0150		.38			.0730	49				.1654		4.2		.2756			7.		29/64	.4531		1/2-20	
	.0156					.0748		1.9			.1660	19			.2770		J			15/32	.4688			
	.0157		.4			.0760	48				.1673		4.25		.2795			7.1			.4724	12.		9/16-12
	.0160	78				.0768		1.95			.1693		4.3		.2810		K			31/64	.4844			
	.0165		.42		5/64	.0781			#3-48		.1695	18			.2812			7.2		1/2	.4921	12.5		
	.0173		.44			.0785	47			11/64	.1719				.2835			7.25			.5000	13.		
	.0177		.45			.0787		2.			.1730	17			.2854			7.3			.5118	13.		9/16-18
	.0180	77				.0807		2.05			.1732		4.4		.2874			7.3		33/64	.5156			5/8-11
	.0181		.46			.0810	46			#3-56	.1770	16			.2900		L			17/32	.5312			
	.0189		.48			.0820	45				.1772		4.5		.2913			7.4			.5315	13.5		
	.0197		.5			.0827		2.1			.1800	15			.2950		M			35/64	.5469			
	.0200	76				.0846		2.15			.1811		4.6		.2953			7.5			.5512	14.		
	.0210	75				.0860	44				.1820	14			.2969			7.6		9/16	.5625			
	.0217		.55			.0866		2.2			.1850	13			.2992			7.6			.5709	14.5		
	.0225	74				.0886		2.25			.1850		4.7		.3020		N			37/64	.5781			5/8-18
	.0236		.6			.0890	43			#4-40	.1870		4.75		.3031			7.7			.5906	15.		3/8-18 Pipe
.0240	73				.0906		2.3			.1875	3/16			.3051			7.75		19/32	.5938				
.0250	72				.0925		2.35			.1890		4.8		.3071			7.8		39/64	.6094				
.0256		.65			.0935	42			#4-48	.1890	12			.3110			7.9			.6102	15.5			
.0260	71			3/32	.0938					.1910	11			.3125			8.		5/8	.6250				
.0276		.7			.0945		2.4			.1929		4.9		.3150			8.			.6299	16.			
.0280	70				.0960	41				.1935	10			.3160		O			41/64	.6406				
.0292	69				.0965		2.45			.1960	9			.3189			8.1			.6496	16.5			
.0295		.75			.0980	40				.1969		5.		.3228			8.2		21/32	.6562			3/4-10	
.0310	68				.0984		2.5			.1990	8			.3230		P				.6693	17.			
.0312		.8			.0995	39			#5-40	.2008		5.1		.3248			8.25			.6719				
.0315					.1015	38				.2010	7			.3268			8.3		43/64	.6719				
.0320	67				.1024		2.6			.2031	13/64			.3281			8.3		11/16	.6875			3/4-16	
.0330	66				.1040	37			#5-44	.2040		6		.3307			8.4			.7031	17.5			
.0335		.85			.1063		2.7			.2047		5.2		.3320			8.4		45/64	.7031				
.0350	65				.1065	36			#6-32	.2055	5			.3346			8.5		23/32	.7188			1/2-14 Pipe	
.0354		.9			.1083		2.75			.2067		5.25		.3386			8.6			.7283	18.5			
.0360	64				.1094	35				.2087		5.3		.3390		R			47/64	.7344				
.0370	63				.1100					.2090	4			.3425			8.7			.7480	19.			
.0374		.95			.1102		2.8			.2126		5.4		.3438			8.7		11/32	.7500				
.0380	62				.1110	34				.2130	3			.3445			8.75		3/4	.7500				
.0390	61				.1130	33			#6-40	.2165		5.5		.3465			8.8		49/64	.7656			7/8-9	
.0394		1.			.1142		2.9			.2188	7/32			.3480			8.8			.7677	19.5			
.0400	60				.1160	32				.2205		5.6		.3504		S			25/32	.7812				
.0410	59				.1181		3.			.2210				.3543			8.9			.7874	20.			
.0413		1.05			.1200	31				.2244		5.7		.3580		T			51/64	.7969				
.0420	58				.1220		3.1			.2264		5.75		.3583			9.1			.8071	20.5			
.0430	57				.1250					.2280	1			.3594			9.1		13/16	.8125			7/8-14	
.0433		1.1			.1260		3.2			.2283		5.8		.3622			9.2			.8268	21.			
.0453		1.15			.1280		3.25			.2323		5.9		.3642			9.25		53/64	.8281				
.0465	56				.1285	30				.2340	A			.3661			9.3		27/32	.8438				
.0469				#0-80	.1299		3.3			.2344	15/64			.3680		U			55/64	.8594			21.5	
.0472		1.2			.1339		3.4			.2362		6.		.3701			9.4			.8661	22.			
.0492		1.25			.1360	29			#8-32	.2380	B			.3740			9.5		7/8	.8750			1-8	
.0512		1.3			.1378		3.5		#8-36	.2402		6.1		.3770			9.5			.8858	22.5			
.0520	55				.1405	28				.2420	C			.3780			9.6			.8906	23.			
.0531		1.35			.1406					.2441		6.2		.3780			9.6			.9055	23.			
.0550	54				.1417		3.6			.2460	D			.3819			9.7		29/32	.9062				
.0551		1.4			.1440	27				.2461		6.25		.3839			9.75		59/64	.9219			3/4-14 Pipe	
.0571		1.45			.1457		3.7			.2480		6.3		.3858			9.8			.9252	23.5			
.0591		1.5			.1470	26				.2500	E			.3860			9.8			.9375	24.			
.0595	53			#1-64	.1476		3.75			.2520		6.4		.3898		W			15/16	.9375			1-14	
.0610		1.55		#1-72	.1495	25			#10-24	.2559		6.5		.3906			9.9			.9449	24.			
.0625					.1496		3.8			.2570	F			.3937			10.			.9531	24.5			
.0630		1.6			.1520	24				.2598		6.6		.3970			10.		31/32	.9688				
.0635	52				.1535		3.9			.2610	G			.4040			10.			.9843	25.			
.0650		1.65			.1540	23				.2638		6.7		.4062			10.		63/64	.9844			1-1/8-7	
.0669		1.7			.1562					.2656	17/64			.4130					1	1.0000				
.0670	51			#2-56	.1570	22				.2657		6.75		.4134			10.5							



TAPS AND DIES

HIGH SPEED STEEL GROUND THREAD

TAPS are pictured above in three varieties (from left to right) Taper, Plug and Bottoming styles. The Taper style is our most popular – accounting for 70% of our tap sales.

CARBON STEEL HEXAGON RETHREADING BOLT DIES are primarily used for dressing over bruised or rusty threads, but may be used for occasional cutting of new threads. No special holder is required for this type of die, any wrench large enough will suffice.

All taps and dies are available in UNC or UNF thread style. (DBD)



ZINC-RICH COLD GALVANIZING COMPOUND

This high performance epoxy-based coating fuses zinc to the metal substrate to protect against corrosion – equal to or better than hot-dipped galvanizing! A fast-drying, high solids coating that provides maximum protection to steel exposed to severe corrosive environments. Color dull grey.

Zinc-Rich (#740) has the following properties:

- 97%-pure zinc dust.
- Excellent anti-sag and anti-setting properties.
- May be topcoated with conventional metal primers or finish coats.
- Highly resistant to salt corrosion and water.
- Authorized by USDA.
- Meets or exceeds performance requirements for: MIL-P-26915A, MIL-T-26433, MIL-P-21035, MIL-P-46105 and Preece tests.
- 14 oz. can. 12 cans per case.


Also available is "Brite Zinc Cold Galvanizing Compound" (#739). Excellent touch-up for welds or repair of galvanized substrates. It is a sacrificial coating that inhibits rust and corrosion to ferrous metals. 14 oz. can. Color brite grey.

P/N	DESCRIPTION	CANS 1-11	CANS 12-119	CANS 120+
740	Zinc-Rich Compound	\$8.75	\$6.95	\$6.50
739	Brite Zinc Compound	9.80	7.90	7.10



UPSIDE-DOWN MARKING PAINTS

The convenience and ease of a removable spray-through cap and non-clogging spray tip are featured on all Krylon's Upside Down Marking Paints. Two varieties of high-solids, fluorescent upside-down paints are stocked:



1) Solvent-based paint formulas are faster drying than water-based and will work at lower temperatures. Fine spray increases marking control and drives pigment into surface or soil creating a mark that lasts longer than water-based also provides brighter colors for greater visibility.

2) Water-based paint formulas are less-permanent markings than solvent-based and are better suited for environmentally-sensitive areas. Improved economical fluorescent colors. VOC.

"Clear" upside down solvent based protective coating will extend wear and impede fading on chalk lines and such.

• 17 oz. can.

12 cans per case

COLOR	WATER BASED OR SOLVENT BASED*		
	CANS 1-11	CANS 12-119	CANS 120+
Fluorescent Alert Red Orange, Fluorescent Hot-Pink or APWA White, Blue, Fluorescent Green or Clear	\$5.20	\$4.25	\$3.95

*Add 10% for Alert Red Orange Solvent Based

34" Long Pistol Grip Marking Wand\$22.45

Can Holster9.95

DRILL BIT SETS

Our same supreme quality drill bits that come in those popular red square plastic tubes are also available in sets. These bits are designed to drill steel.


The two sets below contain 29 fractional bits starting at 1/16" dia. and ending at 1/2" dia. in 1/32" increments. All organized in a retractable steel case.




P/N	PCS.	DIAMETERS	LENGTH	1-4	5+
18SM	29	1/16" to 1/2" by 1/64"	Stubby (Short)	\$131.55	\$112.60
18HD	29	1/16" to 1/2" by 1/64"	Jobber (Long)	136.40	116.75

STAKE FLAGS

Use for all of your marking, survey or flagging needs. 2 1/2" x 3 1/2" x 21" stake flags come packaged in a bundle of 100 flags.



Part #	Color	1-9 per Bundle	10+ Any Mix /Bundle
64100	Glo-Orange	\$11.30	\$9.80
64101	Glo-Pink	11.30	9.80
64102	Glo-Lime	11.30	9.80




CAR REAMERS

Perfect for re-aligning offset or misdirected holes. Three flats across on the shank. Available from 1/4" to 1 1/8" diameter. (DBR)



Jacobs® HAND-TITE™ KEYLESS CHUCK provides faster bit changeover and 25% higher gripping power than conventional chucks.


MODEL #	CAPACITY	MOUNT	PRICE
30354	3/8"	3/8"-24	\$24.65
31038	1/2"	1/2"-20	38.10
31037	1/2"	3/8"-24	38.10



Jacobs® CHUCK KEYS


MODEL NO.	HANDLE TYPE	PILOT SIZE	USED ON	PRICE
K1	"T"	5/32"	1	\$3.80
K2	THUMB	1/4"	2	5.60
K3	THUMB	5/16"	3, 34 & 14N	6.45
K7	THUMB	7/32"	7	4.75
K30	THUMB	1/4"	31 & 8 1/2N	5.25
K32	THUMB	1/4"	32, 33 & 11N	5.80
KK	"T"	5/32"	DC8, SM8, 74K, 22BA, 23BA, 24BA, 26BA, 29-33	4.55
KG1	"T"	1/4"	1/4" & 3/8" MULTI-CRAFT	2.85
ANY KEYLEASH FOR ABOVE				4.15

IRWIN VISE-GRIP HAND TOOLS



Locking C-Clamps

Item	Length	Jaw Adj.	Throat Height	Throat Depth	Price 10+ Any Mix
24R	24"	12½"	4½"	15½"	\$29.30
18R	18"	8"	4½"	9½"	23.75
11R	11"	3¾"	3¾"	2½"	13.80
9DR	9"	4½"	3½"	4¾"	13.35
6R	6"	2"	2¼"	1¾"	8.75



Swivel Pad Locking C-Clamps

Item	Length	Jaw Adj.	Throat Height	Throat Depth	Price 10+ Any Mix
24SP	24"	12½"	4½"	15½"	\$30.95
18SP	18"	8"	4½"	9½"	24.90
11SP	11"	3¾"	3¾"	2½"	15.50
9SP	9"	4½"	3½"	4¾"	14.40
6SP	6"	2"	2¼"	1¾"	10.95
4SP	4"	1½"	1¾"	1"	9.60



Locking Sheet Metal Tool and Welding Clamp

The 8R® locking sheet metal tool allows smooth and accurate bends or seams. The 9R® helps keep your welding work aligned by utilizing unique U-shaped jaws.


Item	Length	Jaw Width	Throat Depth	Price 10+ Any Mix
8R®	8"	3¾"	1¾"	\$15.15
9R®	9"	2¾"	1¾"	18.75



Curved Jaw Locking Pliers with or without Wire Cutter

Item	Length	Jaw Adj.	Jaw Thick.	Wire Cutter	Price 10+ Any Mix
10CR®	10"	1⅞"	⅜"	No	\$10.30*
FR10CR	10"	1⅞"	⅜"	No	12.40
7CR®	7"	1⅞"	⅜"	No	10.85*
10WR®	10"	1⅞"	⅜"	Yes	10.45
FR10WR®	10"	1⅞"	⅜"	Yes	11.45
7WR®	7"	1⅞"	⅜"	Yes	10.15*
FR7WR®	7"	1⅞"	⅜"	Yes	10.90
5WR®	5"	1¼"	¼"	Yes	10.60
FR5WR®	5"	1¼"	¼"	Yes	10.50
4WR®	4"	1⅝"	¼"	Yes	8.95

*ADD 20% FOR SOFT GRIP VERSION

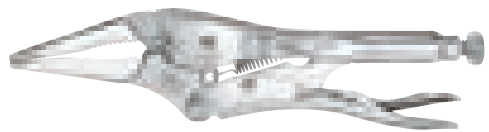


Straight Jaw Locking Pliers

Two sizes—10" and 7" are available in both standard or soft grip handles. Vice-Grip tools lock instantly, release quickly and adjust to pliers action.

Item	Length	Jaw Adj.	Jaw Thick.	Price 10+ Any Mix
10R®	10"	1½"	⅝"	\$10.45
7R®	7"	1¼"	⅞"	10.30*

*ADD 20% FOR SOFT GRIP VERSION



Long Nose Locking Pliers with Wire Cutter

Long nose jaws reach into tight spots where other tools can't. Built-in wire cutter. Adjusts easily for proper locking pressure. Available in 9", 6" and 4" sizes.


Item	Length	Jaw Adj. (opens to)	Jaw Thickness	Price 10+ Any Mix
9LN®	9"	3" at tips, 1¼" at base	⅜" at tips, 1⅝" at base	\$12.95*
6LN®	6"	2¼" at tips, 1" at base	⅝" at tips, ⅞" at base	10.80*
FR6LN®	6"	2¼" at tips, 1" at base	⅝" at tips, ⅞" at base	11.80
4LN®	4"	1¼" at tips, ¾" at base	⅝" at tips, ⅞" at base	10.15

*ADD 20% FOR SOFT GRIP VERSION




Large Jaw Locking Pliers

Item	Length	Jaw Adjustment	Price 10+ Any Mix
12LC®	12"	3⅞"	\$16.50
18DR	18"	7½"	29.25



SPRING CLAMPS

Item	Price 10+ No Mix
58100	\$2.50/e
58200	\$3.30/e
58300	\$6.85/e




LOCKING CHAIN CLAMP

10+ 20R \$24.30/e
VG20EXTension/VG20REplacement
18" chains for 20R \$15/e

You may combine any VISE-GRIP Product on pages 96 and 97 (except replacement parts and Quick-Grip spring clamps) to reach the 10 pcs. price. Less than 10 pcs. add 15%. All VISE-GRIP products are readily available.

IRWIN & KLEIN HAND TOOLS



IRWIN BAR CLAMP

F-style heavy duty I-beam bar clamp capable of up to 1150 lbs. of clamping force. Resists flexing, bowing and features a passive lock.

ITEM	CLAMPING CAPACITY	THROAT DEPTH	PRICE
223212	12"	4 7/8"	\$27.25
223218	18"	4 7/8"	31.75
223224	24"	4 7/8"	34.60
223230	30"	4 7/8"	37.55



IRWIN SL300 BAR CLAMP

One-hand bar clamp provides 300 lbs. of clamping force. Features an I-beam bar to prevent flexing, removable pads and 3/4" throat depth (VG)

ITEM	MAX. OPENING	PRICE 10+ ANY MIX
506QCN	6"	\$23.15
512QCN	12"	27.65
518QCN	18"	30.65
524QCN	24"	32.80
536QCN	36"	37.30

IRWIN

BOLT-GRIP is designed to grip and remove rusted tight, rounded off, painted over, and just plain nasty nuts and bolts. 3/8" sq. dr.


PART #	SIZES	PRICE
394001	3/8", 7/16", 1/2", 9/16" & 5/8"	\$29.00*
394002	5/16", 10mm, 13mm, 1 1/16" & 3/4"	25.75*
1876229	Deepwell set, 1/4"/6mm, 5/16"/8mm, 3/8", 10mm, 7/16"/11mm, 12mm, 1/2", 13mm, 9/16"/14mm, 5/8"/16mm, 17mm, 1 1/16", 3/4"/19mm, 3/8" drive, 1/4" to 3/8" adapter	147.00

*WHILE SUPPLIES LAST



BOLT-GRIP Bolt extractors work much like the bolt grip above but have a 1/4" hex shank to fit most drills and impact drivers.

PART #	SIZES	PRICE
394100	3/16", 1/4", 5/16", 3/8", 7/16", 1/2" & 10mm	\$34.90



IRWIN Unibit

Unibit step drill bit can drill up to 13 different size holes 1/8" thick with just one bit. (UB)


ITEM	HOLES SIZES	SHANK	PRICE 10+ ANY MIX
#1	13 from 1/8" to 1/2"	1/4"	\$19.95
#2	6 from 3/16" to 1/2"	1/4"	19.95
#3	9 from 1/4" to 3/4"	3/8"	36.20
#4	12 from 3/16" to 7/8"	3/8"	41.15
#5	10 from 1/4" to 1 3/8"	7/16"	75.80
#9	2 holes 7/8" & 1 1/8"	7/16"	57.25



FOLDING HEX KEY SETS

Big comfortable nylon Grip-it™ handle. Blades rotate 0-270°.

P/N	DESCRIPTION	PRICE
KL70575	9 Keys. .050" to 3/16"	\$ 6.55
KL70574	9-Key. 3/16" to 1/4"	7.80
KL70570	5 Keys. 3/8" to 3/4"	10.90
KL70573	3/4" to 1 1/2" (6) & 1.5mm to 5mm (6)	10.60
KL70572	Ball End. 5 Keys. 5mm to 10mm	15.10



FOLDING HEX KEY SETS


PART #	DESCRIPTION	PRICE
KL70581	8-Key Set; .050" to 3/16"	\$ 6.55
KL70591	9-Key Set; 3/16" to 1/4"	9.90
KL70579	5-Key Set; 3/8" to 3/4"	12.10
KL70582	7-Key Metric Set; 1.5 mm to 6 mm	7.65

NUT DRIVER OR SCREW DRIVER SETS

Both are 7-piece with cushion grip. Nut drivers contain 3/16" to 1/2". Screwdrivers contain 2 Phillips, 3 cabinet tip and 2 keystone tip. Each set contains only nut drivers or only screwdrivers.



PART #	DESCRIPTION	PRICE
KL631	7-Piece Nut Driver Set	\$57.65
KL85076	7-Piece Screwdriver Set	64.70



CUSHION-GRIP ROUND SHANK SPECIAL PROFILATED® PHILLIPS TIP (KL)

Tips are profilated to provide a more consistent geometric symmetry than conventional phillips drivers.

PART #	POINT SIZE X SHANK LENGTH X O/A LENGTH	PRICE
603-1	#2 x 1 1/4" x 3 3/8"	\$7.50
603-3	#1 x 3" x 6 3/4"	7.55
603-4	#2 x 4" x 8 3/4"	8.65
603-6	#3 x 6" x 11"	11.50
603-7	#2 x 7" x 11 3/4"	9.70
603-10	#2 x 10" x 14 3/4"	10.95



CUSHION-GRIP HEAVYDUTY SQUARE SHANK SLOTTED KEYSTONE TIP

Designed for the most demanding uses. With heavy square shank for wrench-assisted turning.

PART #	Blade Tip Width x Shank Length x O/A Length	PRICE
KL600-1	1/4" x 1 1/2" x 3 3/8"	\$ 7.35
KL600-4	1/4" x 4" x 8 1/2"	9.95
KL600-6	5/16" x 6" x 10 5/8"	11.95
KL600-8	3/8" x 8" x 13 3/8"	16.20
KL600-12	1/2" x 12" x 17 3/8"	19.80



STANLEY POWER TAPES

Choose from either chrome finished Powerlock or the new Fat Max extra wide series. Both have Mylar coated blades to reduce friction and extend blade life. The Fat Max features 11' of stand out, heavy duty bumper, spring and top forward lock. Best of all the Fat Max has a non-slip cushion grip built into the case.

PART #	DESCRIPTION	PRICE		PART #	DESCRIPTION	PRICE	
		1-23	24+			1-23	24+
33-116	3/4" x 16' Chrome Powerlock	\$10.85	\$10.30	33-716	1 1/4" x 16' Fat Max	\$19.10	\$18.15
33-425	1" x 25' Chrome Powerlock	11.75	11.75	33-725	1 1/4" x 25' Fat Max	20.90	19.90
33-430	1" x 30' Chrome Powerlock	14.25	13.55	33-730	1 1/4" x 30' Fat Max	24.05	22.85
33-835	1" x 35' Chrome Powerlock	17.60	16.70	33-735	1 1/4" x 35' Fat Max	31.50	29.90
33-355*	1" x 8M Yellow Powerlock	15.95	15.95				

*Closeout limited to stock on hand



STANLEY or IRWIN UTILITY KNIVES AND BLADES

DESCRIPTION	STANLEY		IRWIN	
	P/N	PRICE	P/N	PRICE
Retractable Knife	10-099	\$ 4.75	2082101	\$4.60
Non-Retractable Knife	10-299	3.35	2081101	4.10
Blades (5 Pack)	11-921	1.28	2084100*	1.76
Blades (100 Pk. Dispenser)	11-921A	14.35	2084400*	25.95
Blades (400 Pk. Bulk)	11-921B	50.80	N/A	N/A
Hooked Blade (100 Pack)**	11-961A	55.15	2087102	35.55

*Bi-metal blade stays sharp three times longer and is virtually unbreakable. **While supplies last.



STANLEY VALUE PACK

What a great package deal. By far, Stanley's #1 most popular power tape (1" x 25' Chrome Powerlock #33-425) coupled with Stanley's #1 utility knife (once again, by far Stanley's most popular retractable utility knife 10-099).

90-082 VALUE PACK **\$11.75**



Crescent RATCHET DRIVES

- Fine tooth (72 teeth) design or a 5 degree swing.
- Chrome Vanadium steel for extra strength.
- Meets ANSI load specs.

PART #	DRIVE SIZE	O/A LENGTH	PRICE
RD08BK	1/4" Square	5 1/2"	\$13.50
RD12BK	3/8" Square	8 3/8"	17.30
RD16BK	1/2" Square	10"	20.55



STANLEY 201 PIECE TOOL SET

This generous tool set includes: 1/4", 3/8" and 1/2" quick release ratchets, 6 point regular and deep sockets with extensions and adapters, 8 combination wrenches, hex keys, assorted bit tips and nut drivers. Chrome Vanadium construction meets or exceeds ANSI standards.

PART #	DESCRIPTION	PRICE
91-988*	201 piece tool set	\$99.95

*While supplies last.



Crescent TOOL SETS

Beauty and brawn. These tool sets are tough enough to meet all of the new ANSI and ASME strength specifications.

P/N	# OF PIECES	SQ DR	PRICE
CTK148MPSET	148	1/4", 3/8", 1/2"	\$114.10
CTK170MP	170	1/4", 3/8", 1/2"	134.25



STANLEY WRENCH AND SOCKET SETS

PART #	SETS	DESCRIPTION	PRICE
85-450	Wrench	11-Pieces, 3/8" to 1"	\$39.95
85-990	Wrench	14-Pieces, 3/8" to 1 1/4"	69.95
85-783	Wrench	20-Pieces, 1/4" to 7/8"	49.95
		8mm-18mm	
85-388	Socket	1/4" Drive, 21-Piece	29.95
85-404	Socket	3/8" Drive, 20-Piece	48.55
85-425	Socket	1/2" Drive, 17-Piece	63.50

MEASURING TAPES



Lufkin STEEL TAPES

High impact polystyrene case. Easy wind nylon drum.

PART #	BLADE SIZE	PRICE
50	3/8" x 50'	\$16.45
100L	3/8" x 100'	24.70



Lufkin FIBERGLASS TAPES

Sturdy open case has a long handle for fast and effortless winding.

PART #	DESCRIPTION	PRICE
FE100	1/2" x 100' Fiberglass-Open Reel	\$19.50
FE200	1/2" x 200' Fiberglass-Open Reel	29.75
FE300	1/2" x 300' Fiberglass-Open Reel	46.95



Lufkin NYLON CLAD

Introducing Lufkin's New Atlas Ny-Clad™, 1/2" flexible steel blade (not 3/8" like many others) coated with a thick layer of nylon. Bright yellow blade with black and red markings.

PART #	DESCRIPTION	PRICE
PS1806N	1/2" x 100' Steel Nylon Clad	\$56.25
PS1808N	1/2" x 200' Steel Nylon Clad	89.40



Lufkin® POWER TAPES

The Lufkin line of tapes includes Hi-Viz P1000 series and the Chrome P2000 series that feature:

- Up to a 9 foot standout on the 1" wide blades.
- Ny-Clad™ nylon powder coated blades that last 5x longer than other heavy duty blades.
- Quad Hook® 4 rivet end hook on 1" tapes to outlast the competition.
- Forward convenient toggle locks and cushioned blade returns.
- Lightweight cases designed to withstand tough jobsite conditions.

PART #	HI-VIZ CASE	PRICE		PART #	CHROME CASE	PRICE	
		1-23 PC.	24+			1-23 PC.	24+
PHV1312	3/4" x 12'	\$ 7.95	\$ 7.50	P2312	3/4" x 12'	\$ 10.45	\$ 9.75
PHV1316	3/4" x 16'	9.20	8.55	P2316	3/4" x 16'	12.60	11.75
PHV1425	1" x 25'	11.85	11.10	P2125	1" x 25'	14.55	13.50
PHV1433	1" x 33'	14.15	13.20	P2133	1" x 33'	17.30	16.15
HV1048CME	1" x 25' (7.6m) eng./metric	12.35	11.50	PS3048CME	1" x 26' (8m) eng./metric	14.95	13.95
AL725	1" x 25' auto-lock	7.85	6.95				
L725MAG	1" x 25' Magnetic tip	9.20	8.60				

L525 Standard or L525SCTMP Self-centering tapes 1"x25' CLOSEOUT \$6.45 while supplies last

Lufkin® FOLDING WOOD RULES



Lufkin's Red End® series. Marked both sides, both edges to 1/16". Inside markings. Numbering begins on inside of rule; measurement lies close to the work. 16" stud centers in red. 6' x 3/8".


PART #	DESCRIPTION	PRICE
066F		\$ 12.65

Lufkin® CONTRACTOR'S MEASURING WHEEL

Measure as fast as you can walk with a contractor's measuring wheel.

- Graduations in feet/inches/8ths.
- Large 12 1/2" diameter wheel accommodates uneven terrain.
- Wheel brake and Reset conveniently located at the handle.
- Folds to 25" for easy storage.
- Retractable handle adjusts for comfortable use.
- Max distance w/o resetting is 9,999 ft. 11 in.

Model #PSMW38 \$79.40



Empire® 1" x 25' Power Tape

So, you can't believe this low price? Well rest assured. These tapes come with a 30 day unconditional 100% satisfaction guarantee or your money back. These power tapes have less than a 1% return rate which is comparable to the high cost competition.

The blade stays stiff extended out 7 1/2'. Black bold numbers on bright yellow acrylic coated blade. Steel belt clip.

Two color choices for case, either yellow or chrome. Add 55¢ for chrome. (EL)

SIZE	COLOR CHOICE	1-47	48+
1" x 25'	Yellow	\$7.60	\$6.95
1" x 30'	or Chrome	9.10	8.35

DYNAMIC FASTENER



CONSTRUCTION MASTER PRO HAND HELD CONSTRUCTION MATH CALCULATOR

- Work in and convert between any building dimension, including metric.
- Built-in right angle solutions.
- Calculate areas, volumes and perimeters.
- Complete stair layouts.
- Roof, rafter and framing solutions.
- Circular calculations: Arcs, circumference, segments and more.

CONSTRUCTION MASTER PRO TRIG

- Same as above yet includes full trigonometric function.
- Find weight per volume.

CONCRETE CALCULATOR

- Calculate area, volume and square-ups.
- Stake-out for drops and drainages.
- Block and footing for material estimates.
- Complete Stair layouts.
- Weight per volume for any material.
- Rebar linear feet and weight for various rebar sizes.
- Truck loads required based on load size.
- Equal sided polygons.
- Circle area, circumference, arcs, post-holes and more.

All 3 include the paperless tape which saves the last 20 entries

Construction Master Pro Calculator	\$85.30
Pro with Trig Plus	\$97.50
Concrete Calculator.....	\$85.30

Super Heavy Duty Tarpaulins



Green/black 10.0 mil super heavy duty industrial poly tarps. The 8x12 weave has plastic corner bars and is double laminated. Heat sealed seams and rust proof grommets every 18". (RPTP)

SIZE	LBS. WT.	1-5	6+	SIZE	LBS. WT.	1-5	6+
12x16'	5.7	\$18.45	\$16.95	25x40'	29.8	\$95.95	\$88.30
16x20'	9.4	30.75	28.25	30x40'	35.3	115.25	105.95
20x30'	17.7	57.60	52.95	40x60'	68.4	229.95	211.60



Cast Iron Pipe Wrenches

Drop forged jaw is heat-treated with hardened teeth for a better bite. Easy-spin adjusting nut is heat-treated for durability. Hammer head design provides a flat surface for hammering. (RT)

PART #	LENGTH/CAPACITY	PRICE	PART #	LENGTH/CAPACITY	PRICE
274105	8" / 1"	\$19.85	274103	18" / 2 1/2"	\$33.95
274101	10" / 1 1/2"	20.65	274104	24" / 3"	48.90
274106	12" / 2"	26.25	274107	36" / 5"	104.70
274102	14" / 2"	27.30	274108	48" / 6"	157.30



Cast Aluminum Pipe Wrenches

40% lighter than cast iron and easier to maneuver. Drop-forged jaw and easy spin adjusting nut are heat-treated for durability. Hammer head design provides a flat surface for hammering. (RT)

PART #	LENGTH/CAPACITY	PRICE	PART #	LENGTH/CAPACITY	PRICE
2074110	10" / 1 1/2"	\$34.40	2074124	24" / 3"	\$94.25
2074112	12" / 2"	46.70	2074136	36" / 5"	153.40
2074114	14" / 2"	48.60	2074148	48" / 6"	299.00
2074118	18" / 2 1/2"	60.95			



RUBBER TIE DOWN STRAPS


GOLDLINE® tie down straps are made of heavy duty fleet grade EPDM rubber. These made in USA straps are weather resistant and have a temperature range of -20F to +130F. Packaged 10 straps per bag. Maximum stretch is conveniently stamped on the back of every strap. Do not exceed maximum stretch.

PART #	LENGTH (w/hooks)	MAX STRETCH	1-9	10-49	FULL BOX OF 50
52210	14"	18"	\$1.80	\$1.58	\$1.38
52215	19"	27"	2.16	1.89	1.65
52221	24"	36"	2.40	2.10	1.83
52231	35"	54"	3.00	2.63	2.29
52241	45"	66"	4.33	3.79	3.30

Different sizes are NOT combinable for quantity price break.

TONS OF PRESSURE REQUIRED TO PUNCH MILD STEEL

Round Hole Diameter	1/8"	3/16"	1/4"	5/16"	3/8"	7/8"	1 1/2"	9/16"	5/8"	1 1/16"	3/4"	13/16"	7/8"	15/16"
Ga.	In.													
20.036	4.5	7.91	11.21	14.61	18.92	22.32	25.62	28.8						
18.048	5.7	9.21	12.41	16.92	21.42	25.83	29.33	32.8						
16.062	6.9	11.51	15.32	19.63	24.53	29.54	34.44	39.7						
14.075	7.1	11.82	15.63	20.33	25.44	30.55	35.66	40.77						
12.105	1.0	12.63	16.64	21.65	26.76	31.87	36.98	42.09						
11.120	1.2	13.54	17.75	22.86	28.07	33.18	38.29	43.40						
10.135	1.3	14.45	18.86	24.07	29.18	34.29	39.40	44.51						
9.150	1.4	15.36	19.97	25.18	30.29	35.40	40.51	45.62						
8.165	1.5	16.27	21.08	26.29	31.40	36.51	41.62	46.73						
7.180	1.6	17.18	22.19	27.40	32.51	37.62	42.73	47.84						
6.195	1.7	18.09	23.30	28.51	33.62	38.73	43.84	48.95						
5.210	1.8	19.00	24.41	29.62	34.73	39.84	44.95	50.06						
4.225	1.9	19.91	25.52	30.73	35.84	40.95	46.06	51.17						
3.240	2.0	20.82	26.63	31.84	36.95	42.06	47.17	52.28						
2.255	2.1	21.73	27.74	32.95	38.06	43.17	48.28	53.39						
1.270	2.2	22.64	28.85	34.06	39.17	44.28	49.39	54.50						
0.285	2.3	23.55	29.96	35.17	40.28	45.39	50.50	55.61						
0.300	2.4	24.46	31.07	36.28	41.39	46.50	51.61	56.72						
0.315	2.5	25.37	32.18	37.39	42.50	47.61	52.72	57.83						
0.330	2.6	26.28	33.29	38.50	43.61	48.72	53.83	58.94						
0.345	2.7	27.19	34.40	39.61	44.72	49.83	54.94	60.05						
0.360	2.8	28.10	35.51	40.72	45.83	50.94	56.05	61.16						
0.375	2.9	29.01	36.62	41.83	46.94	52.05	57.16	62.27						
0.390	3.0	29.92	37.73	42.94	48.05	53.16	58.27	63.38						
0.405	3.1	30.83	38.84	44.05	49.16	54.27	59.38	64.49						
0.420	3.2	31.74	39.95	45.16	50.27	55.38	60.49	65.60						
0.435	3.3	32.65	41.06	46.27	51.38	56.49	61.60	66.71						
0.450	3.4	33.56	42.17	47.38	52.49	57.60	62.71	67.82						
0.465	3.5	34.47	43.28	48.49	53.60	58.71	63.82	68.93						
0.480	3.6	35.38	44.39	49.60	54.71	59.82	64.93	70.04						
0.495	3.7	36.29	45.50	50.71	55.82	60.93	66.04	71.15						
0.510	3.8	37.20	46.61	51.82	56.93	62.04	67.15	72.26						
0.525	3.9	38.11	47.72	52.93	58.04	63.15	68.26	73.37						
0.540	4.0	39.02	48.83	54.04	59.15	64.26	69.37	74.48						
0.555	4.1	39.93	49.94	55.15	60.26	65.37	70.48	75.59						
0.570	4.2	40.84	51.05	56.26	61.37	66.48	71.59	76.70						
0.585	4.3	41.75	52.16	57.37	62.48	67.59	72.70	77.81						
0.600	4.4	42.66	53.27	58.48	63.59	68.70	73.81	78.92						
0.615	4.5	43.57	54.38	59.59	64.70	69.81	74.92	80.03						
0.630	4.6	44.48	55.49	60.70	65.81	70.92	76.03	81.14						
0.645	4.7	45.39	56.60	61.81	66.92	72.03	77.14	82.25						
0.660	4.8	46.30	57.71	62.92	68.03	73.14	78.25	83.36						
0.675	4.9	47.21	58.82	64.03	69.14	74.25	79.36	84.47						
0.690	5.0	48.12	59.93	65.14	70.25	75.36	80.47	85.58						
0.705	5.1	49.03	61.04	66.25	71.36	76.47	81.58	86.69						
0.720	5.2	49.94	62.15	67.36	72.47	77.58	82.69	87.80						
0.735	5.3	50.85	63.26	68.47	73.58	78.69	83.80	88.91						
0.750	5.4	51.76	64.37	69.58	74.69	79.80	84.91	90.02						
0.765	5.5	52.67	65.48	70.69	75.80	80.91	86.02	91.13						
0.780	5.6	53.58	66.59	71.80	76.91	82.02	87.13	92.24						
0.795	5.7	54.49	67.70	72.91	78.02	83.13	88.24	93.35						
0.810	5.8	55.40	68.81	74.02	79.13	84.24	89.35	94.46						
0.825	5.9	56.31	69.92	75.13	80.24	85.35	90.46	95.57						
0.840	6.0	57.22	71.03	76.24	81.35	86.46	91.57	96.68						
0.855	6.1	58.13	72.14	77.35	82.46	87.57	92.68	97.79						
0.870	6.2	59.04	73.25	78.46	83.57	88.68	93.79	98.90						
0.885	6.3	59.95	74.36	79.57	84.68	89.79	94.90	100.01						
0.900	6.4	60.86	75.47	80.68	85.79	90.90	96.01	101.12						
0.915	6.5	61.77	76.58	81.79	86.90	92.01	97.12	102.23						
0.930	6.6	62.68	77.69	82.90	88.01	93.12	98.23	103.34						
0.945	6.7	63.59	78.80	84.01	89.12	94.23	99.34	104.45						
0.960	6.8	64.50	79.91	85.12	90.23	95.34	100.45	105.56						
0.975	6.9	65.41	81.02	86.23	91.34	96.45	101.56	106.67						
0.990	7.0	66.32	82.13	87.34	92.45	97.56	102.67	107.78						
1.005	7.1													



**H.K. Porter™
BOLT CUTTERS**


H.K. Porter's center and end cut bolt cutters. Our AC series cutters have precision cast, aircraft grade aluminum handles. The MC, MCD and ME series cutters have all steel tubular handles. (HK)

PART #	WEIGHT (LBS.)	LGTH.	CUTTING STYLE	CUTTING CAPACITY	PRICE
0090MCD	5.00	18"	Center	3/8"	\$ 58
0190MCD	7.50	24"	Center	7/16"	75
0190AC	3.72	24"	Center	3/8"	77
0090MC	3.50	18"	Center	3/8"	93
0190MC	5.25	24"	Center	7/16"	108
0290MC	8.50	30"	Center	7/16"	132
0390MC	12.88	36"	Center	1/2"	159
0590MC	17.13	42"	Center	9/16"	212
0190ME	5.38	24"	End Cut	5/16"	276

1251L



HDA32E




**EVEREADY® LIGHTS
WATER & IMPACT RESISTANT**

PART #	DESCRIPTION	LUMENS	BATTERIES INCLUDED	PRICE
1151L	2AA LED Flashlight	30	No	\$4.40
1251L	2D LED Flashlight	35	No	5.95
HDA32E	3AAA 2 mode LED Pivoting Headlight	80	Yes	14.85



**ENERGIZER®
ALKALINE BATTERIES**

PART #	SIZE	PACK QTY.	BROKE PKG. PRICE/ea	PACK PRICE/ea
EN91	AA	24	\$.47/ea	\$.40/ea
EN92	AAA	24	.47/ea	.86/ea
EN93	C	12	.99/ea	.86/ea
EN95	D	12	1.45/ea	1.24/ea
EN22	9V	12	1.69/ea	1.44/ea



**Plumb™
FIBERGLASS HAMMERS**

Lightweight, durable fiberglass handle with comfortable cushion grip. Three different grades available with either curved claw or ripping claw. (PH)

PART #	CLAW TYPE	HEAD WEIGHT	GRADE	LENGTH	PRICE
11-400	Curved	20 oz.	Premium	13 1/2"	\$23.30
11-414	Ripping	22 oz.	Premium	13 1/2"	24.80
11-405	Curved	20 oz.	Standard	13 1/2"	21.55
11-418	Ripping	20 oz.	Standard	13 1/2"	21.55
11-894	Ripping	28 oz.	Wood Hndl.	17 1/2"	29.80*

*WHILE SUPPLIES LAST



**Nicholson™ FRAMES &
HACKSAW BLADES**

DESCRIPTION	PRICE
NS80965 The Premier Hacksaw Frame. Screw-operated lever tensions blade up to an amazing 30,000 PSI. Use with 12" Blades.	\$24.95
NS80952 Standard Frame to accommodate 10" or 12" blades.	17.80
Lenox 12" long hacksaw blades. Specify 18, 24 or 32 TPI. Must buy in multiples of 10 (LH)	2.22



**Crescent™
ADJUSTABLE WRENCHES**

Crescent, the original name in adjustable wrenches. Polished head and satin finished handle. Chrome plated. (CW)

PART #	O/A LENGTH	MAX. JAW OPENING	PRICE
AC26VS	6"	3/4"	\$13.65
AC28VS	8"	15/16"	14.10
AC210VS	10"	1 1/8"	18.60
AC212VS	12"	1 5/16"	28.55
AC215VS	15"	1 11/16"	42.65
AC218VS	18"	2 1/16"	73.85



ANTI VIBE HAMMERS

These one piece forged steel hammers feature a patented tuning fork design. They offer three times more vibration reduction than the leading one piece forged steel hammer. Featuring ergonomic handles with a rubber grip molded directly onto the shaft. (SL)

PART #	CLAW TYPE	HEAD WEIGHT	FACE	PRICE
51-941	Curved	16 oz.	Smooth	\$24.65
51-942	Ripping	16 oz.	Smooth	24.65
51-943	Curved	20 oz.	Smooth	28.10
51-944	Ripping	20 oz.	Smooth	28.10
51-947	Framing	22 oz.	Checkered	31.75



**COMPO-CAST
SOFT-FACE HAMMERS**

Non-sparking polyurethane constructed hammers are of one-piece design with no exposed metal. Soft face "dead blow" won't mar surfaces and doesn't absorb liquids. (SL)

PART #	HAMMER WEIGHT	OVERALL LENGTH	PRICE
57-530	10 oz.	10 1/8"	\$23.45
57-531	18 oz.	11 1/4"	29.45
57-532	21 oz.	12 3/4"	34.30
57-533	42 oz.	14"	48.35
57-534	52 oz.	16"	66.30
57-550	5.0 lbs.	19 5/8"	94.30



DOUBLE FACE SLEDGE HAMMERS

High carbon steel, heat-treated, painted black head with machined, polished faces. Select top grade handles. (Never use to strike another hammer. Never use with a loose or damaged handle.)

PART #	NET WEIGHT (HEAD ONLY)	HEAD LENGTH	FACE	HANDLE LENGTH	PRICE
11962	2 LBS.	4 3/8"	1 1/4"	16"	\$16.80
11963	3 LBS.	4 7/8"	1 3/8"	16"	18.70
11969	4 LBS.	4 7/8"	1 1/2"	16"	18.95
11974	6 LBS.	6"	1 3/4"	36"	28.95
11979	8 LBS.	6 5/8"	2"	36"	31.90
11991	10 LBS.	6 7/8"	2 1/8"	36"	36.80
11994	12 LBS.	7 3/8"	2 1/8"	36"	41.75
11997	16 LBS.	8 1/8"	2 5/8"	36"	62.45

SHEET METAL TOOLS



Wiss SNIPS

Wiss Metalmaster Snips have "non-slip" serrated jaws made of extra tough and wear-resistant special molybdenum steel. This provides the extra service demanded by the compound lever action. Maximum recommended cutting capacity is 18 gauge mild steel, unless otherwise noted. (MPW)

PART #	DESCRIPTION	PRICE
M-1R	Cuts Straight and Left, Red Grips. Max cut 1 3/4"	\$14.70
M-2R	Cuts Straight and Right, Green Grips. Max cut 1 3/4"	14.70
M-3R	Cuts Straight, Yellow Grips. Max cut 1 3/4"	14.70
M-300	Cuts Straight, Orange Grips, Max cut 3"	16.95
M-6R	Offset, Straight and Left, Red Grips	17.25
M-7R	Offset, Straight and Right, Green Grips	17.25
M-400	Offset, Straight and Left, 3" Tinner Length Blade	19.95
Holster	Leather or Ballistic Nylon Holster for any Snip	3.95

PART #	DESCRIPTION	PRICE
M-1R-S1	Special series to cut up to 18 Ga. S/S	\$29.95
M-2R-S1	Special series to cut up to 18 Ga. S/S	29.95
M-5R	"Bulldog" to cut up to 16 Ga. Steel	25.35
	Replacement spring for any snip	.49



MIDWEST BENDER/SEAMING TOOL

We offer 2 tools for forming flashing, ductwork, fascia and other sheet metal materials. The MWS59 comes with a 5" and 9" blade. It has a 2" deep jaw with the first 1" marked in 1/4" graduations. Capacity is .030 aluminum. The MWS36 comes with a 3" and 6" blade. It has a 1 1/4" deep jaw marked in 1/4" graduations. The capacity with steel blades is 22 ga. cold rolled steel, 24 ga. stainless steel, 20 ga. aluminum, 22 ga. copper and 22 ga. galvanized. (MP)

PART #	DESCRIPTION	PRICE
MWS36	Tool w/3" and 6" steel blades	\$58.35
MWS59	Tool w/5" and 9" aluminum blades	59.95

90° ANGLED SNIPS

90° angled snips by **MIDWEST**. Cutting action creates less fatigue because user's wrist isn't forced to bend. Makes cutting easier if material can't be turned or when cutting in confined areas. Handle spread is only 5 1/2". Max cut is 1 1/4". Cutting capacity is 24 gauge cold rolled steel.



PART #	UPRIGHT SNIP	PRICE
MPMP6900-L	Cuts Left. Red Grips	\$21.95
MPMP6900-R	Cuts Right. Green Grips	21.95



Wiss HAND SEAMER

High leverage compound action handles for easy metal bending and flattening. Produces a permanent tight fitting seam. 1/4" incremental depth marks on jaw. Polished metal finish and red plastisol grips.

PART #	JAW DEPTH	JAW WIDTH	LENGTH	PRICE
MPWS3	1/4"-1 1/4"	3 3/4"	8 3/4"	\$38.65



Wiss HAND CRIMPER AND NOTCHER

Crimpers used up to 22 ga. sheet metal. Ideal for joining sheet metal pipes of the same size. Notcher produces a true 30° v-shaped cut in sheet metal without slippage. All have compound action and cushioned handles. (MPW)

PART #	USE	THROAT DEPTH	O/A LENGTH	# OF BLADES	PRICE
WC3S	Crimp	1 1/4"	9 1/4"	3	\$25.80
WC5S	Crimp	1 1/4"	9 1/4"	5	\$25.10
HN-1	Notch	1 3/16"	8 1/2"	-	\$38.80



Wiss PATTERN SNIPS

Three styles are stocked for tradesmen: straight, duckbill and bulldog patterns. All have cushion handles and are hand edged for maximum cutting efficiency. (MPW)

PART #	PATTERN	O/A LENGTH	BLADE LENGTH	CAPACITY*	PRICE
A11N	Straight	9 3/4"	2 1/4"	23 Ga.	\$19.75
A10N	Straight	11"	2 1/2"	21 Ga.	23.10
A9N	Straight	12 1/2"	3"	20 Ga.	23.65
W5N	Bulldog	16 1/2"	2 1/2"	16 Ga.	54.70
V19	Duckbill	13"	3"	21 Ga.	25.40

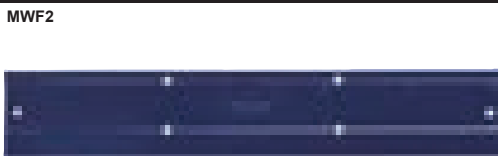
*RECOMMENDED MAX. CAPACITY FOR LOW CARBON COLD ROLLED STEEL.

SHEET METAL TOOLS



These Snips can cut up to 18 gauge cold rolled steel. Double overwind spring is guaranteed for life. 9 $\frac{3}{4}$ " nominal length. KUSH'N-POWER® grips comfort user's hand and prevents steel handles from wearing through. (MPMP)

P/N	DESCRIPTION	PRICE	P/N	DESCRIPTION	PRICE
P6716-L	Cuts Straight and Left. Red Grips	\$13.70	P6516	Offset Long. Cuts 20 ga. and lighter including most low profile corrugations. 1" opening	\$22.15
P6716-R	Cuts Straight and Right. Green Grips	13.70	P657N	Needle Nose Utility Shear/Snip. Capacity 26 ga. steel	14.90
P6716-S	Cuts Straight. Yellow Grips	13.70			
P6510-L	Offset. Straight and Left. Red Grips	19.95			
P6510-R	Offset. Straight and Right. Green Grips	19.95			




FOLDING TOOLS

Made of 16 gauge tempered steel. Double sided throat with preset depths. Use one side for 1" or the opposite side for $\frac{3}{8}$ ". Sight gauges on both sides.

CAPACITY

SS STEEL	CR STEEL	ALUMINUM	COPPER	GALVANIZED
28 ga.	24 ga.	22 ga.	22 ga.	22 ga.

PART #	BLADE LENGTH	PRICE
MWF2	18"	\$29.95
MWF3	24"	30.80



MIDWEST SEAMERS

Bends and flattens soft sheet metal up to 22 gauge. Straight handle or high leverage offset handle. 1 $\frac{1}{4}$ " jaw depth. 8 $\frac{1}{4}$ " nominal length. Only M-S2 has offset handle. (MPMF)

P/N	JAW WIDTH	PRICE
M-S1	3 $\frac{3}{16}$ "	\$40.40
M-S2	3 $\frac{3}{16}$ "	45.05
M-S6	6"	56.40



bendMore

The **bendMore** is used to put the hem on an edge detail for architectural panels (gables and eaves). Made of lightweight aluminum. 24" long mouth. The original **bendMore** can only be used with flat panels.

DESCRIPTION	WT.	PRICE
MP bendMore	2 LBS.	\$53.95



IRWIN AVIATION SNIPS

Irwin® Aviation snips have Precision-Formed™ blades for ease of cut, longer life and greater strength than forged blades. Over-molded soft grips provide better comfort. Cutting capacity in cold rolled steel is 18 ga. and stainless steel 22 ga. length of cut is 1 $\frac{1}{8}$ " and O/A length is 10". (VG)

Item	Description	Price
2073111	Cuts left & straight, Red.	\$13.80
2073112	Cuts right & straight, Green.	13.80
2073113	Cuts straight only, Yellow.	13.80



IRWIN SNIPS

Offset snips keep hands comfortably above work. Precision-Formed™ blades are stronger and last longer than forged blades. Cutting capacity in cold-rolled steel is 18 ga. and in stainless steel 22 ga. Length of cut is 1 $\frac{1}{8}$ " and O/A length is 9 $\frac{1}{2}$ ". (VG)

Item	Description	Price
2073211	Cuts left & straight, Red	\$15.95
2073212	Cuts right & straight, Green	15.95

SHEET METAL TOOLS




Versa-Bender

Bending metal on the jobsite *JUST GOT EASIER*. The Versa-Bender fabricates metal such as counter flashing, saddles, fascia, tile pans and metal panels on the jobsite. It quickly adjusts to the desired bending depth of $\frac{3}{8}$ " to $7\frac{1}{2}$ ". Bends metal along continuous line up to 90° by sliding rollers back and forth along edge of steel. It bends 24 gauge painted metal and .040 aluminum. 5-point adjustable handle. Auxiliary handle on roller shaft for more leverage and less fatigue. Extra roller bearings on the face plate helps keep the metal in place while bending. Foam comfort grips on shafts.

The Double Station Versa-Bender has an additional set of rollers to allow for maximum efficiency, better uniform bending and less operator fatigue as compared to the original single station Versa Bender. (MPV)

VERSA-BENDER	PRICE
Single Station	\$485
Double Station	695



Versa-Hemmer

The Versa-Hemmer compliments the Versa-Bender by completing the 90° bend to a complete 180° fold. The Versa-Hemmer is easy to use on the job-site with no special training needed. It can bend a depth of $\frac{1}{2}$ " to $1\frac{1}{2}$ ". The Versa-Hemmer can bend up to 24 gauge painted steel and .040" aluminum, copper and zinc. Simply insert the metal that is already bent to 90° between the metal disc and the rollers. Slowly slide the disc back and forth to gradually bend the edge of the metal down to 180°. Tool has a top handle and a 3-point adjustable bottom handle for ease and comfort. The Versa-Hemmer is great for hemming panels for valleys, rake edges and interlocking metal. (MPV)

Versa-Hemmer **\$795**



Over the last fifty-five years, Swenson's tried and true pivot shears have proven to be an essential tool out on the job site and in the shop. Easily shear exposed fastener profiles in one quick, clean chop. Blades are specific to the desired panel profile allowing for the best possible, straight cut. Manual operation leaves a clean, burr-free edge and eliminates the hassle of power cords, hot flying metal and hand snips. (MPS)

Extra Blade Sets

Swenson's rugged blade sets will easily last for thousands of cuts. The standard quick-change style adds great versatility to the shear allowing for an easy change to a different panel profile. Unbolt the attached blade set and bolt on a different one. There is no need to disassemble the shear! Extra blade sets are stocked for straight, 90 degree cuts for both the standard R and Ag Panel. (MPS)

Item No.	Description	Price
S42013	R Panel Shear - 36" coverage panel, 12" OC, 1 $\frac{1}{4}$ " rib height	\$795
B42013	R Panel Extra Blade Set	199
S42012	Ag Panel Shear - 36" coverage panel, 9" OC, $\frac{3}{4}$ " rib height	795
B42012	Ag Panel Extra Blade Set	199
BR110	Butler Rib II Extra Blade Set	199



Steel Banding Cart
For 16" coils **\$305**



Industrial Grade Sealer for Steel Banding

Specify 1/2" or 3/4" **\$99**



Industrial Grade Tensioner for Steel Banding

Fits 1/2" or 3/4" wide **\$249**



Seals for Steel Banding

1/2" Box of 5000 **\$232**

3/4" Box of 5000 **\$199**



Coiled Steel Banding (nominal 100 lbs.)


1/2" or 3/4" x .020 **\$142**

CURRENTLY, THIS PRODUCT IS FOB OUR KANSAS CITY WAREHOUSE (BM)




KLEIN
SIDE CUTTING PLIERS
(LINEMAN'S PLIERS) (KL)

PART #	DESCRIPTION	PRICE
D213-9NE	9 1/4" with Blue Plastic-Dipped Handles	\$33.70
J213-9NE	9 1/4" with Comfort Grip Handles	41.10
D2000-9NE	With Ultra-Durable Cutting Knives	43.30
J2000-9NE	With Ultra-Durable Cutting Knives/Comfort Grip Handles	49.95
D213-8NE	8 1/2" With Blue Plastic-Dipped Handles	32.50




KLEIN
SIDE CUTTING PLIERS
(IRONWORKER'S/RODMAN'S PLIERS) (KL)

PART #	DESCRIPTION	PRICE
D213-9ST	9 1/2" with Blue Plastic-Dipped Handles	\$40.95
D2000-9ST	Ditto With Ultra-Durable Cutting Knives	53.90
D201-7CST	8 3/4" For Cutting Soft Annealed Tie Wire	40.95
D2000-7CST	Ditto with Ultra-Durable Cutting Knives	51.45




KLEIN
DIAGONAL CUTTING PLIERS (KL)

PART #	DESCRIPTION	PRICE
D248-9ST	9" Angled Head Pliers for Rebar Work	\$28.30
D228-8	8" with Red Plastic-Dipped Handles	26.45
D2000-28	Ditto with Ultra-Durable Cutting Knives	32.45
D248-8	8" with Angled Head	27.70
D2000-48	Ditto with Ultra-Durable Cutting Knives	34.35




PLIERS (CK)

PART #	DESCRIPTION	PRICE
317	7 1/2" Long Nose Plier with Side Cutter	\$21.95
3017	7 1/2" Long Nose Plier without Cutter	18.75
369	9" Lineman's Plier Hi-Leverage Round Nose	28.75
350S	9" Ironworkers Plier with Coiled Spring	29.95



CUTTING PLIERS (CK)

PART #	DESCRIPTION	PRICE
337	7" Diagonal Cutter, Lap Joint	\$19.80
447	7 3/4" Diagonal Cutter, Box Joint	25.30
357	7" End Cutting Plier (Nipper)	22.85



TONGUE & GROOVE PLIERS (CK)

PART #	DESCRIPTION	PRICE
420	9 1/2" Tongue & Groove Plier 1 1/2" Capacity	\$15.70
430	10" Tongue & Groove Plier 2" Capacity	16.45
440	12" Tongue & Groove Plier 2 1/4" Capacity	18.70



BULL PINS (Broad Head)

A special feature of these Bull Pins is their added resistance to "Mushrooming" from repeated pounding. Below the head, squared-off shoulders have been forged to provide a surface for applying a wrench to loosen wedged Bull Pins. Design of the head also reduces chance of pin slippage.

PART #	TOP DIA. x POINT DIA. x LENGTH	1-5	6+
KL3255	1 1/4" x 5/8" x 13"	\$25.95	\$23.70
KL3256	1 1/8" x 1/4" x 10"	\$25.95	\$23.70



SPUD ERECTION WRENCHES

PART #	BOLT SIZE	NOMINAL OPENING	KLEIN (KL)	
			1-5	6+ ANY MIX
TO FIT U.S. HEAVY HEX NUTS				
3210	1/2" Bolt Size	7/8"	\$37.70	\$33.85
3211	5/8" Bolt Size	1 1/8"	39.85	35.80
3212	3/4" Bolt Size	1 1/4"	44.25	39.80
3213	7/8" Bolt Size	1 7/8"	65.40	58.95
3214	1" Bolt Size	1 5/8"	73.40	65.95
TO FIT U.S. REGULAR HEX NUTS				
3219	1/2" Bolt Size	3/4"	\$37.60	\$33.55
3220	5/8" Bolt Size	1 3/8"	43.60	39.25
3221	3/4" Bolt Size	1"	43.60	39.25
3222	7/8" Bolt Size	1 1/8"	44.45	39.55
3223	1" Bolt Size	1 3/8"	62.30	56.15
3224	1 1/8" Bolt Size	1 7/8"	69.95	62.85
TO FIT U.S. UTILITY HEX NUTS				
3231	5/8" Bolt Size	1 5/8"	\$43.60	\$39.30
3232	3/4" Bolt Size	1 1/8"	48.60	43.90

Metric Sizes available by order. Call for Quote.



TAPERED (spud) HANDLE ADJUSTABLE HEAD CONSTRUCTION WRENCHES

All wrenches are 15" O/A with 1 1/2" jaw opening except CW10JR is 10" O/A with 1 1/8" jaw opening.

MFR.	PART #	1-5	6+ ANY MIX
	CW3239	\$70.95	\$64.55
	KL3239	81.95	73.75
	PT3239	99.95	89.95



TAPERED (spud) HANDLE RATCHET REVERSIBLE CONSTRUCTION WRENCHES

1/2" square drive. 15" O/A length.

MFR.	PART #	1-5	6+ ANY MIX
	PT3238	\$68.80	\$61.25
	KL3238	82.85	75.35



CONNECTING BARS

Provide extra leverage when positioning steel members and aligning bolt holes

PART #	DESCRIPTION	1-5	6+
KL3245	Round Bar 3/4" x 30"	\$51.50	\$46.45
KL3246	Round Bar 7/8" x 36"	64.10	57.70
KL3247	Round Bar 3/4" x 24"	43.30	38.95
KL3248	Round Bar 7/8" x 30"	58.45	52.60
KL3241	Similar to 3245 but Chisel End is straight	46.60	41.95
KLGN3243	Gooseneck Hex Bar 7/8" x 30"	75.95	68.35



GRIZZLY® REBAR HICKEYS


PART #	HICKEY SIZE	BENDS REBAR SIZE	HEAD TYPE & BENDING ANGLE	HANDLE LENGTH	PRICE
64309	1A	#3, 4	Double 65° & 90°	24"	\$153.85
64310	2	#5	Single 65°	40"	147.30
64311	3	#6	Single 65°	40"	165.75
64312	4	#7, 8, 9	Single 65°	60"	233.95



GRIZZLY® BAR

Use to pull spikes, pry, strip forms, roll pipe, a crow bar, remove shingles... Efficient blade angle. 3" wide hardened alloy blade with keyhole nail-pulling slot in center and V-notch in tapered edge. Heavy-duty tubular steel handle. 55 1/2" O/A length. 12.25 lbs.

PART #	PRICE
KL64306	\$104




CONNECTING BAR HOLDER WITH LOCK COLLAR

Designed for use with Klein 7/8" round connecting bars (3246 and 3248). Collar locks onto your bar and allows you to keep your connecting bar on your belt. Prevents the bar from slipping through the loop. Tunnel loop fits belts up to 3 1/2" wide.

PART #	DESCRIPTION	PRICE
5459SLVR	Sleeve Bar Holder with Collar	\$23.40
5459C	Lock Collar only	5.95

METAL WORKING TOOLS



STANLEY PROTO 4-PIECE PRY BAR SET


This set provides all you need for positioning steel, prying or aligning holes.

Part #	Contents	Price
2100	18" aligning pry bar	\$113
	24" aligning pry bar	
	12" rolling head bar	
	16" rolling head bar	



WRIGHT TOOL OFFSET HANDLE STRIKING BOX WRENCHES

Part #	Nominal Opening	1-5 Price	6+ Any Mix
1932	1"	\$46.85	\$41.70
1934	1 1/16"	46.85	41.70
1936	1 1/8"	46.85	41.70
1940	1 1/4"	46.85	41.70
1942	1 5/16"	46.85	41.70
1946	1 7/16"	46.85	41.70
1948	1 1/2"	54.10	48.15
1952	1 5/8"	61.95	55.15
1956	1 3/4"	74.10	65.95



KLEIN BARREL-TYPE DRIFT PIN

Tapers are uniform and blend into body diameter. Tough, drop-forged steel, will properly endpin in use.

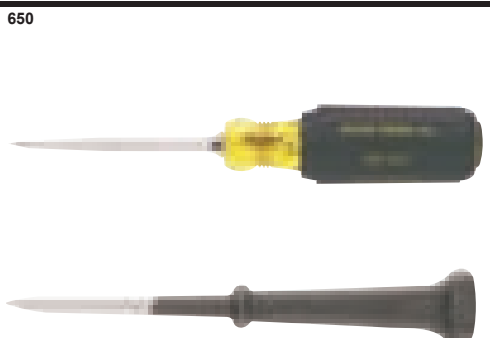
PART #	MAX. DIA. x POINT DIA. x O/A LENGTH	PRICE
KL3260	1 1/16" x 3/16" x 7 1/2"	\$7.80
KL3261	1 3/16" x 7/16" x 8"	7.99
KL3262	1 5/16" x 1/2" x 8"	9.15
KL3263	1 1/8" x 3/8" x 8"	12.10
AJ3264	1 1/8" x 3/4" x 8"	21.50
AJ3265	1 1/8" x 3/4" x 8"	22.95



STANLEY PRY BAR


Forged high carbon steel and heat treated for toughness. All three tools have cutting edges that are beveled and polished. All three tools are 1 3/4" wide. The Super Wonder Bar features a built-in leverage bump. (SL)

PART #	DIMENSIONS	PRICE
55-045	7" Wonder Bar	\$5.80
55-515	12 3/8" Wonder Bar	11.25
55-525	15 1/16" Super Wonder Bar	14.35



KLEIN SCRATCH AWLS

PART #	DESCRIPTION	PRICE
KL650	Cushion Grip, 3 1/2" Blade, 7" O/A Length	\$13.20
KL66385	All Steel, 3 1/2" Blade, 7" O/A Length	13.90



STANLEY PROTO PUNCHES

Description	1 To 5 Price	6+ Any Mix
#41 1 1/2 5 5/8" o/a Center Punch 1/2" Hex, Sharp Point	\$ 8.15	\$ 7.30
#96 3/8 10" o/a Drift Punch 3/8" Hex 3/16" Point	13.30	11.95
#15 3/8 16" o/a Aligning Punch 3/8" Hex 3/16" Point	22.15	19.95




GEARWRENCH 12-PC PUNCH & CHISEL SET

A professional punch and chisel set in a handy vinyl pouch.

Contains:
 1/4"x4 3/4"x1/4" cold chisel, 3/8"x5"x3/16" cold chisel,
 1/2"x6"x3/8" cold chisel, 5/8"x6 1/2"x3/8" cold chisel,
 3/8"x5" center punch, 3/8"x4 3/4"x3/16" pin punch,
 1/8"x5"x5/16" pin punch, 5/16"x5 1/4"x3/16" pin punch,
 3/16"x5 1/2"x3/16" pin punch, 1/4"x8"x3/8" long taper punch,
 3/16"x5"x3/8" starter punch, 1/4"x4 1/2"x3/16" starter.

PART #	DESCRIPTION	PRICE
82305	Punch & chisel set	\$56.80



KLEIN RATCHETING BOX WRENCHES

PART #	DESCRIPTION	PRICE
KL68222	7-Piece Ratcheting Box Wrench Set	\$148.00
KL68245	5-Piece; Offset and Fully Reversible	99.00
KL68242	3/4" x 7/8" Offset	28.00
9700	7-piece Pivot Head Ratchet Combination Wrench Set 3/8", 7/16", 1/2", 5/8", 3/4", 1 1/8", 1 1/4"	114.00



SUNEX TORQUE WRENCH

Tighten bolts with this precision torque wrench. Accuracy within + or -3% and guaranteed to meet or exceed Federal Spec #GGW-00686. All parts, including shaft are heat treated, carbonized, quenched and twice tempered for long life and performance. Metric scale included and comes in a convenient blow molded case.

PART #	CAPACITY	PRICE
9703B*	1/2" sq. dr. 30-250 ft. lbs. torque	\$99.95


WE ALSO STOCK A 1/2" SQ. DR. 20-200 IN. LBS. FOR TORQUING SET SCREWS.



Ratchet Lever Hoist

The double pawl and grade 80 load chain increases hoist safety and durability. Alloy steel hooks rotate 360° for easy rigging. Load tested to 125% of capacity. Complies with OSHA Regulations, ANSI/ASME B30.21 and HST-3 standards.

PART #	LOAD CAPACITY (TONS)	LIFT	HEADROOM (INCHES)	PRICE
187506 Mini	½	10'	9.84	\$164
187607	¾	10'	12.80	231
187609	¾	20'	12.80	256
187613	1½	20'	14.96	333
187615	3	10'	18.88	441



Cable Puller

General purpose pullers designed to lift, lower or pull heavy loads. Features include ⅝" aircraft quality cable and drop forged hooks with safety latches. A concealed spring lever control prevents accidental release. Double solid cast aluminum ratchet wheel brake system holds load securely in any position. Load tested to 125% of capacity. Complies with ANSI/ASME B30.21 standards.

PART #	CAPACITY	LIFT	SNATCH BLOCK	
			INCLUDED	PRICE
180410	1 ton	12'	No	\$39.95
180420	2 ton	6'	Yes	45.30
180440	4 ton	6'	Yes	60.80



Heavy-Duty Bottle Jacks

JHJ Series hydraulic bottle jacks function in upright, angled or horizontal positions for increased versatility. Precision machined and polished cylinders for a leak free durable performance. The piston and rams are chrome plated for additional corrosion resistance. JHJ series jacks comply with ANSI/ASME B30.1 and PALD-1 standards.

PART #	LOAD CAP.(TONS)	PISTON LIFT (in.)	SHIPPING WT. LBS.	PRICE
453305	5	4⅝"	9	\$79.35
453312	12½	5⅝"	18	109.60
453322	22½	6¼"	29	157.50
453335K	35	6¼"	48	335.75



Ratchet Tie Down Straps

Use to secure cargo on trucks, flat bed trailers or other restraint needs. Available in heavy duty 2" wide or medium duty 1" wide. (MP)

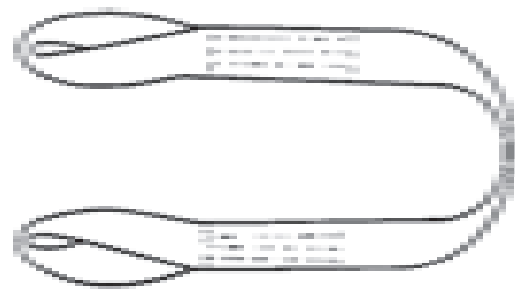
Part #	Hook Type	Strap Width	Strap Length	Working Load Limit	1-5 Price	6+ Price
10P27F	Flat	2"	27'	3,335 lbs.	\$23.75	\$20.90
10P27FH	S-Hook	2"	27'	3,335 lbs.	\$23.75	\$20.90
30R15VS	S-Hook	1"	16'	735 lbs.	\$10.20	\$8.95



Wire Rope Slings

Wire rope slings. Gold painted sleeves guarantees swagging is properly completed. Improved plow steel. Comprehensive ID tag for traceability. Ultimate rated capacities for ⅜": vertical 1.4 tons, choker 1.1 tons, basket 2.9 tons; for ½": vertical 2.5 tons, choker 1.9 tons and basket 5.1 tons. (WS)

SIZE	1-5	6+	SIZE	1-5	6+
⅜" x 6'	\$20.75	\$18.25	½" x 6'	\$26.95	\$23.65
⅜" x 8'	23.65	20.80	½" x 8'	30.60	26.85
⅜" x 10'	26.60	23.40	½" x 10'	34.50	30.45
⅜" x 12'	29.50	25.95	½" x 12'	38.60	33.40



Web Slings

Web slings. Specify "Flat Eye" or "Twisted Eye". Ultimate rated capacities for 2" wide 2-ply is: Vertical 6,400 lbs., choke 5,000 lbs., basket 12,800 lbs. Made by Safeway Sling with their top quality "Gold Standard Webbing." Hot branded leather ID tag on each sling for traceability. Red core safety yarn warning signal. (WS)

TWISTED OR FLAT EYE	PLY	1-5	6+	TWISTED OR FLAT EYE	PLY	1-5	6+
2" x 6'	2	\$20.50	\$19.70	2" x 12'	4	\$89.95	\$84.15
4" x 6'	2	40.55	35.50	4" x 12'	2	69.35	60.85
2" x 8'	2	26.20	22.95	4" x 12'	4	175.95	154.85
2" x 8'	4	68.30	59.90	2" x 16'	2	45.20	39.65
4" x 8'	4	134.80	118.25	3" x 16'	2	72.95	64.20
2" x 10'	2	30.95	27.25	2" x 20'	2	54.85	48.10
2" x 10'	4	80.75	70.80	4" x 20'	2	106.60	93.80
2" x 12'	2	35.70	31.30	4" x 20'	4	260.00	229.50

SHACKLES, WIRE CABLE, ROPE




Campbell® Screw Pin Anchor Shackles


Made in the USA from forged carbon steel. Meets Federal Spec. RR-C-271D, Type IV Size and working load limit permanently shown on every shackle. (WC)

PART #	SIZE	WORKING LOAD LIMIT*	1-49 PRICE	50+ MIX/MATCH
5410605	3/8"	1 Ton	\$5.25	\$4.70
5410705	7/16"	1 1/2 Ton	6.25	5.60
5410805	1/2"	2 Ton	7.25	6.50
5411005	5/8"	3 1/4 Ton	12.20	10.95
5411205	3/4"	4 3/4 Ton	18.50	16.65

*Do not exceed working load limit



CABLE CLAMP



AIRCRAFT CABLE

1x7 GALVANIZED CABLE

Diameter (in.)	Weight (100 ft.)	Breaking Strength	Spool Length in Feet	Price* Per ft.
1/4"	13	4,750	1,000	\$.292
5/16"	21	8,000	2,000	.420
3/8"	28	10,800	1,000	.654
1/2"	52	18,800	1,500	1.20


7x19 GALVANIZED CABLE

Diameter (in.)	Weight (100 ft.)	Breaking Strength	Spool Length in Feet	Price* Per ft.
3/8"	25	14,400	500	\$.550

3/8" Galvanized Cable Clamp **1-99 \$1.99** **100+ \$0.553**

*PRICING IS FOR FULL SPOOLS ONLY

ALL OF THESE PRODUCTS ARE FOB HOUSTON, TX



ELIUM HEAVY-DUTY CABLE
SHEAR #63016 Cuts 1/4" mild steel or 3/16" aircraft cable. 7 1/2" long. **\$81**

ROPE & TWINE

POLY PROPYLENE 3 STRAND TWISTED SPOOLS AND MINI COILS UV STABILIZED

Diameter	LBS./CFT.	RSWL*	MINIMUM BREAK** STRENGTH IN LBS.	100'	600'
1/4"	1.2	192	1,130	\$ 4.95	\$20.70
5/16"	2.8	414	2,440	9.95	43.75
1/2"	4.7	642	3,780	17.25	88.15
5/8"	7.5	952	5,600		119.95
3/4"	10.7	1,300	7,650		182.40

POLY-DACRON FALL PROTECTION ROPE. MEETS ANSI/OSHA SPECIFICATIONS

SIZE	LBS./CFT.	RSWL*	MINIMUM BREAK** STRENGTH IN LBS.	PRICE
5/8" X 600'	9.5	1,804	7,214	\$199.00

POLY PROPYLENE RED HOLLOW BRAID

SIZE	LBS./CFT.	RSWL*	MINIMUM BREAK** STRENGTH IN LBS.	PRICE
1/4" X 1,000'	.5		1,000	\$ 38.50

MANILA 3 STRAND TWISTED

Diameter	LBS./CFT.	RSWL*	MINIMUM BREAK** STRENGTH IN LBS.	100'	600'
1/4"	2.0	54	540	\$ 5.55	\$26.25
3/8"	4.1	122	1,215	10.70	54.60
1/2"	7.5	264	2,385	19.50	96.25


MASONS LINE 100% NYLON SEINE

	LENGTH	PRICE
WHITE #18 TWISTED	8 OZ. TUBE 500 FT.	\$4.50
WHITE #18 BRAIDED	8 OZ. TUBE 545 FT.	6.50

* RECOMMENDED SAFE WORKING LOAD IN LBS.

** MINIMUM BREAK STRENGTH IN LBS. FOR "NEW ROPE"

WARNING: DO NOT USE FOR OVERHEAD LIFTING



DYNAMIC FASTENER

LEVEL-HEADED DECISION

PERFORMANCE AND PRICE THAT ARE BOTH RIGHT ON.



AutoLevel Kits

55-SLVP24ND-24X

- 1/16" @ 200' (1.5mm @ 60m) Accuracy, 300' (92m) Range


\$330



RL25HCK Self-Leveling

- Level, Detector w/bracket, Tripod, Grade Rod
- $\pm 3/32"$ @ 100' (2.4mm @ 30m) accuracy
- 2000' (610m) Range with Detector

\$728



GPL3 3-Beam

- $\pm 1/4"$ @ 100' (6.4mm @ 30m) Accuracy, Interior Range 100' (30m), Self-leveling

PRICE	3+ PRICE
\$116	\$109



Transit-Level Kit

54-200K-20X

- 1/4" @ 75' (6mm @ 22m) Accuracy, 200' (60m) Range

\$450



CST/berger™ LM800 Electronic Self-Leveling

- $\pm 1/16"$ @ 100' (1.5mm @ 30m) Accuracy, 2800' (850m) Range with Detector
- Indoor/Outdoor with up and down plumb

Complete Package
(57-LM800PKG)

\$1,249

GPL5 5-Beam

- $\pm 1/4"$ @ 100' (6.4mm @ 30m) Accuracy, Interior Range 100' (30m), Self-leveling


Free BM3 Positioning Bracker (\$34 value) included.

PRICE	3+ PRICE
\$232	\$218

GCL25 5-Beam w/Cross Line

- $\pm 1/8"$ @ 30' (9.1m) Cross-line, 1/4" @ 30' (9.1m) Points, Interior Range 15' (4.5m) Plumb, 30' (9.1m) Cross, 100' (30m) Horizontal, self-leveling. **Free** WM1 Wall Mount (\$50 value) included.

PRICE	3+ PRICE
\$349	\$328



\$222 PLS3

1/4" @ 100'


- Case, magnetic wall bracket & floor stand

PLS3G

1/4" @ 100'

- Case, magnetic wall bracket & floor stand. 3x's brighter than typical red lasers

\$336




\$310

PLS 180

1/4" @ 100'

- Case, magnetic wall bracket

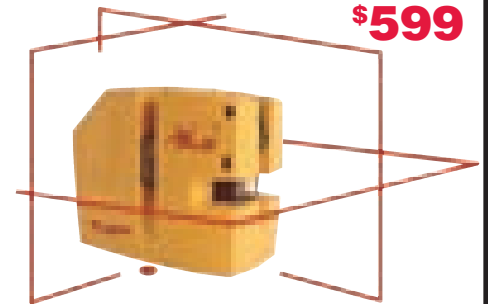


PLS480 System

1/8" @ 60'

- Case, magnetic wall bracket, floor stand, universal tripod adapter and detector

\$599



\$397 PLS5

1/8" @ 100'


- Case, magnetic wall bracket, floor stand & pendulum target

\$397

PLS4

1/4" @ 100'

- Case, magnetic wall bracket & floor stand



PLS505R System

- Fully automatic, self-leveling, horizontal-vertical rotary laser
- Case, remote control, ceiling bracket, detector, 5/8-11 tripod and 9' grade rod
- Working range 500'

\$788



VICES, CLAMPS & LEVELS



IRWIN ADJUSTABLE C-CLAMPS

Irwin adjustable c-clamps feature a double-rolled thread for faster clamping and greater durability. The larger swivel pad reduces marring on the work surface and increases stability. Reduce hand fatigue and use less effort to clamp with the larger handle. (WT)


PART #	OPENING	DEPTH	SCREW DIA.	TEST LOAD LB.	PRICE	
					1-5	6+
225102	2"	1 1/16"	3/8"	450	\$ 2.90	\$ 2.60
225103	3"	2 1/4"	1/2"	900	6.15	5.35
225104	4"	3"	5/8"	1350	10.55	9.20
225106	6"	3 1/2"	5/8"	1350	15.95	13.90
225108	8"	4"	3/4"	1575	22.90	19.95



P/N 226304

WORKSHOP VISE

Heavy duty vises built with the best materials to handle any job. (WT)



- Captured safety jaw to prevent slide from falling out
- Swivel base
- Aggressive replaceable steel jaws
- Incorporated anvil

PART #	JAW WIDTH	JAW CAPACITY	THROAT DEPTH	WEIGHT	PRICE
226304	4"	4 1/4"	2 1/2"	24 LBS.	\$ 76.20
226305	5"	6 1/2"	3 3/4"	39	114.90
226306	6"	8 3/4"	3 3/4"	59	136.65



Framing / Trim Carpentry

PART #	DESCRIPTION	PRICE
37416	16" with Handholes	\$60.00
37424	24" with Handholes	80.00
37448	48" with Handholes	130.00
EL Case	Polyethylene Case for 4' Level	4.00
37472	72" with Handholes	190.00
37478	78" with Handholes	210.00
37496	96" no Handholes	250.00

Magnetic

PART #	DESCRIPTION	PRICE
25100	Die-Cast Torpedo	\$50.00
38616	16" no Handholes	70.00
38624	24" no Handholes	90.00
29924	48", 24" & Torpedo Pro Set	150.00
38648	48" with Handholes	140.00
EL Case	Polyethylene Case for 4' Level	4.00
38672	72" with Handholes	230.00
38532	Jamber Set® 78" & 32"	280.00
38696	96" no Handholes	280.00



I-BEAM LEVELS

- Super strong anodized aluminum construction with shock absorbing end plates.
- True Blue™ vials accurate to within .00050" in all working positions.
- Milled edges to ensure accuracy and center vial has a top read. (EL)

Made in U.S.A. and features Empire's Pro Lifetime Warranty.

PART #	TYPE	LENGTH	PRICE
E80.24	Non-magnetic	24"	\$19.95
E80.48	Non-magnetic	48"	39.95
E80.78	Non-magnetic	78"	59.95
EM81.24	Magnetic	24"	24.95
EM81.48	Magnetic	48"	49.95
EM81.78	Magnetic	78"	84.95
68-048	Case for 4' level	-	4.00



BOX BEAM LEVELS

- Heavy-duty 6061 aircraft aluminum construction with shock absorbing end plates.
- True Blue™ vials accurate to within .00050" in all working positions.
- Large ergonomic eTread™ hand grips.
- Milled edges to ensure accuracy and a 300° view top reading vial. (EL)

Made in U.S.A. and features Empire's Pro Lifetime Warranty.


PART #	TYPE	LENGTH	PRICE
E70.24	Non-magnetic	24"	\$40.85
E70.48	Non-magnetic	48"	54.15
EM71.24	Magnetic	24"	46.70
EM71.48	Magnetic	48"	69.95



IRWIN BOX BEAM LEVELS

IRWIN Box beam levels feature retractable end caps to allow for scribing into and through corners. The continuous edge protects the center vial and allows scribing along the entire length. The Plumb Site® offers dual sided undistorted viewing for easy accurate plumb readings. These are Guaranteed Accurate for life to within .029°. The rare earth magnets are 5X stronger than traditional strip magnets. (EL)


PART #	DESCRIPTION	PRICE
1794077	48" non-magnetic Box beam	\$55.30
1794078	48" magnetic Box beam	61.20



IRWIN I-BEAM LEVELS

Irwin I-Beam levels are made of aluminum in a patented Dual Chamber design that resists twisting 2X more than traditional I-Beams. The MagnaVials™ are easy to read and Guaranteed Accurate for life to within .058°. Rare earth magnets grip metal 5X stronger than traditional strip magnets. (EL)

PART #	DESCRIPTION	PRICE
1794107	48" non-magnetic I-beam	\$34.55
1794108	48" magnetic I-beam	39.55



RAFTER SQUARE

Heavy-duty Magnum™ rafter square is made in the U.S.A. from solid extruded aluminum that will not bend, rust or corrode. Common rafter conversion tables are stamped in the face. The thick edge makes for a safer saw guide. (EL)

2990	7 1/4" Rafter Square	\$9.45
------	----------------------	--------



TORPEDO LEVEL

Two torpedo levels are offered. 9" aluminum frame with polycast protective inserts features a magnetic base and V-groove for pipe work. 9" polycast non-conductive frame has a magnetic base. Both levels read plumb, level and 45°. (EL)

EM81.9 (pictured)	9" Aluminum	\$13.30
331-9	9" Polycast	6.45

KYNAR® PAINT PEN, CHALK & MARKERS



Kynar® Paint Pen

The Drexmet Paint Pen is the first of its kind in the industry and utilizes a fluoropolymer (Kynar® 500) air dry system. This paint pen is a quick 'n easy solution to touch-up scratches on metal panels. It provides a very high quality result in an incredibly inexpensive form. No waste, no spillage, no brushes, no cleanup, no hassles, no problem!

This paint pen will not precisely match the gloss of the paint finish that is factory installed. But it will provide the same Kynar® 500 paint quality. It provides great weatherability. It won't chalk. It will fade along with your painted panels. It is the most economical and effective remedy for panel touch-up work on the market today.

Available in all Drexel Metals stock colors except metallic paints. Six year shelf life if stored in mild temperature conditions. We stock every color that Drexel Metals offers. These are the 28 Drexmet colors available: bone white, regal white, terra cotta, colonial red, brilliance red, burgundy, pacific blue, deep blue sea, slate blue, aged copper, patina green, everglade moss, hemlock, forest green, teal blue, hartford green, island blue, charcoal gray, slate gray, dove gray, sandstone, surrey beige, sierra tan, buckskin, medium bronze, dark bronze, mansard brown, matte black. We also stock MBCI lite stone.

Usage 144 linear inches per pen. (PP)

ANY COLOR	1-11	12+ ANY MIX
Kynar® Paint Pen	\$24.95	\$23.65



Micro-fine for more marking power. Available in 6 colors: blue, red, yellow, white, black and fluorescent orange. Plastic squeeze bottles. (IW)

	8 Oz.		5 Lb.	
	1-23	24+	1-3	4+
Blue, Red, Yellow, Black or White Chalk	\$1.67	\$1.47	\$10.90	\$9.23
Fluorescent Orange Chalk	3.15	2.59	19.23	16.72
			1-5	6+
100' Chalk Line Reel 1932872			\$6.99	\$5.89
100' Fast reel (3½:1 speed) 1932874			10.85	9.35
100' MACH 6 reel (6:1 speed)			17.44	14.43
100' replacement line			1.83	1.69



Lumber Crayons and Holder

Standard ½" hex shape crayon marks on metal, wood, concrete and more. Colors: black, blue, red, yellow and white. (MA)

	12-132	144+
Any one color (MA#200)	\$1.06/e	85¢/e
Crayon holder with slide advance (MA#109)	\$9.70 each	



Sharpie® Fine

Sharpie® Twin Tip

Sharpie® Metallic

Sharpie® markers feature a quick drying ink that is permanent on most hard surfaces. They are non-toxic, fade and water resistant. The Sharpie fine is the original pen style permanent marker. The twin tip increases functionality with both a fine and ultra fine tip. The metallic is perfect for marking on dark surfaces.

Part #	Description	Ctn. Qty.	Broken Ctn.	No Mix Ctn.
MA 35010-SH	Sharpie Fine	36	\$1.20/e	\$1.02/e
MA 32174-SH	Twin Tip 4 Pack	12	\$7.96/pk	\$6.99/pk
MA 39108-PP	Metallic 2 Pack	12	\$3.25/pk	\$2.89/pk



INKZALL® Marker

INKZALL® by Milwaukee writes on dusty, wet or oily surfaces. The durable fine tip writes on concrete, OSB and rough surfaces. Features a handy built-in hard hat clip and non-toxic ink that dries in seconds.


Part #	Description	Ctn. Qty.	Broken Ctn.	Full Qtn.
48-22-3100	Black Marker	36	\$1.89/e	\$1.60/e



King Size™ Marker

Specially formulated permanent ink marker even marks on damp and oily surfaces. The metal barrel and heavy-duty wool felt tip make it perfect for workshop or jobsite use. Black or red. (MA#25)

	1-11*	12-36	48+
Any one color	\$2.33/e	\$1.88/e	\$1.43/e
*BROKEN BOX PRICE			



Carpenters Pencils and Sharpener

Medium lead provides consistent lines and easy sharpening. 7" length.

Part #	Description	1-71	72+
MA66300	Pencils	92¢/e	76¢/e
MA233250	Sharpener	\$4.15 each	



Uni®-Paint Marker

Permanent opaque oil based paint dries quick with a glossy finish. Marks on metal, wood, glass, rubber and more. Colors: metallic silver, black, blue, green, orange, red, yellow and white. (MAV)

	1-11*	12-36	48+
Any one color	\$4.30/e	\$3.48/e	\$2.82/e
*BROKEN BOX PRICE			



& MAGNETIC SWEEPERS



Concrete Placer

Grade, smooth and spread concrete with ease at the proper working angle. Made of 14 gauge steel – reinforced with blade length U-rib stiffening channel plus two full length stiffening breaks. 54" handle included.


PART #	DESCRIPTION	PRICE
CC019	19 1/2" x 4" Blade with hook	\$17.75



Concrete Finishing Broom

Soft, plastic fibered, solid stock broom designed for the brushing down of soft, newly laid concrete surfaces. Bracket and handle not included. By Kraft.

PART #	DESCRIPTION	PRICE
CC172	36" Broom	\$71.35
CC266	6" Handle	21.65
CC494	Bracket	5.45



Concrete Finishing Trowels

Cross ground blades with a high-strength aluminum mounting. Compression fit stainless steel rivets with oversized toe rivet add extra strength. Camel back wood handle.

PART #	SIZE	PRICE
CF217C	14"x4"	\$24.60
CF222C	16"x4"	26.65
CF227C	18"x4"	29.15




Brick Trowels

Precisely forged from high quality carbon steel; tough, yet flexible. Handle is hard wood held in place with a steel ferrule.

PART #	BLADE	DESCRIPTION	PRICE
GG432	5" x 2"	Margin Trowel	\$14.35
GG422	5 1/2"	Pointing Trowel	12.75

CF150



Magnesium Floats

Cast magnesium blades are durable and offer superb floating action. The ends are beveled and corners are rounded for a "broke-in" feel.

PART #	DESCRIPTION	PRICE
CF150	MAG-150™ bevel end float 16"x3 1/2" blade	\$22.00
CF064	ThinLine Pro bevel end float 16"x3 1/8" blade	22.00

CC806



Bull Floats

2 magnesium bull floats are stocked. A 4 rib that is "broke-in" and a multi-ribbed heavy duty version. Both are 48"x8" and include bracket. Order handle separately.

PART #	DESCRIPTION	PRICE
CC806	4 rib broke-in float	\$107.00
CC802	Multi-rib heavy duty float	109.00
CC236	1 3/4"x6' threaded alum. handle	26.55



CC236



MAGNETIC PUSH TYPE SWEEPER

This heavy duty sweeper features an easy load-release. To unload, simply push the sweeper to the desired dumping area (i.e. a piece of cardboard) and pull the lever. As the Magnet rises, collected material is released from the collector plate. This model will pick up 6 lbs. of 8-penny nails, approximately 600 pieces.

Use it to clear work sites and important traffic areas of dangerous scrap iron or scattered ferrous metal objects.

SPECIFICATIONS: 24" sweeping width, 120 sq. in. permanent magnetic surface area, 42" handle, 30 1/2" overall width, 40 lbs. shipping wt. (WB)

PART #	SWEEPING WIDTH	PRICE
WB DFMS24	24"	\$159



HANG-TYPE MAGNETIC SWEEPER

Hang the magnetic sweeper from the forks on your fork truck or from the front bumper of your car or truck. An eyebolt is factory installed at each end of the sweeper to facilitate the hanging process. Maximum operating speed is 5 mph. Although the sweeper will pick up a 3 1/2" long 16 penny nail from 5" off the ground, it is recommended that the sweeper height should be set at 2" to 4" above the terrain. Use rope or chain to hang from a vehicle's front bumper. Use a long rod run thru the eye-bolts to hang from a fork truck. The chain, rope, hanging rod, S-hooks are NOT included.

This super powered, permanent magnet measures 5" wide and 1 3/4" deep. Two lengths are stocked: 36" long and 78" long. Pick-up capacity from a height of 2" for 8 penny nails is: 16.5 lbs. for the 36" magnet and 35.75 lbs. for the 78" magnet.

There is no "release lever" to unload the collection of unwanted ferrous metal objects. To unload, one must wipe the magnet's face with a heavy cloth. Shipping wt: 36" is 38 lbs. and 78" is 80 lbs. (WB)

36" – \$228	78" – \$422
-------------	-------------

CHESTS

Site-Vault™ Locking mechanism requires only one padlock yet offers 50% more locking points. Forklift access from all four sides now.



MODEL #	DIMENSIONS	CU. FT.	WT. LBS.	PRICE
1-652990	36x20x23 3/4"	8.3	103	\$381
1-653990	42x20x23 3/4"	9.3	150	434
1-654990	48x24x27 3/4"	15.4	150	512
1-655990	60x24x27 3/4"	19.3	182	619
1-656990	48x30x33 3/8"	24.3	190	622
1-658990	72x24x27 3/4"	23.2	205	703
601040	4" CASTER SET			108
602040	6" CASTER SET			125



SLOPE LID

MODEL #	DIMENSIONS	CU. FT.	WT. LBS.	PRICE
1-680990	60 1/2 x 30 x 37 1/2"	32.7	330	\$917
601040	4" CASTER SET			108
602040	6" CASTER SET			125

PIANO BOXES

Site-Vault™ Locking mechanism requires only one padlock yet offers 50% more locking points. Forklift access from all four sides now.



MODEL #	DIMENSIONS	CU. FT.	WT. LBS.	PRICE
1-681990	48x31x50"	38	286	\$984
1-682990	61x30x50"	47.5	334	984
1-688990	60x30x38"	34.5	270	936
1-689990	74x31x50"	56.5	430	1,217
601040	4" CASTER SET			108
602040	6" CASTER SET			125



LIFTING SOLUTION STEEL CHEST

Recessed lifting points. Added 12 ga. steel plate bottom reinforcement. Site-Vault™ security system with bolt cutter proof housing. JOBBOX lifting sling assembly sold separately.

P/N	DIMENSIONS	CU. FT.	WT.	PRICE
1-659990	48x24x27 3/4"	15.4	150	\$679
88000	6' Sling Assy.	N/A	38	718



ALUMINUM TOPSIDE

12" high reinforced doors. See box below in steel topside boxes truck selection chart for the meaning of ■ and ●. Shown with optional shelf (9069-2) is \$46.

P/N	LENGTH	CU. FT.	WT.	PRICE
■ 866980	72"	8.4	69	\$767
● 868980	87"	10.1	81	821
● 869980	96"	11.3	88	824



BLACK ALUMINUM CROSSOVER

♥ Fits full size Ford, Chevy, Dodge, GMC short and long wheelbase trucks, excluding Ford super-duty and F150 crew cab. ♣ Fits 8' long bed full size Ford, Chevy, Dodge and GMC wide bed trucks, excluding Ford super-duty and F150 crew cab. ♦ Fits Ford super-duty, GM H/D and Dodge Ram.

P/N	DESCRIPTION	CU. FT.	WT.	PRICE
♥ JAC1387982	Full size/deep	10.7	75	\$741
♣ JAC1389982	Full size/deep/wide	17.5	97.5	791
♦ JAC1388982	Full size super deep	13	79	777



ALUMINUM INNERSIDE

Fits all long and short wheelbase trucks.

P/N	LENGTH	CU. FT.	WT.	PRICE
JAN1444980	47"	2.9	36.5	\$515
JAN1445980	58"	3.6	41.5	546



WELDERS TOOL CHEST

Made of heavy duty 16 gauge steel to last a lifetime. Features swing down side handles, padlock hasp and durable textured powder paint finish. Can ship UPS.

MODEL #	DIMENSIONS	CU. FT.	WT. LBS.	PRICE
650990	30"x16"x12"	3.3	37	\$164

SAVE 5%


SAVE 5% from prices shown if you buy 4 or more (any mix) of any items on this page excluding caster sets.

Other "JOBBOX" and "PAYLOAD PLUS" products that are currently stocked include:

MODEL #	DESCRIPTION	PRICE
651990	Utility chest 31" x 18" x 15.5"	\$336
JSC1397980*	Single lid cross over truck box for compact trucks	599
9810*	Dual lid cross over truck box for compact trucks	299

*Close-out, limited to stock on hand.

Master Locks, , TIE-WIRES




Pro Series Weather Tough® (pictured above) features body and cylinder covers to protect from water, dirt and grime. Body width 2-1/8".

Model #6121KA...\$17.35/e

Pro Series High Security Locks (not pictured) feature a solid metal shroud to protect against bolt cutters. Body width 2-1/8".

Model #6321KA...\$23.20/e

Why pay list price at the hardware store when you can **SAVE OVER 40%** on your Master Locks from us?



New lower prices on Master Locks. The below prices are valid unless you are purchasing a specific key # that we do not carry and the purchase quantity is not a master carton. Orders for specific key #'s that are not a stocked item require a 25% upcharge and must be ordered in multiples of 6. But there are not any pricing conditions if you are ordering a stocked item or if you are ordering a full case quantity.

PART #	1KA	1KD	1LJKA	3KA	3KD	3LFKA	5KA	5KD	7KA	7KD
Body Width	1 3/4"	1 3/4"	1 3/4"	1 1/2"	1 1/2"	1 1/2"	2"	2"	1 1/8"	1 1/8"
Shackle Dia.	5/16"	5/16"	5/16"	3/32"	3/32"	3/32"	3/8"	3/8"	3/16"	3/16"
Horizontal Shackle Clearance	3/4"	3/4"	3/4"	5/8"	5/8"	5/8"	15/16"	15/16"	1/2"	1/2"
Vertical Shackle Clearance	15/16"	15/16"	2 1/2"	3/4"	3/4"	1 1/2"	1"	1"	3/4"	3/4"
Keyed Alike?	Yes	No	Yes	Yes	No	Yes	Yes	No	Yes	No
Carton Quantity	24	24	24	24	24	24	24	24	24	24
Less than Carton Qty. Price	\$9.90	\$8.85	\$11.60	\$8.65	\$7.70	\$9.95	\$12.95	\$11.15	\$6.80	\$5.95
Carton Qty. Price	\$8.60	\$7.70	\$10.10	\$7.50	\$6.65	\$8.70	\$10.70	\$9.65	\$5.95	\$5.30

Also in stock is Master Lock's Model #175. It is a resettable combination lock—makes remembering your combination easy. You program in any 4 digit combination from the 10,000 possible settings. Perfect for giving others temporary access. 2" body width. Solid brass case.

MODEL #175**\$17.85**

Padlock Security
Provided By



Master Lock




SERIES 700

This made in the U.S.A. solid steel body lock provides industrial security. The 5-pin cylinder is pick resistant and the case hardened body has a double-ball lock mechanism to resist pryout.

700 Keyed Different
1-23 pc. **\$25.90** 24+ **\$23.30**

700 Keyed Alike
1-23 pc. **\$26.50** 24+ **\$23.90**

MAKE SADDLE TIES AND FIGURE EIGHTS WITH EASE USING OUR POPULAR 16 GA. BLACK ANNEALED TIE WIRE AND DOUBLE LOOP TIES



WIRE STOCKED IN
3 1/2 LB. COILS



MOST DOUBLE LOOP
TIES 5M ROLL

TYPICAL REBAR TIE SIZES										
REBAR SIZE	NOM. DIA.	NO. 2	NO. 3	NO. 4	NO. 5	NO. 6	NO. 7	NO. 8	NO. 9	NO. 10
4	1/2"	5	5	5	6	6	8	8	8	8
5	5/8"	5	5	6	6	8	8	8	8	10
6	3/4"	6	6	6	8	8	8	8	10	10
7	7/8"	8	8	8	8	8	8	10	10	10

OTHER GAUGES AND COATINGS AVAILABLE ON REQUEST

TORX BITS, SOCKETS, FANS & HEATERS

ALL STYLES OF TORX FASTENER BITS TO INSTALL BUTLER MFG'S. FASTENERS ARE IN STOCK AND PRICED AS FOLLOWS:



BUTLER MFG. SCREW TYPE	TORX HEAD #	SCREWGUN					1/2" IMPACT WRENCH		
		1 1/8" O/A ONE-PIECE BIT (WEDGED)	2 3/4" O/A ONE-PIECE BIT (WEDGED)	1/4" INSERT BIT	1/4" INSERT BIT (WEDGED)	1/4" MAGNETIC HOLDER	5/16" INSERT BIT	5/16" INSERT BIT (WEDGED)	NON-MAG. HOLDER FOR 5/16" INSERT BIT
CLIP SCREW	T-25	\$3.75/e	\$4.95/e	-	\$1.70/e	-	-	-	
TRIM SCREW	T-27	\$3.75/e	-	-	\$1.70/e	-	-	-	
SELF DRILLER	T-30	\$3.75/e	\$4.95/e	\$1.95/e	\$1.70/e	1/4" \$6.90/e	\$1.85/e	\$3.75/e	\$6.80/e
SCRUBOLT	T-45	-	-	-	-	-	\$1.85/e	\$3.75/e	\$6.80/e

Note: To install the T-30 selfdrilling screw, using a screwgun is preferred and recommended vs. an impact wrench.

2824



Deepwell and Standard Length Impact Socket Sets

These square-drive socket sets are designed to withstand the extreme forces that are generated by high torque electric impact wrenches. Sockets are manufactured with high quality alloy steel (chrome-molybdenum) that meets or exceeds ASME specifications. The radius corners on the hex and square drive result in extended life and reduced wear on fasteners. All sockets are non-magnetic.

PART #	SQ. DR.	LENGTH	PCS.	INCLUDES	1-4 PRICE	5+ PRICE
2650	1/2"	Standard	13	7/16, 1/2, 9/16, 5/8, 11/16, 3/4, 13/16, 7/8, 15/16, 1, 1 1/16, 1 1/8, 1 1/4" sockets in plastic case	\$56	\$49
2651	1/2"	Deepwell	13	Ditto above but deepwell & in a plastic case	90	81
2824	1/2"	Deepwell	24	5/16, 3/8, 7/16, 1/2, 9/16, 5/8, 11/16, 3/4, 13/16, 7/8, 15/16, 1, 1 1/16, 1 1/8, 1 1/4, 1 1/2, 1 3/4, 1 7/8, 2" sockets in plastic case	221	199
4681	3/4"	Deepwell	8	1 1/16, 1 1/8, 1 1/4, 1 3/8, 1 1/2, 1 5/8, 1 3/4" sockets in plastic case	140	126
4638	3/4"	Deepwell	14	3/4, 13/16, 7/8, 15/16, 1, 1 1/16, 1 1/8, 1 1/4, 1 1/2, 1 3/4, 1 7/8, 2" sockets in plastic case	236	212
5681	1"	Deepwell	8	7/8, 15/16, 1, 1 1/16, 1 1/8, 1 1/4, 1 1/2" sockets in plastic case	176	158



Combination Radiant & Fan Forced Heater



Specifications: 120V single phase, 5120 BTU's max per hour, 6' 3 conductor cord, temp control thermostat, safety systems; tip switch and over heat thermostat, dim 11"x15"x12", 9 lbs. shipping wt.

P/N	DESCRIPTION	1-2	NO MIX 3+
198TMC	Radiant & Fan Forced Heater	\$112	\$99

30" Commercial Circulator Pedestal Fan



This commercial grade air circulator features steel hub/spider aluminum paddle blades and coated steel guards with retaining clips. Comes with an SJT type 3 conductor, 9' long cord and operates with a pull chain switch.

Pedestal pole adjusts center of fan from 43" to 60". Meets OSHA standards. UL listed. 1-year limited warranty. Can ship UPS as an oversized package.

Specifications: 3-speed, 6000/5500/4800 CFM, 1/4 hp motor, 1-phase, 120V ball bearing, permanently lubricated, open ventilated, permanent split capacitor. 66 lbs. shipping weight.

P/N	DESCRIPTION	1-2	NO MIX 3+
CACU 30P	30" Pedestal Fan	\$275	\$242



36" Direct Drive Portable Blower

Powder coated 20 ga. steel housing with spiral wire front and rear guards. 5" rubber wheels. Aluminum blades, rotary switch and SJT type - 3 conductor 10' cord. Meets OSHA standards. UL listed. 1-year limited warranty.

Specifications: 2-speed 1/2 hp motor, single phase, 120V, ball bearing, open vented, permanently lubricated. 8200/7000 CFM, 70 lbs. shipping weight.

P/N	DESCRIPTION	1-2	NO MIX 3+
CPB 36D	36" Direct Drive Fan	\$409	\$360



FRAMERS COMBO APRON 19 POCKET

Adjustable padded suspenders, 5" padded belt with double roller buckle and patented pouch handles.

PART #	PRICE
DG5641	\$69.95



NAIL & TOOL POUCH
RIGHT OR LEFT HAND

PART #	PRICE
42245 (R)	\$37.55
42246 (L)	37.55



CANVAS WELD ROD BAG
#4 CANVAS, 2½" DIAMETER X 15½" BACK DEPTH

PART #	PRICE
5471	\$20.45



BULL PIN/BOLT BAGS
AVAILABLE IN CANVAS OR LEATHER. TUNNEL LOOPS OR 2 LOOPS

PART #	STYLE	PRICE
5416	2 LOOPS	\$17.95
5416T	TUNNEL LOOPS	19.65
5416L	DITTO BUT LEATHER	56.45

ADDITIONAL ITEMS

PART #	DESCRIPTION	PRICE
19449U	18 Pocket framers oiled apron	\$99.95
19427	12 Pocket oiled work apron	63.75
174274	12 Pocket work apron	43.50
427	12 Pocket suede leather work apron	23.25
367	Gel Knee pads	19.25
E4501	1¾" wide leather belt 29-46" waist	11.55
5625U	5" padded belt S-L waist	24.95
DG5120	Angled drill holster, ballistic poly	14.60



NYLON WEB BELT
HEAVY-DUTY 2" WIDE, ONE SIZE FITS ALL, RUGGED QUICK RELEASE METAL BUCKLE

PART #	PRICE
5705	\$18.15



LEATHER BELT
HEAVY-DUTY, 2" WIDE PLEASE SPECIFY SIZE: S, M, L OR XL; XL ADD 10%

PART #	PRICE
5415	\$32.45




CANVAS TOOL BAG

PART #	PRICE
5102-24	\$69.85



SNIP HOLDER
(Snip not included)
Choose either Leather or ballistic Nylon

PART #	PRICE
5858	\$3.95




SNAP LOOP
MADE OF ULTRA-HYDE

PART #	PRICE
5458	\$12.80




BULL PIN HOLDER
PLEASE SPECIFY TUNNEL LOOP OR 2 SLOTS

PART #	STYLE	PRICE
5417T	TUNNEL LOOP	\$22.95
5417	2 SLOTS	18.15



WRENCH HOLDER
PLEASE SPECIFY TUNNEL LOOP OR 2 SLOTS


PART #	STYLE	PRICE
5459T	TUNNEL LOOP	\$22.75
5460	2 SLOTS	19.45



TIE-WIRE REEL

Rugged, lightweight reel feeds pre-coiled wire smoothly. 6¾" x 2⅝" (See Pg. 115 for Tie-Wires).

PART #	PRICE
27400	\$48.25



TOOL LANYARDS
See pg 129 bottom/left for more details about complete offering.

PART #	CAP	CARABINER	LOAD	
			1-9	NO MIX! 10+
7AL	7	Alum	\$8.30	\$7.25
15AL	15	Alum	11.35	9.95
15SS	15	S/S	17.95	15.75
30SS	30	S/S	21.85	19.25



STRAIGHT-WALL BUCKET
#6 DUCK CANVAS, 12" DIAMETER X 15" HEIGHT

PART #	PRICE
5109	\$44.95



LEATHER BOTTOM BUCKET
#1 CANVAS, 100 LB. RATING 12" DIAMETER X 17" HEIGHT

PART #	PRICE
5104	\$79.65

P/N 1685-01



GOTT
Commercial Coolers

These are not the cheap style of coolers that relies on air pockets as the provider of insulation. These coolers are manufactured with double wall high density polyethylene with urethane foam injected between the walls. Extra thick insulation will keep your drinks hot or cold. Fast flow faucet resists clogging. Meets OSHA requirements. (RM)

PART #	COLOR	CAPACITY	PRICE
1683-01	Orange	3 gal.	\$32.80
1685-01	Orange	5 gal.	34.20
1610-01	Orange	10 gal.	69.95



SIZE	# PER CASE	PRICE /EACH	BOUGHT IN CASE LOTS
11 Oz. Smart Straw	12	\$9.15	\$7.50
1 Gal. Spray Applicator	4	34.10	27.45
	4	5.30	4.45



Cooler Accessories

A universal mounting bracket and universal cup dispenser are in stock to accommodate Gott water coolers. (RM)

PART #	DESCRIPTION	PRICE
8257	Cup dispenser for 4-6 oz. cups	\$ 14.40
1640	Universal Bracket for 3-10 gal. coolers	55.35



BUCK FOLDING BANTAM® BHW

Features a 3 3/8" drop point 420 HC steel blade. Knife is 5 1/2" closed and weighs 3.2 oz. It has a glass reinforced textured nylon handle and removable stainless steel clip.


BUCK P/N	LIST	PRICE
286BKS	\$33.00	\$23.60



BUCK FOLDING PROFESSIONAL & SHEATH

3 3/4" clip blade; 4 7/8" closed. Wood grain handles; brass bolsters. Leather sheath with belt loop.

BUCK P/N	LIST	PRICE
BK110	\$77.00	\$57.15



DRY TYPE CONTROL TRANSFORMER

Reduce 240v to 120v or 480v to 240v single phase.
Type: QB 3KVA, 50/60 Hz, Class 180.
Temperature range: 40°C ambient not to exceed 110°C.
Dimensions: 11" x 10" x 7 3/4"
Weight: 60 lbs.

*Installation should be by qualified electrician only. A minimum clearance on top and side of 6" is required.

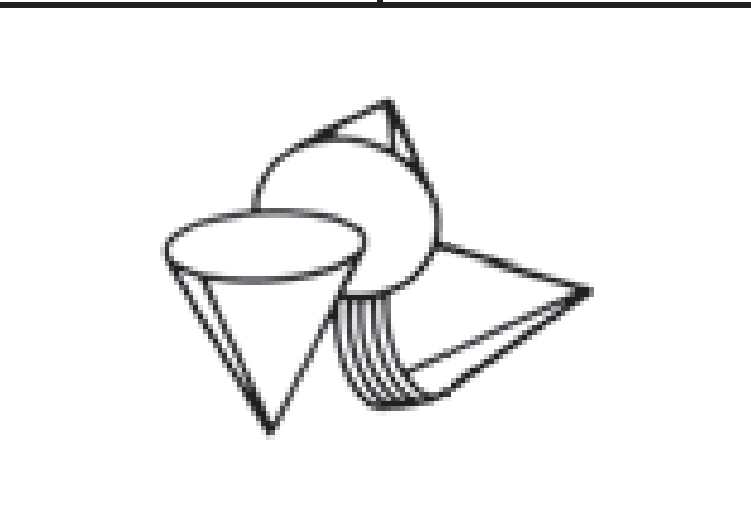
EC 3KVA	\$495
---------------	--------------



BUCK NANO BANTAM™

This compact lockback knife weighs less than an ounce, yet has a 1 1/8" drop point blade. It is contoured with a finger groove and lanyard hole.

BUCK P/N	LIST	PRICE
BK283BK	\$19.00	\$13.75



Two styles of Solo Cups are stocked. 1) Model #4R is 4 oz. cup with a rolled rim and 2) Model #156 is 6 oz. cup with rolled rim.

MODEL NUMBER	OZ.	CUPS/SLEEVE	SLEEVES/CASE	PRICE/SLEEVE	PRICE/CASE
IL4R	4	200	6	\$5.95	\$32.88
IL156	6	200	12	10.95	116.40

Sqwincher®

The best at muscle preservation, isotonic composition, electrolytes and great taste!

MAXIMUM HYDRATION:

Liquids that are not isotonicly formulated (like water) are absorbed into the bloodstream slowly so you do not get fully hydrated. Sqwincher is isotonicly formulated to absorb quickly.

BUILD AND KEEP STRONG MUSCLES:

When you sweat you lose more than just water. Along with water you can lose magnesium, potassium, sodium and calcium. Sqwincher replaces all those and more, so you can keep your muscles and bones strong and healthy.

ELECTROLYTE REPLACEMENT:

Have you ever felt like you'd been run over by a truck after you were done exercising? That's the feeling you get when you are low on electrolytes. Sqwincher replaces those missing electrolytes so you can keep your energy up.

GREAT TASTE:

With Sqwincher, you'll never have to remind yourself to drink fluids. Great taste guarantees that you'll stay hydrated because you enjoy what you are drinking. No more choking down drinks that taste like cough syrup because you have to.

QUIK STICK® Zero calorie turns a 20 oz. bottle of water into an individual serving of Sqwincher. Available in Orange, Fruit Punch, Mixed Berry, Lemonade, Grape, Raspberry, Peach Tea, Strawberry and Cool Citrus. (SQ)

YIELD	CASE PACK	1-9 CASE MIX/MATCH	10-49 CASE MIX/MATCH	50+ CASE MIX/MATCH
20 oz.	50	\$24.90/cs	\$22.20/cs	\$19.50/cs


SQWINCHER 23.83 oz. makes 2 1/2 gallons. Available in Cherry, Mixed Berry and a Variety pack (in full case only) containing Lemon-lime, Fruit Punch, Grape and Orange. (SQ)

YIELD	CASE PACK	BROKEN CASE	1-4 CASE MIX/MATCH	5+ CASE MIX/MATCH
2 1/2 Gal.	32	\$4.62/pk	\$4.13/pk	\$3.63/pk



HAND TOWELS, PROTECTIVE SLEEVES & WORK GLOVES

 **Kimberly-Clark®**
Professional




Waterless Hand Wipes

Premoistened heavy duty towel that cleans and conditions your hands. Quickly removes: dirt, tar, paint, oils, urethane, grease, caulk, adhesives, sealants, epoxy, lubricants, ink & dye. 75 10 1/2" x 12 1/4" towels per bucket. (MAS)

Shop Towels

Teri® reinforced wipes by Kimberly-Clark® are an ideal substitute for shop rags. More uniform than shop rags and less expensive than rental towels. Reinforced to withstand extra scrubbing. 180 12.5" x 16.8" towels per dispenser box.

PART #	DESCRIPTION	1-5 PRICE	6+ PRICE
91371	Waterless Hand Wipes	\$19.95	\$17.70
34015	WYPALL X60 Shop Towels	25.80	23.75



Cut Resistant Protective Sleeves

2-ply spun DYNEEMA®/Nylon blend sleeves offer additional ANSI/ISEA level 2 cut resistance when handling sharp edged objects such as sheet metal. Elastic ends allow a snug fit and prevent debris from entering. Launderable for extended life.

Wash in slightly warm water not exceeding 104°F on a 5-10 minute cycle. Use a mild non-ionic detergent and hang to dry. Do not tumble dry.

PART #	DESCRIPTION	12-132 PRICE*	144 PRICE*
20TG14	14" Gray Protective Sleeve	\$5.49	\$4.49
20TG18	18" Gray Protective Sleeve	5.99	4.99

*MUST BUY IN MULTIPLES OF 12



Work Gloves

DESCRIPTION	CASE QTY	NO MIX 12+	NO MIX FULL CASE
A) Brown Jersey. Clute Pattern. Cotton Poly Blend. 8 oz.	300	\$.91	\$.68
B) PVC Dotted Palm. Clute Pattern. 100% Cotton. 8 oz.	300	1.36	1.18
C) Rigger Glove, Nylon Polyurethane Blend, PVC Grip, Knuckle Protection	72	23.50	22.48
D) Leather Palm. Economy Grade. Denim Cuff. Denim Back	120	2.47	2.18
E) Leather Palm. Shoulder Grade. Plasticized Safety Cuff. Canvas Back	120	2.82	2.54
F) General Duty Urethane Coated, Seamless Knit Nylon	300	1.24	1.10
G) Drivers Gloves. Top Grain Cowhide. M/L/XL	120	7.96	6.95
H) Hi-Vis Orange 12 oz. Cotton Canvas PVC Dotted	300	2.04	1.77
I) Latex Coated Palm Cotton Glove	72	3.12	2.81
J) Welders Glove. Mig/Tig. Cowhide Lined	120	11.68	10.50
K) Kevlar Cut/Puncture Resistant, PVC Dots	144	8.43	7.58
L) Sheet Metal Gloves, Nitrile Coated Nylon, EN cut rated 1 of 5	144	4.99	4.45
M) Sheet Metal Gloves, Nitrile Coated engineered yarn, reinforced thumb, EN cut 2 of 5	144	9.95	8.25
N) Sheet Metal Gloves, Nitrile Coated engineered yarn, EN cut Rated 3 of 5	144	11.70	10.53
O) Sheet Metal Gloves, Nitrile Coated engineered yarn, EN cut Rated 5 of 5	144	26.15	22.84

ADD 25% FOR LESS THAN 12


SAFETY EQUIPMENT

TITANIUM™



Two types of 6 point safety hats are available. Titanium™ is a nylon ratchet suspension available in white or yellow. Granite™ is a pinlock suspension available in white or red. Both come with a soft brow band that is washable and reusable.

DESCRIPTION	1-11	12+ NO MIX
Granite™	\$8.85	\$7.95
Titanium™	9.95	8.95



Vented EVOLUTION™ full brim hard hats have the most comfortable 6 point suspension and improve air circulation available. The wheel ratchet is easy to adjust for a firm comfortable fit. The CHAMLON™ sweatband has an Egyptian cotton core with a porous PU coating for maximum sweat absorption. PH neutral and dermatologically tested. Choice of white or yellow.

DESCRIPTION	1-9	10+ NO MIX
Vented Evolution™ w/wheel ratchet	\$16.75	\$14.95



LED HEAD LIGHT – Uses 21 super bright long lasting LEDs. 3 power settings and a flash mode that provide 42 Lumens of light. It has a weatherproof switch and adjustable Lycra bands. Uses 3 AAA batteries, not included. (SE)

DESCRIPTION	1-11	12+
L1240 Head Light	\$11.35	\$9.99



V-Gard® caps by **MSA** feature Fas-Trac® ratchet suspension. It has a large adjustment knob, adjustable nylon crown straps and a perforated vinyl sweat band that wipes clean easily. Choice of white or yellow. (MI)

DESCRIPTION	1-19	20+ NO MIX
V-Gard w/Ratchet	\$19.25	\$16.95




V-Gard® Advance™ caps are vented to improve air circulation. They also have 6-point ratchet suspension, contours above ear for use with hearing protection and Glare Gard™ under brim to reduce reflective glare. Choice of white or yellow. (MI)

DESCRIPTION	1-19	20+ NO MIX
Advance w/Ratchet	\$22.95	\$20.65



EZ-COOL® HI-VIS hard hat visor and neck shade. Extended visor to block the sun from workers eyes and a drape to shade the neck. 100% polyester high visibility fabric with silver reflective tape. Elastic band ensures a secure fit to most hard hats.

PART #	1-11	12+
396800	\$9.60	\$8.45



100% cotton navy twill flame retardant exterior. Red 100% poly fleece lining. Mid length with ear barrier and ear warmer pockets.

PART #	1-11	12+ NO MIX
364ML2FB	\$8.45	\$7.55




100% cotton navy twill flame retardant exterior. 100% poly red fleece lining. Shoulder length with wide wrapped collar and ear warmer pockets.

PART #	1-11	12+ NO MIX
364SL2FB	\$11.30	\$9.95



100% cotton navy twill flame retardant exterior. Red 100% poly fleece lining. Detachable mouthpiece, ear barrier and ear warmer pockets.

PART #	1-2	3+ NO MIX
364ML2FMP	\$11.60	\$10.35



Snug fitting WindGard™ keeps wind out of hard hat. Red spun polyester is flame resistant.

PART #	1-11	12+ NO MIX
AA-7M/WindGard	\$4.35	\$4.10



HEADGEAR AND WINDOWS – We stock two varieties of headgear and one variety of window. All comply with ANSI Z87.1 standards. The HG-410 features a ratchet suspension and is worn without a hard hat. The HG-410B (di-electric) attaches to most hard hats. The V40815-CP is a clear Petg plastic window .040x8"x15½". Wear with spectacles or goggles.

PART #	DESCRIPTION	1-11	NO MIX 12+
HG-410	Ratchet headgear	\$7.60	\$6.80
HG-410B	Cap mount headgear	6.95	6.25
102	Aluminum face shield frame	10.15	8.95
V40815-CP	Clear Petg face shield	2.85	2.50



PROTECTIVE GOGGLES – The SG34AF goggle is anti-fog and offers indirect ventilation. Features an optical grade polycarbonate lens and meets ANSI Z87.1-1989.

STYLE	1-11	12+
SG34AF Goggle/clear lens	\$ 4.55	\$ 4.05
3000512* Fixed shade 10 welding helmet	40.55	36.50
3002696* Shade 5 flip front welding goggle	16.35	14.75

*WHILE SUPPLIES LAST



SAFETY SPECTACLES: "Mag Readers™" by PIP are bifocals available in 5 popular strength levels. Durable nylon frame with extra wide bridge pad and soft temple pads increase comfort. Meets ANSI Z87.1-2003 Hi Impact requirements. (SG)

MAG READERS	Strength	1-11	12+ NO MIX
Clear Lens	1.0, 1.5, 2.0, 2.5, 3.0	\$5.85	\$5.35
Smoke Lens	1.0, 1.5, 2.0, 2.5, 3.0	5.85	5.35



SAFETY SPECTACLES: "Apocalypse™" by Radians are sleek and sporty yet offer soft rubber temples. A handy neck cord is included. They meet ANSI Z87.1+ impact standards and provide 99.9% UV protection. (SG)

APOCALYPSE	1-11	12+ NO MIX
Clear Lens	\$3.80	\$3.40
Smoke Lens	4.20	3.75
Indoor / Outdoor Lens	4.20	3.75
Silver Mirror Lens	4.20	3.75



SAFETY SPECTACLES: "Commander" from PIP is a safety glass designed with style and fit for all day comfort. Bayonet style temples and non-slip rubber pads provide a secure fit. Provides 99.99% UVA and UVB light absorption. Meets ANSI Z87.1 and CSA Z94.3. (SG)

COMMANDER	1-9	10+ NO MIX
Clear Lens - Anti-scratch & Anti-fog	\$8.90	\$7.85
Grey Lens - Anti-scratch & Anti-fog	8.90	7.85
Polarized Grey Lens - Anti-scratch	33.95	29.95



SAFETY SPECTACLES: "Pirana™" by PIP features a soft rubber temple and bridge pads for a comfortable secure fit. Lightweight sporty design for all day wear. Meets ANSI Z87.1-2003 Hi Impact requirements. (SG)

PIRANA	1-11	12+ NO MIX
Clear Lens	\$3.35	\$2.95
Grey Lens	3.35	2.95
Indoor/Outdoor Lens	3.60	3.15
Infrared Shade (pictured) 5 lens*	6.55	5.95

*for working in welding areas



SAFETY SPECTACLES: "Rad-Atac™" by Radians is a polycarbonate wrap around lens with integrated nose piece. Hinged rubber tipped temples provide a comfortable fit. Provides 99.9% UVA/UVB protection. Meets ANSI Z87.1 and CSA Z94.3 standards.

RAD-ATAC	1-11	12+ NO MIX
Clear Lens	\$1.90	\$1.75
Clear Anti-fog Lens	2.50	2.20
Smoke Lens	2.50	2.20
Indoor/Outdoor Lens	2.50	2.20
Silver Mirror	2.65	2.35



SAFETY SPECTACLES: "Adversary™" by PIP is a wrap around glass with base-8 lens curve for added protection. Each glass includes an adjustable black sports cord. Provides 99.9% UV protection and meets ANSI Z87.1-2003 Hi Impact requirements. (SG)

ADVERSARY	1-11	12+ NO MIX
Clear Lens	\$3.90	\$3.50
Grey Lens	3.90	3.50
Indoor/Outdoor Lens	4.10	3.70
Silver Mirror	4.10	3.70



EAR PLUGS: Resistor™ 32 ear plugs made in the USA by Radians are a slow-recovery polyurethane foam. They provide a noise reduction rating of 32 per ANSI S3.19-1974. (MI)

Resistor	Broken Box	1-9 Boxes	10+ Boxes
Uncorded	\$.17/pr.	\$.13/pr.	\$.11/pr.
Corded	.35/pr.	.27/pr.	.23/pr.

SNUG PLUGS™ are made of a super soft FDA approved washable, reusable and non-toxic material. They provide a noise reduction rating of 28.

Snug Plugs™	1-11	12-24	25-49	50+
Uncorded	\$.88/pr.	\$.80/pr.	\$.73/pr.	\$.63/pr.
Corded	1.17/pr.	1.06/pr.	.96/pr.	.83/pr.



SAFETY SPECTACLES: "Zenon Z12™" by PIP has a relaxed bridge design to fit most users. Thin, flexible temples add a secure fit with no pressure points. Meets ANSI Z87.1-2003 Hi Impact requirements. (SG)

ZENON Z12	1-11	12+ NO MIX
Clear Lens	\$1.55	\$1.35
Smoke Lens	1.55	1.35
Indoor / Outdoor Lens	1.85	1.60
Silver Mirror Lens	1.85	1.60



SAFETY SPECTACLES: "Zenon 12™ Foam" by PIP are a rimless glass with foam padding around the edges to seal out dust and airborne particles. The 9.5 Base curve glass also features anti-scratch and anti-fog coatings. Meets ANZI Z87.1+.

ZENON 12 FOAM	1-11	12+ NO MIX
Clear Lens	\$3.65	\$4.15
Grey Lens	3.65	4.15
Indoor / Outdoor Lens	4.85	5.50




RESPIRATOR AND CARTRIDGES: The Advantage® 200LS by MSA is lightweight and utilizes AnthroCurve™ design for superior comfort. Order face piece and cartridges separately to suit your needs.

ITEM	Description	1-3	4+
200LS*	Face piece only	\$19.65/e	\$17.75/e
815359	Cartridge for Organic Vapors and most Acid Gases	\$18.40/pr	\$16.75/pr
815366	Cartridge/Ditto above including all particulate aerosols	\$32.60/pr	\$26.85/pr
815369	Cartridge for particulate aerosols, dust and asbestos	\$11.95/pr	\$11.30/pr

*SPECIFY SMALL, MEDIUM OR LARGE

LENS CLEANING TOWELETTES: Proper lens cleaning will prolong the life of your safety glasses, goggles and shields. The anti-fog, anti-static formula is ideal for plastic, glass and polycarbonate lenses. 100 individually pre-moistened towelettes per box. (SE)




Part #	1-4 Boxes	5-9 Boxes	10+ Boxes
25-LCT100	\$6.75	\$6.15	\$5.55

DISPOSABLE RESPIRATORS: Two types of respirators are stocked. Both meet NIOSH N95 and OSHA requirements. Both feature an adjustable nose clip to reduce fogging and a secure fit. The valve version is ideal for easier breathing in hot humid environments. Without valve is stocked 20 per box with 12 boxes to a case and valve has 10 per box with 12 boxes per case. (SE)



Part #	Less Than Box	Box Qty.	Case Qty.
270-2000 without valve	\$1.54/e	\$1.16/e	\$.92/e
270-2050 with valve	2.52/e	1.92/e	1.67/e

SAFETY ITEMS

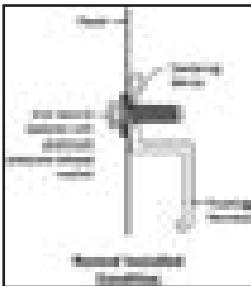


Explosion Venting Fasteners


“Explosion Venting” or “Pressure Release” fasteners

are highly engineered fasteners that are typically specified and used in which the immediate area contains highly volatile liquids, fumes, powders... hence an explosion is an ever-present danger. Since the potential of an explosion can't always be eliminated, these fasteners—when properly installed—will help minimize the loss of life and destruction of the building.

GENERAL INSTALLATION PROCEDURES



RELEASE CONDITION INTERIOR EXPLOSION



Sky Web II™

Sky Web II fall protection and insulation support system is a lightweight, economical mesh system that provides passive fall protection during construction and then keeps on working as an insulation support system after the job is finished.

The two and three quarter inch diamond nylon mesh is easily installed once structural members are in place providing leading edge protection so workers can move about freely over the mesh without the inconvenience and lost productivity associated with tie-off systems that will still be required for work on the perimeter of the roof.

When the project is completed, the Sky Web II system remains in place, serving as an almost invisible insulation support system for the life of the building.

Sky Web II systems are custom made to precisely fit almost any building configuration, and complete hardware and installation tools are supplied with each order.

To obtain a quote, please tell us 1) length and width of building 2) bay spacing and 3) roof pitch

Sky Web II™ is a trademark of Butler Manufacturing Co.

GRIPPERS & Korkers®



FOOTWEAR

GRIPPERS are a slip resistant sandal that provides much greater traction and easily fits over any type of work shoe or boot with instantly replaceable soles.



IA5300
FOR METAL ROOFS

GRIPPERS provide much greater traction on metal roofs; including surfaces that are oily, wet or even light frost covered. **WARNING: Grippers do not take the place of or reduce the need for fall protection equipment.**

GRIPPERS will pay for themselves in short order by increasing work time, increasing worker mobility, reducing muscle tension and increasing comfort. Non-abrasive sole will not scratch or mar painted surfaces.

The high quality sandal should be worn only while on the roof, keeping the soft foam sole away from dirt. Wear and longevity of the soft foam sole depends on a variety of factors including roof pitch, surface texture, moisture, exposed fasteners, user weight etc. Rates of deterioration can vary and pads should be replaced frequently. Walk on flat panel areas while avoiding panel ribs, seams and fastener heads.

If your shoe size is 7 to 9½, then order a medium; 10 to 11½ is large; 12 to 13½ is x-large; 14 to 15 is xx-large.

	1-5	6+*
GRIPPERS Sandal	\$79.50	\$69.50
Extra Pads	8.25	7.25

*Different sized sandals combine for price break. But different sized pads do not combine for price break.

SAFETY PRODUCTS



PERSONAL SAFETY LIGHT

This is a L.E.D. light, not a strobe light. Therefore, this light will not interfere with laser measuring devices on the jobsite as a strobe light can.

This magnetic mounted battery powered light will eliminate the necessity to hard wire to the battery or ignition switch which eliminates the chance of the light draining the battery of the equipment over night.

Plus, you do not need to pay the rental company to install this required warning light on every (or any!) rental for job after job after job. Thereby, this item pays for itself on your first job!

300-400 hours of operation from 2 "D" batteries (not included). Amber. 60 triple flashes/minute. Photocell operation for night time use.

	<u>1-3</u>	<u>4+</u>
ECPSLMZ-A	\$56.80	\$53.95
	Alkaline "D" Battery \$1.45 ea.	



CLOSEOUT LIMITED TO STOCK ON HAND

OUTDOOR PRODUCTS

For workers exposed to the outdoors. Provides relief from pain and itching. (FA)

PART #	DESCRIPTION	PRICE
K216024	Insect sting kit	\$6.45
K205033	Snake bite kit	8.65
505215	Poison Ivy towelettes 5/box	1.90
505217	Poison Ivy towelettes 50/box	17.65
213014	Insect sting wipes 1"x2" 10/box	.99
213013	Insect sting wipes 1"x2" 100/box	7.95
200931	Bloodborn Pathogen Clean Up Kit	24.30



EYEWASH

Eye and skin wash for acid or alkali burns. Stations are wall mountable and refillable. (FA)

STATION #	DESCRIPTION	PRICE
611018	16 oz. 16"x12"x4" 2/box	\$21.95
508016	4 oz. eyewash	3.60
229018	Plastic eye cups 6/box	2.10




INSTANT COLD PACKS

Works within 3 seconds and remains activated for a minimum of 15 minutes. (FA)

PART #	DESCRIPTION	PRICE
216002*	Cold pack 25/box 5"x7"	\$11.25

*WHILE SUPPLIES LAST



CLOSEOUT LIMITED TO STOCK ON HAND

ANTISEPTICS

Topical antiseptics for cuts and abrasions help prevent infections. (FA)

PART #	DESCRIPTION	PRICE
221009	Antiseptic towelettes 25/box 5"x7"	\$1.25
221027	Antiseptic towelettes 100/box 5"x7"	3.20
221022	Alcohol wipe-ups 50/box 1"x2"	1.25
221025	Alcohol wipe-ups 200/box 1"x2"	3.25
233360	Antibiotic cream 1gm. 100/box	8.40



FIRST AID KITS

Choice of 3 1st aid kits. All meet OSHA standards. A) P/N 28582 is economy grade appropriate for 8-10 people, plastic case no gasket B) P/N 28537 is appropriate for 20-25, plastic case with gasket C) P/N 28590 is appropriate for 40-50 people, plastic case with gasket. (FA)

KIT #	USERS	1-11	12+
28582	8-10 People	\$18.65	\$15.85
28537	20-25 People	25.75	21.15
28590	40-50 People	51.95	46.40


237010



MISCELLANEOUS

PART #	DESCRIPTION	PRICE
216097	Nitrile gloves 6 pr./pkg.	\$2.95
450635	Nitrile gloves 50 pr./pkg.	13.95
237010*	Scissors 4"	.65
237015	Scissors 6" EMT style	3.95
242009*	4 1/2" metal tweezers	1.45
242005*	Splinter remover	1.40

*WHILE SUPPLIES LAST




CLOSEOUT LIMITED TO STOCK ON HAND

BURN PRODUCTS

Temporary relief for minor burns, cuts and scrapes. Contains aloe vera. (FA)

PART #	DESCRIPTION	PRICE
233365	Burn gel 1/2 oz. 25/box	\$7.05
233367	Burn gel 1/2 oz. 100/box	24.50
233375	Burn cream 1gm. 25/box	2.80
233376	Burn Cream 1gm. 100/box	9.30
505117	Water Jel burn dressing 2"x6"	3.25



ADHESIVE BANDAGES

Adhesive that sticks and won't hurt when removed. Stretches for comfort. (FA)

PART #	DESCRIPTION	PRICE
220202	Woven bandage 3/4"x3" 100/box	\$4.45
220205	Woven bandage 1"x3" 100/box	5.15
220202*	Woven bandage 2"x3" 25/box	2.50
220213	Med. size fingertip bandage 50/box	5.55
220220	Knuckle bandage 50/box	5.60

*WHILE SUPPLIES LAST



CLOSEOUT LIMITED TO STOCK ON HAND

MEDICINALS

Each pack contains a pre-measured dose of 2 tablets of pain reliever. (FA)

PART #	DESCRIPTION	PRICE
232016	Aspirin 325 mg. 125/box	\$4.30
232108	Acetaminophen 500 mg. 125/box	6.40
232111	Ibuprofen 200 mg. 125/box	9.55



Preferred for Quality and Practicality™
 Select Safety Products™
 Preferred by Craftsmen and Employers™

Preferred Safety Products, Inc. Steel and Metal Building Specialists



PREMIUM FULL BODY SAFETY HARNESS

"PARAGON" vest style harness has full shoulder & upper back padding, padding at the waist belt & hips, all offering the wearer relief from pressure points.

The PARAGON is the harness for the highly skilled & discriminating craftsman.

"PROFESSIONAL TRADES" full body harness has all the features & qualities that top professional trades demand: heavy duty back support positioning pad & adjustable shoulder pads; tongue buckle legs keep the harness adjusted exactly where it's wanted.

Both models have a removable tool belt to add your tools & bags.



PART #	SIZE	1-5	6+	PART #	SIZE	1-5	6+
DF159P-BK1	Small	\$182	\$170	DF129PT-1R	Small	\$140	\$131
DF159P-BK2	Medium	182	170	DF129PT-2R	Medium	140	131
DF159P-BK3	Large	182	170	DF129PT-3R	Large	140	131
DF159P-BK4	Ex Large	182	170	DF129PT-4R	Ex Large	140	131

FALL PROTECTION LANYARD

6' Lanyard with BUILT-IN D-ring extender.

Stretch legs that stay up and out of the way when not in use and loop top shock pack chokes onto the back D for lighter weight and less cost.

The large Surelock twist lock mechanism has a side gate opening of 1.87".




All lanyards come with Retainer Ring to velcro to your harness.

Also available with the original Surelock.


PART #	DESCRIPTION	1-5	6+
DF22XLB11	Original Surelock	\$126	\$118
DF22XLB22	Large Surelock	158	148

D-RING EXTENDERS



Back D-ring Extenders make it easier for a worker to attach an SRL without assistance.

Shock Absorbing D-ring Extenders have the same easy connect and disconnect plus the additional shock absorber decreases forces of a fall even more when using SRL at a leading edge.



PICT	PART #	DESCRIPTION	1-5	6+
A	DF200LWEXT-12	12-15" Ext. w/Loop	\$20	\$19
B	DF200WEXT-18	18" Ext. w/Snap	26	24
C	DF230LR	18" Extender w/Loop	24	22
D	DF230DR	16" Extender w/Snap	37	35

SWIVEL GUARD



10,000 lb. anchor point. Swivel ring design that allows the D-ring to rotate 360° as well as flip back & forth 180°. 4 options: Bolt thru or Weld for Steel, Expansion Bolt or Epoxy Rod for concrete. Permanent or Removable.

Replacement applications available when it's time to move the Swivel to a new location or to the next job.



PART #	DESCRIPTION	1-5	6+
DF390MS-B	Swivel/Bolt	\$75	\$70
DF390MS-W	Swivel/Weld	115	107
DF390MS-C1	Swivel/Expansion	75	70
DF390MS-C2	Swivel/Epoxy	87	81

TIE OFF CABLES



Tie Off Cables are vinyl coated galvanized steel cables. Resists cutting and heat (weld/arc) damage. Wrap any structural member able to withstand 5,000 lbs. for an instant anchorage. Vinyl coat also guards against abrading the contact surface.

PART #	DESCRIPTION	1-5	6+
DF339TC-048	48" Cable	\$19	\$18
DF339TC-072	72" Cable	26	24
DF339TC-096	96" Cable	36	34

Safety Cans

Type I safety cans feature a self-venting self-closing lid to prevent pressure buildup and spills. Built in stainless steel flame arrester stops flashback ignition while allowing a faster liquid flow.

Type II safety cans feature a patented AccuFlow™ Manifold that automatically vents for smooth, glug-free liquid flow. Safe-Squeeze® trigger offers maximum control when pouring. In addition a stainless steel flame arrester and 9' flexible hose are included.

Both types meet the requirements of OSHA and NFPA, are FM approved, UL/ULC listed, Carb compliant and TUV certified.



Part #	Capacity	1-5	6+ Any Mix
7110100	1 gal./4 L Type I	\$38.25	\$36.40
7125100	2.5 gal./9.5 L Type I	43.65	42.20
7150100	5 gal./19L Type I	44.70	42.25
7150200*	5 gal./19 L Type I	49.95	48.10
7225120	2.5 gal./9.5 L Type II	85.20	81.10
7250130	5 gal./19 L Type II	86.30	82.10
11202Y	Type I pour funnel	6.65	6.10

OSHA required, Safety Can Labels:

Gasoline Label	21"x6"	5.15	4.35
Diesel Label	21"x6"	5.15	4.35

*DIESEL YELLOW



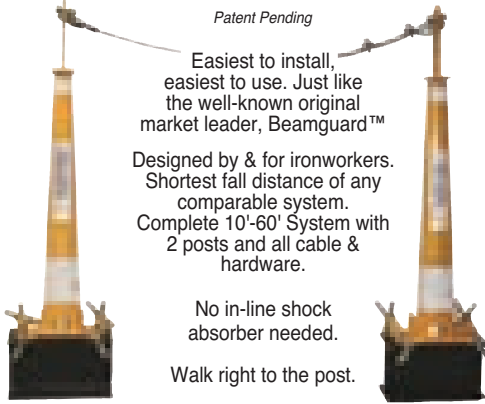
Rechargeable fire extinguishers. Both have metal handles, vehicle brackets and are UL™ listed. These meet or exceed Class A&B requirements for light and ordinary occupancy as recommended by the National Fire Prevention Association. Rated for fires involving trash, wood, paper, liquids or electrical devices. (SEF)

PART #	RATED SIZE	EFFECTIVE AGAINST CLASS	SHIPPING WEIGHT	1-5	6+
466227-01	2.5 lb.	ABC	4.2 lb.	\$66.20	\$59.60
466112-01	5 lb.	ABC	8.5 lb.	87.20	78.45





BEAMGUARD II™
HORIZONTAL LIFELINE SYSTEM



Patent Pending

Easiest to install, easiest to use. Just like the well-known original market leader, Beamguard™

Designed by & for ironworkers. Shortest fall distance of any comparable system. Complete 10'-60' System with 2 posts and all cable & hardware.

No in-line shock absorber needed.


Walk right to the post.

Also available in a 3 post system for up to 120'.

PART #	DESCRIPTION	1-5	6+
DF357BG2-060	60' System	\$1,259	\$1,175
DF357BG2-120	120' System	1,933	1,795


SWIVEL METAL ROOF ANCHOR

Made for metal deck & roof panels.



Patent Pending

Swivels full 360°




180° + MOVEMENT IN THE D-RING

- Use with lifelines, rope/cable grabs or retractors.
- Temporary or Permanent application.
- Designed to fit in the valleys of lighter R panels and capture the purlin below.
- Unique design keeps the anchor point above the high point of the panels.
- Supplied with 14-14x1½" T4 fasteners.
- Installer waterproofs to job specification.

PART #	DESCRIPTION	1-5	6+
DF390RSA-01	Swivel Metal Roof Anchor	\$149	\$139

STANDING SEAM HORIZONTAL LIFELINE



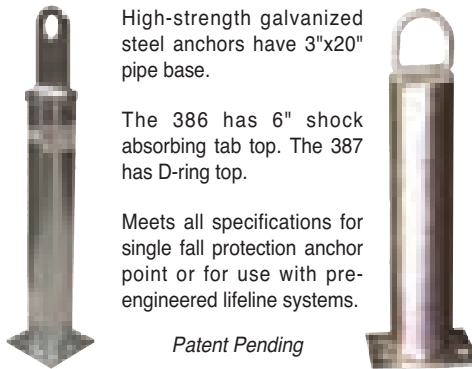
MULTIPLE WORKERS

Pre-Engineered Standing Seam Horizontal Lifeline incorporates the DFSSRC-03. Steel Cable adjustable up to 60'.

All components included to instantly set up a horizontal life line on a standing seam roof.

PART #	DESCRIPTION	1-5	6+
DF415SSHL-060C	60' Steel Cable	\$979	\$914

PERMANENT ANCHORS



High-strength galvanized steel anchors have 3"x20" pipe base.

The 386 has 6" shock absorbing tab top. The 387 has D-ring top.

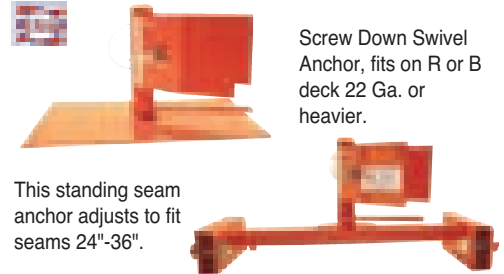
Meets all specifications for single fall protection anchor point or for use with pre-engineered lifeline systems.

Patent Pending

Base plates of either anchor can be bolted or welded to steel. Base plate footprint 5½"x5½".

PART #	DESCRIPTION	1-5	6+
DF386ROOFWBG-01	Weld/Bolt Tab	\$229	\$214
DF387ROOFWBG	Weld/Bolt D-ring	264	246

SWIVEL ANCHORS FOR SRL's



Screw Down Swivel Anchor, fits on R or B deck 22 Ga. or heavier.

This standing seam anchor adjusts to fit seams 24"-36".


BOTH UNITS:

- Have easy swivel mechanisms that keep your SRL's in line with your work.
- Minimize nuisance/cable-stop problems and

BOTH UNITS support a variety of SRL's up to 65' with NO additional attachments.

PART #	DESCRIPTION	1-5	6+
DF341MR-01	Screw Down	\$229	\$208
DF340SSRC-10	Standing Seam	280	261

STANDING SEAM ROOF CLAMP



Unique "flip" design of the DFSSRC-03 allows for seams up to 1" wide.



Configured for Butler VSR®-style roof or equal



Configured for Butler MR24®-style roof or equal

Standing Seam Roof Clamp installs over clip on a completely seamed, attached roof section minimum 4 ft. or further from the edge with no damage to roof panels or finished seams and no roof penetrations. Unique "flip" design of the DFSSRC-03 allows for fit on both the Butler MR24®- and Butler VSR®-style seams just by removing the bolts, turning one side of the clamp around the ring and replacing the bolts.

Any roof that meets similar loadings, specifications, and codes of the Butler styles above will accept these anchors for safety tie off.

PART #	DESCRIPTION	1-5	6-9	10+
DFSSRC-00	Butler MR24® & similar	\$188	\$178	\$169
DFSSRC-03	2-Way, Butler MR24®/Butler VSR® & similar	198	188	179


STANDING SEAM ROOF CLAMP FOR METAL ROOFS

Designed to provide a tie-off point on metal standing seam roofs. #SSC351 clamps on the seams without damaging the roof. The clamp is designed to hold a retractable lifeline that clips onto a worker's harness so as not to affect worker mobility. This product complies with OSHA 1926.502(d)(15)(i) when used with retractable lifelines limiting fall arrest forces to 900 lbs. or less, complies with OSHA standards of a 2:1 safety factor.

Adjustable metal roof seams from 24" to 36". Easily moved from job to job. Installs easily on sloped or flat roofs. Retractable lifeline limits free falls to just inches and prevents most slips or trips from becoming falls. Only one worker may be attached to the SSC clamp at any given time. Attached worker must weigh no more than 310 lbs. including tools, clothing, etc. User must read and follow the instructions with each clamp to insure proper use.

**The four retractable lifelines listed below do NOT require factory recertification unless damaged or involved in a fall.*

ITEMS PRICED & SOLD SEPARATELY



PART#	DESCRIPTION	1-5	ANY MIX 6+
SSC351	Standing Seam Clamp for S.R.L. under 50'	\$231	\$210
SSC888XL	Standing Seam Clamp with Built-on Adapter for 50' & LARGER S.R.L.	314	285
SSC942	Standing Seam Clamp for 42" Wide Seams	633	575
3590500	33' Cable Retractable Lifeline (S.R.L.)	364	339
3590550	50' Cable Retractable Lifeline (S.R.L.)	547	509
3590590	66' Cable Retractable Lifeline (S.R.L.)	640	595
3590630	82' Cable Retractable Lifeline (S.R.L.)	882	820



42009




DIABLO GRANDE SRL



The new Diablo Grande SRL features a 33' cable lifeline, ergonomic handle, carabiner and swivel steel snaphook. It is available in standard galvanized cable, nylon coated cable, leading edge and nylon coated leading edge. The nylon coated cable is ideal for painted metal decks to avoid roof scratches caused by a standard bare cable.

PART #	DESCRIPTION	1-5	6+
42009	33' Galv cable	\$369	\$339
42011	33' Nylon Coated Galv Cable	392	359
42010	33' Leading Edge	507	465
42012	33' Nylon Coated Leading Edge	529	485

6' PREMIUM CROSS ARM STRAP




The Premium Cross Arm Straps are twice as durable with dual enforced webbing and heavy duty stitching.

PART #	DESCRIPTION	1-5	6+
10787	Premium Cross Arm	\$28.95	\$26.40

PREMIUM EDGE RETRACTABLE LIFELINES

- Meet all applicable OSHA & ANSI standards
- Compact and lightweight design
- * Quick action breaking system
- Stainless steel and non-corrosive components
- Sold with carabiner & tag line
- 20' thru 65' units need recertification every 2 yrs.
- All units have an impact indicator



PART #	DESCRIPTION	1-5	6+
10900	11' Nylon Web Ret.	\$119	\$109
10909	20' Nylon Web. Ret.	318	292
10910	20' Cable Retractable	350	318
10912	25' Cable Retractable	350	318
10915	30' Cable Retractable	350	318
10917	50' Cable Retractable	529	485
10918	65' Cable Retractable	544	499

LEADING EDGE SRL's


These four SRL's meet ANSI Z359.14 for leading edge (LE) use. These SRL's have a built-in shock absorber. 3/16" cable with carabiner.



PART #	DESCRIPTION	1-5	6+
10920	20' "Edge Angel"	\$534	\$490
10925	30' "Edge Angel"	530	485
10968	50' Daytona	570	520
10967	65' Daytona	575	525

SAFE-T LADDER™ EXTENSION SYSTEM

- Meets all applicable OSHA & ANSI standards
- Allows for safe & easy access to rooftops
- Easily attaches to most standard extension ladders
- Makes compliance with OSHA's ladder regulation a snap. See PG 50 for more info.



** Almost 80% of all falls from ladders happen while entering and exiting around the top side of a ladder.*

PART #	DESCRIPTION	1-5	6+
10800	Safe-T Ladder	\$179	\$164

ANCHOR POINTS



PART #	DESCRIPTION	1-5	6+
00485	Screw down metal roof anchor. Accommodates up to 50' SRL "AS IS"	\$98	\$89
00536	Standing seam roof anchor	429	390
00691	4-Way plate anchor	182	165

BUCKET OF SAFE-TIE COMPLETE ROOFERS KIT

- Universal harness HUV (01100) with 5 points of adjustment for added comfort
- Vertical Lifeline Assembly with shock pack and permanently attached positioning device with 18" lanyard extension to keep device within reach
- 1 HD Temper Reusable Anchor (00455)



PART #	DESCRIPTION	1-5	6+
00815	HUV, Temper, VLA 50'	\$133	\$122

BEAMER 2000™ BEAM CLAMP ANCHOR



- Weather resistant
- Reusable
- Lightweight
- Fits 3.5"-14" beams
- Slides easily in both directions
- No tools or pins required

PART #	DESCRIPTION	1-5	6+
00101	Beamer 2000™	\$169	\$154

HORIZONTAL LIFELINES

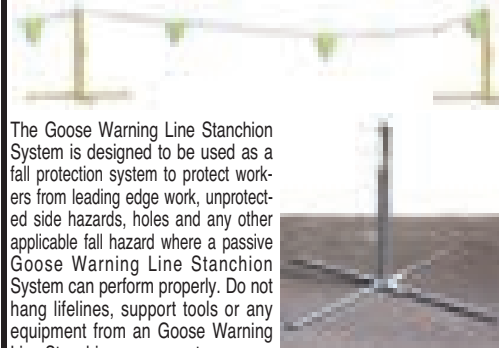
Includes Kernmantle Rope, SOS Carrying-storage bag, two O-rings, two Anchorage Web Slings, Rope Tensioner and two Self-Locking Carabiners.



PART #	DESCRIPTION	1-5	6+
04638	30' Kernmantle HLL Kit	\$499	\$459
04639	60' Kernmantle HLL Kit	522	480
04640	100' Kernmantle HLL Kit	585	538

WARNING LINE SYSTEM

- Meets all OSHA regulations
- Totally portable, reusable and sets up in minutes
- Flags are large, yellow and extremely durable



The Goose Warning Line Stanchion System is designed to be used as a fall protection system to protect workers from leading edge work, unprotected side hazards, holes and any other applicable fall hazard where a passive Goose Warning Line Stanchion System can perform properly. Do not hang lifelines, support tools or any equipment from an Goose Warning Line Stanchion components.

PART #	DESCRIPTION	EACH
15231	100' Flag Line	\$36
15227	Single Stanchion	125

CB-12 & CB-18 ROOF ANCHOR

- Permanent or temporary Anchor Point
- For use on wood, steel or concrete
- Universal base plate with galvanized finish
- Round post works with most off-the-shelf flashing kits
- Use with retractables or horizontal lifelines



PART #	FOR USE ON	POST LENGTH	1-5	6+
00645	Steel/Wood/Concr.	12"	\$275	\$250
00656	Concrete	18"	330	298
00657	Steel/Wood	18"	330	298

VELOCITY HARNESES

- Break Away Lanyard Keepers
- Identification Label
- Finished Webbing Ends
- Webbing 'Wear' Indicator



1703

PART #	DESCRIPTION	1-5	6+
01700	Pass through buckles (S-L)	\$38.35	\$34.85
01701	Pass through buckles (XL-XXL)	38.35	34.85
01703	Pass through chest and tongue buckle legs (S-L)	43.50	39.50
01704	Pass through chest and tongue buckle legs (XL-XXL)	43.50	39.50

SERAPH HARNESES

- 6 points of Adjustment
- 'Quick-adjust' torso buckles
- Stretchability
- Hammer Loops
- Web Keepers
- Tongue Buckle Leg Straps



11173

PART #	DESCRIPTION	1-5	6+
11164	HUV tongue buckle legs (M-L)	\$76.95	\$69.95
11166	HUV tongue buckle legs (XL-XXL)	76.95	69.95
11173	Construction Side D-Rings (M-L)	93.25	84.75
11171	Construction Side D-Rings (XL-XXL)	93.25	84.75

SAFETY PRODUCTS



SAFETY VESTS



SV2Z series economy vest meets ANSI class 2. Comfortable 100% polyester mesh with 2" silver reflective tape material, 1 upper left front pocket and 1 lower right inside pocket. Zippered closure.

SV6 series surveyors vest meets ANSI class 2. Two tone 2" tape solid front/mesh back with zipper closure. Pockets included; 1 split pad/pencil, 1 radio, 2 lower flap covered, 2 deep inside pockets.

Both are available in Hi-Viz green or Hi-Viz orange. Sizes M thru 5XL. The width across the chest when the vest is laid flat will be as follows by size; M-25", L-26", XL-28", 2X-30", 3X-32", 4X-34".

PART #	1-11	12-35	36+
SV2Z*	\$8.80	\$7.95	\$7.10
SV6*	17.15	15.50	13.90

*Specify size and green or orange when ordering




PRIVATE LOGO SAFETY VESTS

PROUDLY WEAR YOUR NAME. Having your company logo screen printed on these vests is a simple and inexpensive process! The user has options dealing with: # of colors in logo, # of locations printed on a given vest and quantity of vests purchased.

Three example pricing of private labeled vests are below. Although many printing options exist for you to choose from, the following assumes 1-color and 1-position logo. Also, there is a \$25 per logo per color set-up charge. That is charged on the first order ONLY. Any future re-orders using the exact same logo have a ZERO charge for set-up.

Add these printing costs below to price of vests (box to left) to calculate your cost for a private labeled vest. Example: 24 SV2Z private logo'd is \$7.95 + 3.15 = \$11.10/vest + one-time \$25 set-up fee.

	ADDITIONAL COST TO LOGO PER VEST		
	24-71	72-119	120-287
1-Color 1-Location Logo	\$3.15	\$1.90	\$1.25



REFLECTIVE STRIPE & MAGNETIC TAPE. Engineered reflective stripe tapes provide an extra margin of safety in blackout, night or low light situations. Weather resistant for indoor or outdoor use. Mark vehicles, jobsite equipment or any hazard where visibility is critical. Permanent adhesive back allows direct placement to most surfaces. 2" x 10 yd. rolls stocked in four strip combinations: Orange/White, Red/White, White/Black and Yellow/Black.

Also offered is a 2" wide magnetic strip for temporary applications. Apply the striped hazard marking tape to the magnetic strip, apply magnetic stripe to vehicle or metal surface and simply remove when done for later use on other equipment. (TA)

DESCRIPTION	1-11 PRICE	12+ ANY MIX
Reflective stripe tape	\$22.20/roll	\$19.95/roll

DESCRIPTION	1-5 PRICE	6+ ANY MIX
Magnetic tape .030x2"x50'	\$90.25/roll	\$81.35/roll



SAFETY T-SHIRTS. The most comfortable work shirt that you will ever wear. Both styles are 100% polyester Moisture Wicking Fabric for fast drying comfort. The non-compliant version is available in Hi-Vis orange or yellow and has a chest pocket. The ANSI compliant has 2" silver reflective tape, a grey collar that helps hide dirt, chest pocket and meets ANSI/ISEA 107 class 2. Available in Hi-Vis orange or yellow. Both stocked S-XXL. 3XL-4XL available by special order. (SV)

PART #	STRIPING	ANSI 107 COMPLIANT	1-11*	12-35*	36+*
310CNTSN*	No	No	\$13.40	\$12.10	\$10.95
3121200*	Yes	Yes	16.70	14.95	13.55

*Specify yellow or orange when ordering



LINED BOMBERS JACKET

ANSI 107 Class 3 compliant jacket. PU coated water-proof polyester shell and zip-out polyester fleece lining; zipper closure with storm flap and snaps; 2 external hand warmer pockets, 2 internal pockets, 1 radio pocket; 2" silver reflective tape; knit cuffs and waist. Stocked M-3XL, 4X-5X available by special order. Chest size: M-54", L-56", XL-59", XXL-63", 3XL-66".

PART #	DESCRIPTION	PRICE
3331762	Lined bombers jacket	\$50.70



OSHA Compliant Bar Guard

- CAL-OSHA approval #C1718AG
- Meets federal OSHA spec. #1926.701(b).
- Designed to prevent impalement of a 250 lb. worker from a height of 7 1/2 ft.*
- Fits rebar #3-#8. Once used on rebar greater than #6 positioning fins must be inspected for damage before re-use on rebar smaller than #6.
- Contains a curved steel plate for additional protection against falls that occur from an angle.

*Protective covers are not allowed for fall distances in excess of 6 ft. Above 6 ft. fall restraint systems and protective railing is required.

	PCS. BX	WT./BX.	1-99 Pc.	100+**
SEBARGUARD	100	48	\$1.86/e	\$1.55/e

**MUST BUY IN MULTIPLES OF 100



SAFETY FENCE

This orange safety fence is made from U.V. stabilized hi-density polyethylene with a service temperature of -22°F to 185°F. Use as a visual barrier around construction job sites to delineate barriers, discourage entry or control access points. Sold in rolls 4'x100' weighing 9 lbs. each. (SE)

		PRICE PER ROLL	
DESCRIPTION	SIZE	1-5	6+
Orange safety fence	4'x100'	\$39.95	\$35.95

CAUTION TAPE



Two varieties of caution tape are stocked. 1) ShieldGard® is our most popular and is 4.0 mils. thick or 2) DuraGard™ is a specially reinforced tape composed of a woven 4-ply structure 7.0 mils. thick and an amazing tensile strength of 500 lbs. per 3" width and is reusable. NOTE: a roll of ShieldGard is 3" x 1000'. A roll of DuraGard™ is 3" x 500'. Duragard is Yellow/Black "Caution/Cuidado". Red/Black "Danger Do Not Enter" is also stocked. (SE)

DESCRIPTION	SHIELDGARD	DURAGARD
THICKNESS ASTM D121-3	4.0 MILS.	7.0 MILS.
TENSILE STRENGTH ASTM D882	5 LBS./INCH	167 LBS./INCH
ELONGATION ASTM D882/75B	600-% @ BREAK	0.00% @ BREAK
COMPOSITION	VIRGIN LLDPE/LDPE	WOVEN-HDPE
ROLL SIZE	3" x 1,000'	3" x 500'
PRICE PER ROLL (1-11 ROLLS)	\$18.55/e	\$24.75/e
PRICE PER ROLL (12+ ROLLS)	16.15/e	20.75/e

1340005 Rope Adjuster Lanyard

Ideal for Sloped Roof Work or Leading Edge Fall Restraint

- Manual design allows user to fix unit in place for positioning or restraint
- Attached 2' shock absorbing lanyard
- For use on 5/8" polyester/polypropylene rope lifeline



P/N	Description	1-5	6+
1340005	Rope Adjuster	\$105	\$98

5000335 Lad-Saf® Rope Grab

Hands-Free Mobile Type for use on 5/8" Lifeline

- Mobile hands free design automatically follows user
- Inertia and cam locking systems for added safety
- Energy absorbing design
- Detachable, attach or remove anywhere along the lifeline
- Durable but lightweight stainless steel and thermoplastic construction



P/N	Description	1-5	6+
5000335	Rope Grab	\$124	\$115
1246012	3' Lanyard	88	82



1202794 Rope Lifeline

Ideal for Rope Grab Systems

- 5/8" polyester/polypropylene blend rope
- Snap hook at one end, taped at other
- 50 foot length
- Weight = 5.6 lbs.

P/N	Description	1-5	6+
1202794	50 ft. Lifeline	\$82	\$76
1202844	100 ft. Lifeline	132	123
CP600	5/8"x600' Bulk Safety Rope, Bare Ends	199	192



7600506 Sayline™ Synthetic Horizontal Lifeline System

- Extremely lightweight and portable system
- Installs in seconds, no special tools needed
- Synthetic system includes rope lifeline assembly with shock absorber, tensioning device, two tie-off adaptors to anchor the system and a storage bag
- Up to two workers per system - regardless of length
- Meets OSHA and ANSI - Other lengths avail.

P/N	Description	1-5	6+
7600506	60 ft. System	\$640	\$595
7600510	100 ft. System	815	760



2100070 Roof Top Anchor

Installs to commercial metal, wood and rubber membrane roofs

- Quick and easy installation, the anchor is simply fitted directly to the roof sheet
- Waterproof when used with aluminum rivets and mastic (tek screws and lag bolts can also be used)
- Unique "tip-over" design better distributes the forces generated during a fall preserving the structural integrity of the roof
- Can be used as horizontal lifeline
- Meets OSHA and ANSI standards

P/N	Description	1-5	6+
2100070	Roof Top Anchor	\$280	\$260




Beam Anchors

The Glyder™2 sliding beam anchor provides horizontal mobility. Attach overhead or at your feet. The Force2™ lanyard must be used when attaching at your feet. It can handle up to a 12' free fall. Fixed beam anchors can be mounted to the I-beam in any orientation or direction for added versatility. Both incorporate quick and easy adjustment as well as a 5,000 lb. strength.

P/N	Description	1-5	6+
2104700	Glyder™2, fits 3 1/2"-14" wide up to 1 1/2" thick	\$189	\$176
2108406	Fixed Anchor, fits 2 1/2"-12" wide up to 1 1/2" thick	339	315
1246167	Force2™ Lanyard, 6 ft.	106	99

*Beam anchors are available to accommodate bigger flanges.



Tool Lanyards

These tool lanyards are designed to avoid dropped tools and the associated risk of personal injury. All elements and sub-assemblies meet or exceed ANSI Z359.1-2007. Full assemblies meet ANSI Z359.1. It attaches to a harness or waist belt.

Made with either aluminum key chain carabiner (AL-K-C) or stainless steel screw gate carabiner (S/S-S-G).

Part #	Load Capacity	Type of Carabiner	1-9	No Mix! 10+
7AL	7	AL-K-C	\$8.30	\$7.25
15AL	15	AL-K-C	11.35	9.95
15SS	15	S/S-S-G	17.95	15.75
30SS	30	S/S-S-G	21.85	19.25



2199803 "Compliance in a Can"

Complete roofer's fall protection kit

- Kit complete with 5-point harness, rope grab, 50' of lifeline and reusable roof anchor

P/N	Description	1-5	6+
2199803	"Compliance-in-a-Can"	\$153	\$142

7400160 SecuraSpan® Horizontal Lifeline System

Engineered system that is lightweight, easy to install and safe

- Extremely lightweight
- Single clamp/wingnut design for fast attachment
- Does not require tie-back
- Add intermediates for unlimited length
- Fits beam flanges up to 12" wide and 2 1/4" thick, options available to fit up to 36" flange.
- Includes 2 stanchions, Zorbit energy absorber with turnbuckle.



P/N	Description	1-5	6+
7400160	60 ft. system	\$965	\$895
7400047	Stanchion	315	295
7400008	Bypass Kit	44	41



EXOFIT NEX™ Vest Style Harness

The ExoFit NEX™ vest style harness wraps around you for the ultimate in no-tangle donning and comfortable security. The shoulder, hip and leg padding is built-in so it can't slip. The breathable lining guarantees that you'll stay dry and comfortable every day – all day. It even has memory-fit features allowing you to lock the adjustments in place to prevent the web from slipping. The ExoFit NEX™ introduces a series of industry firsts including Duo-Lok™ Quick Connect Buckles, Revolver™ Vertical Torso Adjusters, Tech Lite™ Aluminum D-rings, Repel Technology Webbing and Integrated Suspension Trauma Straps. One back D-ring.

P/N	Size	1-5	6+
1113001	Small	\$320	\$299
1113004	Medium	320	299
1113007	Large	320	299
1113010	Extra-Large	320	299



EXOFIT NEX™ Construction Style Harness

Every feature and benefit in the box to immediate left also applies to the ExoFit NEX™ Construction Style Harness. In addition, this Construction Style Harness has aluminum side D-rings, sewn-in hip pad and removable belt.

P/N	Size	1-5	6+
1113121	Small	\$375	\$349
1113124	Medium	375	349
1113127	Large	375	349
1113130	Extra-Large	375	349

1102000 Vest Style Harness

Lightweight design for maximum comfort and durability.

- Tongue buckle leg straps
- Spring loaded "stand-up" back D-ring
- Parachute buckles on lower shoulder straps
- Revolver™ vertical torso adjuster
- Size: Universal
- 420 lbs. capacity



P/N	Description	1-5	6+
1102000	Shown	\$102.65	\$95.50
1102008	with side D-rings	122.30	113.75
1103321	pass-thru leg straps	111.60	103.80
1103875	with side D-rings	128.00	119.00
1102001	parachute leg straps	113.00	105.00
1101828	with shoulder D-rings	124.00	115.00

1101655 Construction Vest Style Harness

Belt & pad for added back support and tool carrying options.

- Tongue buckle legs
- Spring loaded "stand-up" back D-ring
- Belt with side D-rings
- Sewn-in back pad and shoulder pads
- Revolver™ vertical torso adjuster on the top 4 items listed below but NOT on the 1101643 or 1101644
- Size: Large (XS-XL avail)
- 420 lbs. capacity



P/N	Description	1-5	6+
1101655	size large (shown)	\$163	\$152
1101654	size medium	163	152
1101656	size X-large	163	152
1101643	pass-thru leg straps, belt/pad, size Large	190	177
1101644	size X-large	190	177

Trauma Strap

- Suspension Trauma Strap helps prevent the effects of suspension trauma after a fall
- Allows worker who is suspended to stand up in their harness to relieve pressure
- A safety accessory that can be attached to most harness brands/styles right in the field.



P/N	Description	1-5	6+
9501403	Trauma Strap	\$30.95	\$28.85



Designed to provide fundamental fall protection with exceptional value.

- Engineered for hard work, strong and durable.
- Exceptional comfort, performance and fit
- First by Protecta harness have 310 lbs. capacity
- First by Protecta snap hooks do NOT meet 3600 # ANSI standard



P/N	Description	1-5	6+
AB17510	3-point Adj, back D, pass-thru legs	\$34.35	\$31.95
AB17520	3-point Adj, back/side D-rings, pass-thru legs	41.50	38.60
AB17550	5-point Adj, back D, tongue buckle legs	43.90	40.85
AB17560	5-point Adj, back/side D-rings, tongue buckle legs	57.90	53.85
1341001	6' shock absorbing lanyard, snap hooks	38.65	35.95
1340180	6' 100% twin-leg shock absorbing lanyard, rebar hooks	73.75	68.60
1342001	6' 100% twin-leg shock absorbing lanyard, snap hooks	49.30	45.85
AJ47410	6' web strap choker anchor sling	39.75	36.95

Anchorage Connectors

Combines ease of use & high strength (5,000 lb. min.)



- Tie-off adaptor; 1 3/4" polyester with 3" wear pad, 3 ft. in length
- Saflok® carabiners are self locking and closing for complete safety

P/N	Description	1-5	6+
1003000	3 ft. tie-off adaptor	\$42.95	\$39.95
1003006	6 ft. tie-off adaptor	49.30	45.85
2000114	2" carabiner	74.85	69.60
2000113	1 3/8" carabiner	79.95	74.40
2000112	3/4" carabiner	42.30	39.35

1244306 ShockWave2™ Shock Absorbing Lanyard

Expands and retracts reducing trip fall hazards, dragging and snagging

- Expands to 6 ft. and contract to 4½ ft.
- Self locking snap hooks at ends
- Impact indicator
- Limits forces to 900 lbs. or less
- 6 ft. in length
- Snap hook gates meet the 3600 # ANSI standard



1244412 ShockWave2™ Twin-Leg Shock Absorbing Lanyard

Keep one leg attached to anchorage while other leg is ready to be hooked to the next.

- Expands to 6 ft. and contract to 4½ ft.
- Self locking snap hooks at center, 2¼" flat steel hooks at ends
- Impact indicator
- Limits forces to 900 lbs. or less
- 6 ft. in length



1224006 EZ Stop® III Shock Absorbing Lanyard

Lightweight one-piece design.

- 1½" tubular web jacket and polyester core
- Self locking snap hooks at each end
- Limits forces to 900 lbs. or less
- 6 ft. in length
- Snap hook gates meet the 3600 # ANSI standard

P/N	Description	1-5	6+
1244306	Shown	\$80.85	\$75.20
1244321	2¼" hook one end	114.00	106.00

P/N	Description	1-5	6+
1244412	Shown	\$190	\$177
1244406	snap hooks all ends	123	114

P/N	Description	1-5	6+
1244006	Shown	\$70.40	\$65.50
1244024	2¼" hook one end	104.80	97.50



Rebel™ Web Self Retracting Lifeline

- Extremely light weight design (11 ft. model weighs only 2.8 lbs.)
- 11 ft. or 20 ft. retractable line delivers the greatest working range for economy SRL's
- Best lifeline length-to-weight ratio
- Unique super-strength thin webbing

P/N	Description	1-5	6+
AD111A	11 ft. with carabiner	\$160	\$149
AD111AR	11 ft. with swivel and carabiner	175	163
AD120A	20 ft. with carabiner	295	275



Talon™ Web Self Retracting Lifeline

Engineered for reliable protection that locks when it should; won't lock when it shouldn't!

- Extremely light weight design (only 3 lbs.)
- 1" nylon web lifeline, 8 or 16 ft. length
- Quick-connect handle eliminates the need for a separate carabiner (8 ft. model only). Swiveling anchorage loop prevents twisting/tangling of the lifeline (16 ft. model only)
- Self locking hook with impact indicator

P/N	Description	1-5	6+
3101000	8 ft. long	\$257	\$239
3101051	16 ft. long	311	289



Rebel Cable Self Retracting Lifeline

- Lightweight, yet rugged thermoplastic housing. Aluminum housing is also available
- Stainless steel working components
- Capacity is 420 lbs. (total) of attached worker
- No annual re-certification is required unless involved in a fall
- 2-year warranty on parts and workmanship
- 5mm (thicker than the standard 3/16") galvanized wire cable priced below.
- 5mm stainless cable also available

Thermoplastic Housing P/N	Length	1-5	6+
3590500	33'	\$364	\$339
3590550	50'	547	509
3590590	66'	640	595
3590630	82'	882	820



3504450 Ultra-Lok® Self Retracting Lifeline

- Minimal weight with polyurethane housing
- Corrosion resistant stainless steel components
 - Reserve lifeline system
 - Anti-ratcheting twin disc brake and audio indicator
 - 50 ft. of 3/16" galvanized cable, stainless steel avail
 - Self locking swivel hook with impact indicator
 - Limits forces to 900 lbs. or less

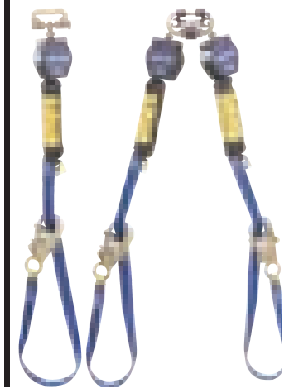
P/N	Description	1-5	6+
3504433	20 ft. galvanized	\$679	\$632
3504430	30 ft. galvanized	994	925
3504450	50 ft. galvanized	1,070	995
LEADING EDGE SRL's			
3590540	20' Protecta "LE"	\$460	\$430
3504500	30' DBI "LE"	1,130	1,050
3504600	55' DBI "LE"	1,380	1,285



Nano-Lok™ Self Retracting Lifeline

- At only 1.6 lbs, it is virtually unnoticeable on your back
- Whether your application requires single or twin leg configurations, mounting to an overhead anchor or for connection directly to a harness, there are more than 30 models to choose from to suit almost any application
- Nano-Lok™ stops quickly – stopping a fall within inches – providing more protection at low heights. In addition, tension is always kept on the lifeline, which reduces dragging, snagging and trip falls. Both features are key safety improvements
- 420 lbs. weight capacity
- 6' lifeline

P/N	Legs	Hooks	SRL's	1-5	6+
3101228	Single	1: ¾"	1	\$159	\$148
3101280	Twin	2: 2¼"	2	379	353



Nano-Lok™ Tie-Back SRL's

- Compact and lightweight; only 2.4 pounds
- Versatile – use a standard SRL or as tie-back for unrivaled jobsite flexibility and mobility
- Impressive 420 lbs. user capacity
- The 3 P/N's below have 5,000 lbs. gated snap hook and 9' lifeline

P/N	Description	1-5	6+
3101366	Single Leg Connector	\$237	\$220
3101374	Twin Leg Quick Connector	446	415
3101373	Twin Leg Fixed D-Ring Connector	446	415



DWE1622K

2" 2-Speed
Magnetic Drill
Press

PRICE **\$699**

PAGE 14

www.dynamicfastener.com
Dynamic Fastener Service, Inc.
9911 E. 53rd St.
Raytown, MO 64133

PRSR STD
US POSTAGE PAID
EFFINGHAM, IL
PERMIT NO. 294

CHANGE SERVICE REQUESTED



DWE402 or
DWE402N

4 1/2" Grinder

1-5 PRICE **\$83.50**

6+ **\$78.50**

PAGE 15



D25263KG

1 1/2" SDS SHOCKS Hammer with **FREE** DWE402
4 1/2" Angle Grinder

PRICE **\$188**

PAGE 8



DCK255X

18V XRP
Combo Kit
with **FREE**
Bit Set

PRICE **\$199**

PAGE 22



DCK296M2

DCK296M2 or
DCK296P2

20V MAX* Brushless Combo Kit with **FREE** Bit Set

PRICE **CRAZY LOW**

PAGE 23



2697-22

18V
Combo Kit
with **FREE**
32-Pcs Bit Set

PRICE **\$259**

PAGE 26



6370-21

Metal Cutting
8" Circ Saw
with Case

1-5 PRICE **\$269**

6+ **\$253**

PAGE 30